



**METASYS®**

# Seamless energy monitoring with **Energy Dashboard & Reporting**



As global priorities shift toward energy efficiency and sustainability, electrification and digitalization, energy monitoring has become a critical component of managing building operations effectively. Update this sentence with: Metasys Energy Dashboard and Reporting (EDR) enables building owners and operators to manage and optimize their

energy usage, reduce costs and comply with regulations. It's a powerful tool whether you're using it for one building or an entire estate.

With over 54,000 installations worldwide the Metasys Building Automation System (BAS) has long been recognized to optimize building efficiency, with smart operations for daily performance and solutions that scale and evolve.

## The mega trends driving energy monitoring adoption

Energy monitoring is no longer optional—it's vital for navigating the transformative forces shaping the built environment. Take a look at the mega trends behind the change.



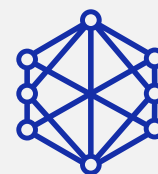
### Sustainability

Rising energy costs and stringent ESG regulations demand better visualization of energy performance data. Monitoring energy use helps identify inefficiencies, reduce consumption and increase the adoption of renewable energy sources.



### Electrification

The shift to electrification, including EV charging networks and smart grids, requires precise tracking of energy consumption and production to make informed decisions.



### Digitalization

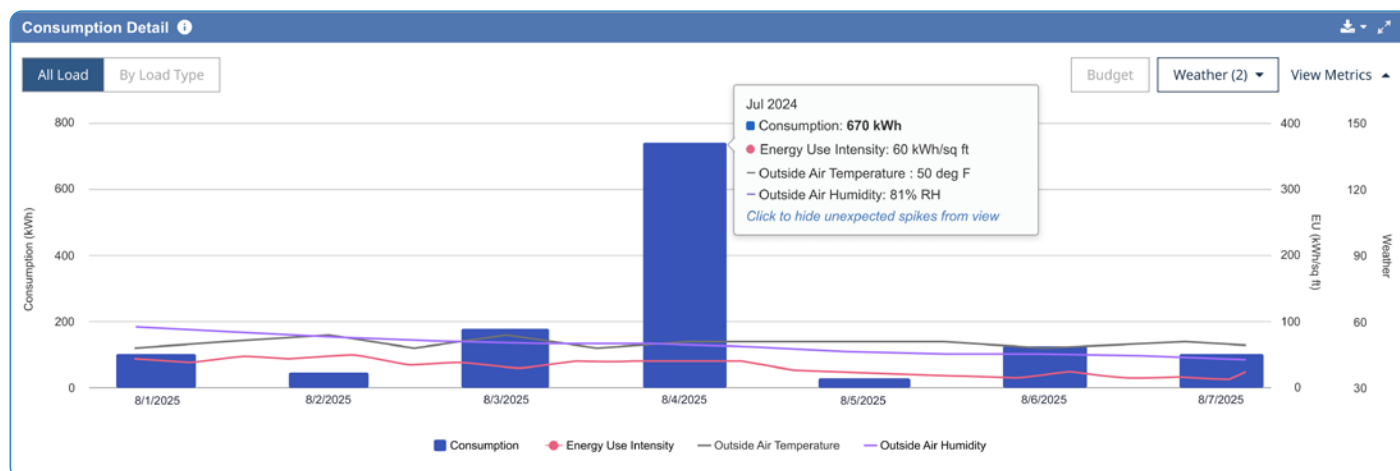
The energy sector is evolving rapidly through digitalization, enabling smarter management of production, storage, distribution and consumption. Data-driven insights from energy monitoring are key to modeling and improving energy performance.



## The connection between fault detection and energy monitoring

Fault Detection and Diagnostics (FDD) and energy monitoring are two sides of the same coin. Energy consumption patterns often act as leading indicators of system faults, enabling proactive maintenance and minimizing downtime. For example, an unexplained spike in energy

use might signal an inefficient HVAC component or operational anomaly. By integrating energy data with fault detection, Metasys can identify, diagnose and resolve issues faster, improving system reliability and operational efficiency.



*Report reflects a sudden spike in energy consumption, despite stable ambient conditions as indicated by the overlaid weather data. This suggests a possible equipment fault.*

## Benefit from effortless deployment with built-in intelligence

EDR leverages Metasys' powerful ontology-based data architecture, which inherently understands the relationships between spaces, equipment and systems. This enables the application to deliver actionable energy insights with little to no

configuration. Facility managers can immediately visualize energy consumption patterns, compare usage across spaces and equipment, and generate tailored reports—all without the need for complex setup or manual data mapping.



# Take control with Energy Dashboard & Reporting

The Energy Dashboard & Reporting (EDR) empowers facility managers with comprehensive tools to monitor energy consumption, identify savings opportunities and validate energy-saving strategies. Designed for intuitive use, EDR provides actionable insights through advanced visualizations and reporting capabilities, enabling organizations to reduce costs, enhance productivity and meet sustainability goals.

## EDR benefits that drive your building performance



### Enhanced energy analysis

Identify peak usage patterns, optimize energy consumption, and implement demand response strategies for cost savings.



### Proactive fault detection

Use real-time energy data to uncover anomalies and address system inefficiencies before they escalate.



### ASHRAE Guideline 36 compliance

Validate energy-saving sequences of operation and ensure compliance with industry standards.



### Data-driven decision making

Empower stakeholders with intuitive dashboards and reports that translate energy data into actionable insights.



### Sustainability goals

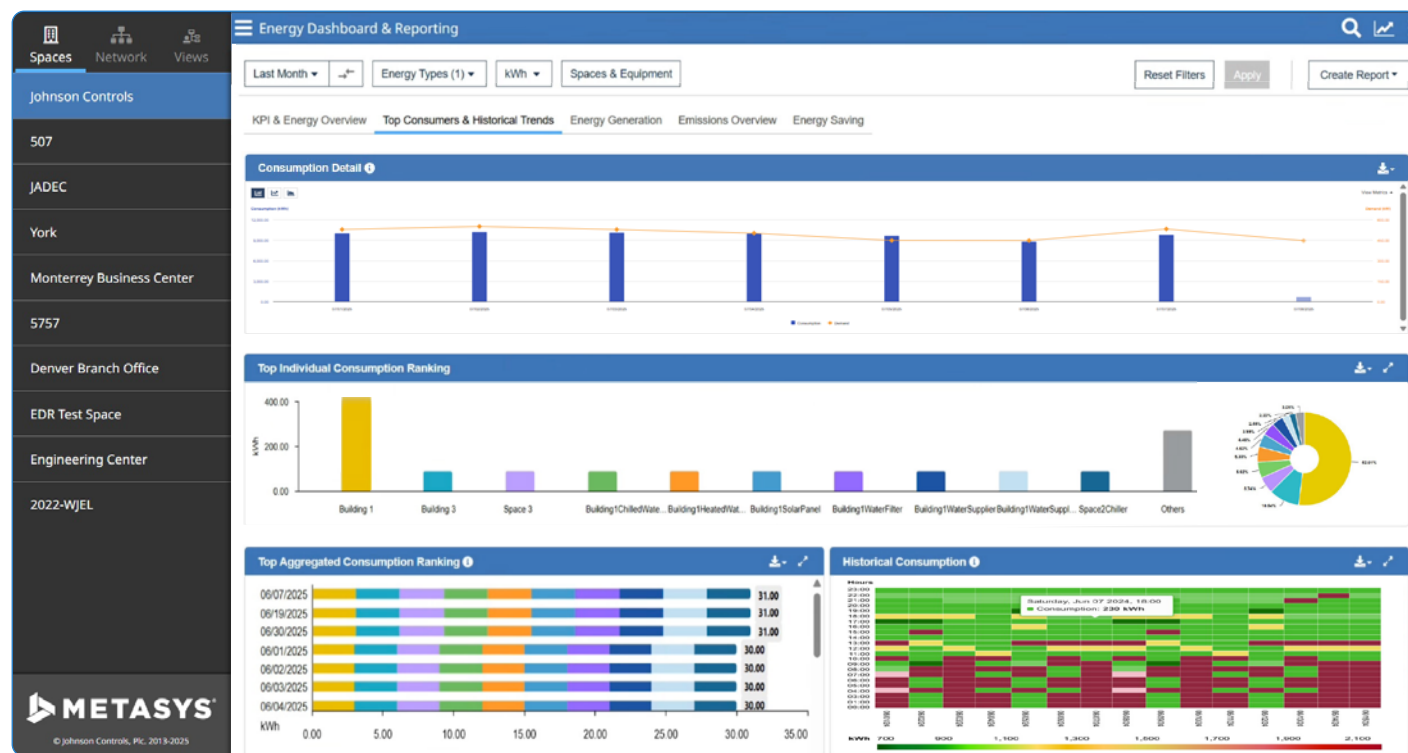
Continuously monitor and track energy performance to drive sustainability initiatives and improve operational efficiency.

# Organized, strategic data that simplifies energy monitoring

EDR provides intuitive dashboards with quick access to strategic data, so you can prioritize savings, productivity and sustainability.



## Intuitive visualizations provide your energy insights at a glance



### Dynamic consumption analysis

View detailed energy usage data by hour, day or month with interactive bar charts for quick analysis.

### Advanced-ranking visualizations

Identify top-consuming spaces and equipment with bar and pie charts to target energy efficiency improvements.

### Innovative consumption heatmap

Visualize hourly energy consumption to pinpoint peak usage times and optimize demand management.

### Comparative analysis capabilities

Compare energy use across different time periods to identify trends and variances for strategic decision-making.

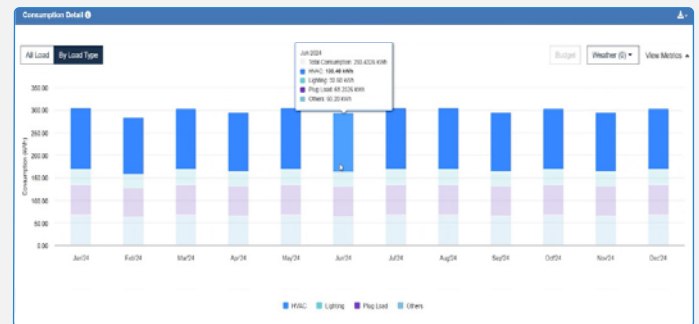
# Reliable, comprehensive energy data coverage

## Energy type support

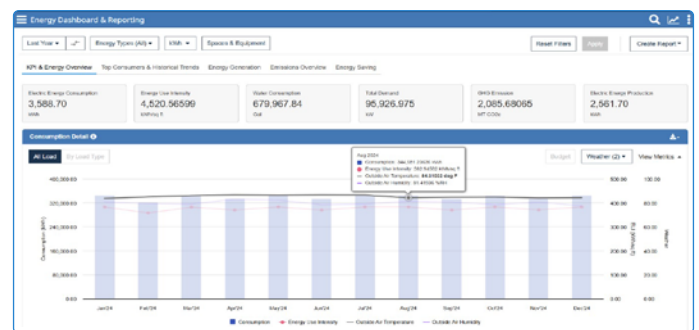
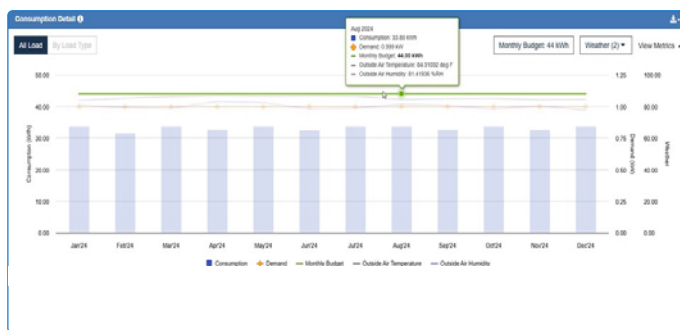
Monitor electricity, natural gas, steam, chilled water, heated water and water consumption, all accessible via a simple filter.

## Load type distinction

Break down electrical energy usage by HVAC, lighting, plug loads and more for targeted efficiency improvements.



# Be confident with enhanced reporting and analysis tools



## Energy baselining and budgeting

Compare current consumption trends against historical baselines or budgets to support planning and savings goals.

## Energy use intensity metrics

Calculate energy per square foot/meter to meet utility rebate and compliance requirements.

## Equipment runtime and efficiency

Track runtime hours and equipment starts for HVAC systems and other equipment to optimize maintenance and efficiency.

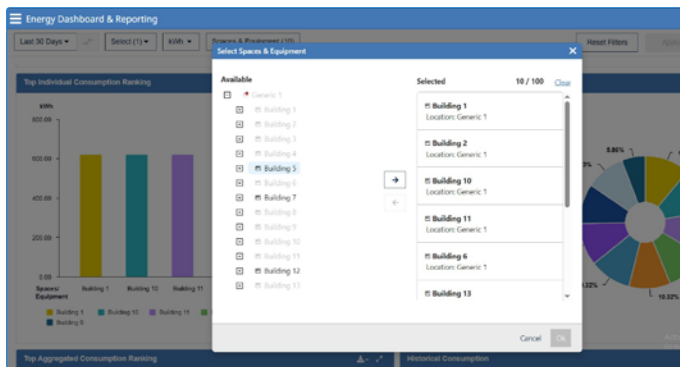
## Weather services integration

Incorporate temperature, humidity and degree days into analyses, eliminating the need for physical weather stations.

## KPI widgets

Track predefined metrics for top-level buildings or facilities, ensuring quick insights into performance indicators.

# User-friendly design helps maximize your productivity

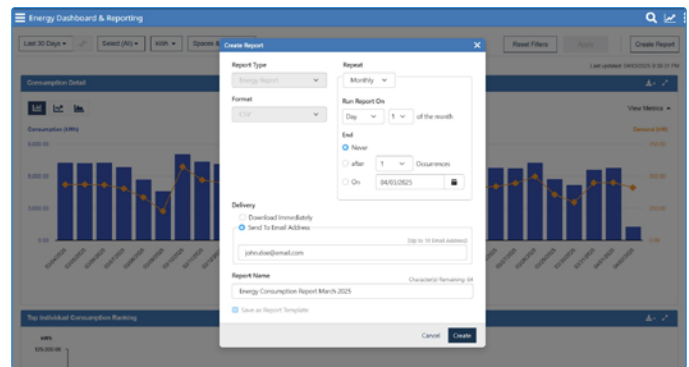


## Three clicks to insights

Access actionable data in just three steps — log in, select a time period and apply filters.

## Bookmarking filters

Save filter settings for quick access to frequently viewed data.



## Enhanced filtering options

Select specific spaces and equipment for tailored analyses across all widgets.

## Flexible reporting intervals

Generate daily, weekly, monthly, yearly or custom reports to suit your needs.

# Emissions tracking and Energy Conservation Measures validation

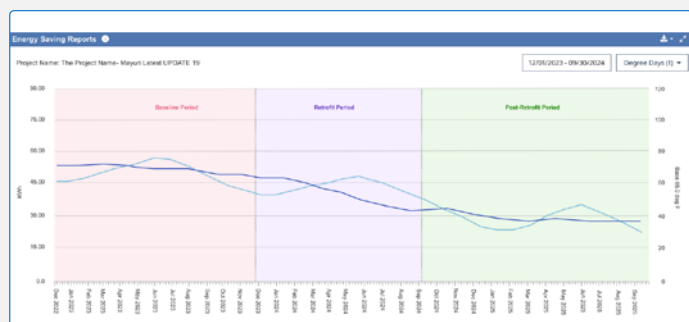
## GHG emissions tracking

Monitor Scope 1 and Scope 2 emissions to measure your carbon footprint and support sustainability initiatives.



## Energy savings validation

Confirm reductions achieved through ASHRAE Guideline 36 (G36) sequences or Energy Conservation Measures (ECMs).





## Transform your data into actionable energy savings

Energy Dashboard & Reporting is the smart solution is the smart solution for facility managers who need powerful tools to reduce energy costs, improve operational efficiency and meet sustainability goals. Offered with the Metasys BAS, EDR puts the power of energy data at your fingertips so you have complete control of your building.

**Contact your Johnson Controls representative to learn how EDR can streamline your energy management.**

### About Johnson Controls:

At Johnson Controls (NYSE:JCI), we transform the environments where people live, work, learn and play. As the global leader in smart, healthy and sustainable buildings, our mission is to reimagine the performance of buildings to serve people, places and the planet.

Building on a proud history of nearly 140 years of innovation, we deliver the blueprint of the future for industries such as healthcare, schools, data centers, airports, stadiums, manufacturing and beyond through OpenBlue, our comprehensive digital offering.

Today, with a global team of 100,000 experts in more than 150 countries, Johnson Controls offers the world's largest portfolio of building technology and software as well as service solutions from some of the most trusted names in the industry.