

Activity Book for Kids
Edition 3

HEALTHY AND SAFE BUILDINGS

Meet our
Fire Safety Mascot

Mr. ES




Brought to you by

The power behind **your mission**



The Johnsons are all excited to visit their close friends, the Hyungs, in the big city!




I'm excited about the costume party!

Dr. Hyung will just be getting home from his shift at the hospital.

We are meeting them in front of their building.

Me too!





Mai told me that both her apartment and her school building have systems that help keep them healthy.

I think Mai wants to be a doctor like her dad!



The taxi cab drops the Johnson family off at the Hyung family's apartment building.






We're going inside in a minute...

Look, they are wearing costumes too!

A building like a **HUMAN BODY**...?

Welcome to our building! My teacher explained that buildings are just like human bodies... with lots of parts!

So just like a body, a building can be healthy?



The security cameras are like the **EYES** of the building!



A building has a **NOSE**, no way!

And the air intake is like the **NOSE** of a building.



The **LUNGS**, **HEART** and **BRAIN** are inside!

I guess the door is like the **MOUTH** of the building.

Inside, like in a body... come on!

Where are the **LUNGS**, **HEART** and **BRAIN** of the building?



Let's go inside.



A building has LUNGS!

Look, the air is moving
Nguyen's cape!

That's because deep in
the building a large fan
takes the clean air from the
air intake...the **NOSE**...and
moves it through the
building! That's like
the **LUNGS**!



Mom said
this building has new
filters and other tech
to keep the
building clean.

I just remembered!
Our school teachers
were talking about
new filters which
give fresh air.



The building is smart and has a **BRAIN**!

Look this is a Johnson Controls thermostat, that's where my dad works.

Yes, it is a smart thermostat, the **BRAIN** of the whole building!

A building can be smart? Cool!

And the building has a **HEART** called a chiller, that makes cold water, and is hidden deep inside the building like an actual **HEART**...

Speaking of chillers, let's go upstairs and chill!

But we haven't even found the **STOMACH** of the building yet!

Speaking of stomachs, I am hungry




OpenBlue

Make Your Own Scene

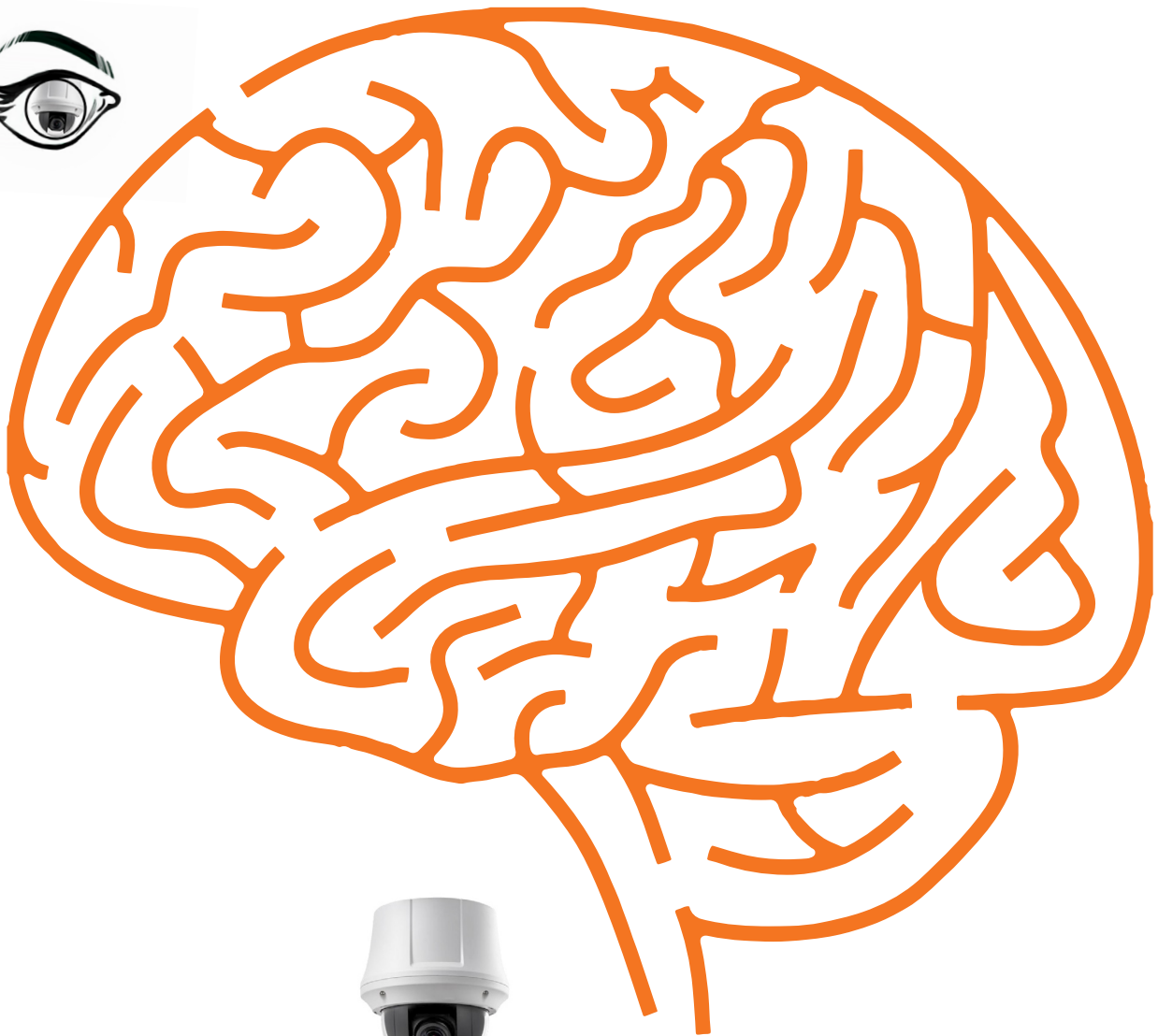
The power behind **your** mission





OpenBlue

Healthy and Safe Buildings are
a-Maze-ing



The power behind **your mission**



OpenBlue

Did you know?

Fire safety begins with fire detection, and Johnson Controls is a global leader in fire detection products and solutions!


Meet our Fire Safety Mascot



Mr. ES




Call your **national emergency number** in the event of an emergency. You should also know the number for a nearby emergency contact (a relative, friend, or neighbor) who can respond quickly if your family needs help.



Don't Hide and
Go Outside

If there is a fire in your home, remember this important fire safety tip: **Don't hide, go outside!**
You may be scared, but never hide during a fire.
Get outside!


”



Check Your House
for Smoke Detectors

There should be at least **one smoke detector on every floor** of your home and ask your parents when the batteries were last changed. Most fire departments recommend **changing batteries twice a year!**

”



Thank You!

Stay tuned for more activities
coming soon...

Contact Elizabeth.Nicole.Katz@jci.com with questions or comments about this Activity Book.

Copyright 2020 Johnson Controls. All Rights Reserved. Any use, copying or distribution not authorized by Johnson Controls is strictly prohibited.