



## TECHNICAL GUIDE

**LX SERIES  
SPLIT SYSTEM  
AIR CONDITIONERS**  
**13 SEER – R-410A – 1 PHASE**  
**1.5 THRU 5 NOMINAL TONS**  
**MODELS: YCD18 THRU 60**



ISO 9001  
Certified Quality  
Management System



Due to continuous product improvement, specifications are subject to change without notice.

Visit us on the web at

[www.upgnet.com](http://www.upgnet.com) and [www.york.com](http://www.york.com)

Additional rating information can be found at

[www.ahridirectory.org](http://www.ahridirectory.org)

### WARRANTY SUMMARY\*

Standard 5-Years limited parts warranty.

Standard 10-Years limited compressor warranty.

**Extended 10-Years limited parts warranty** when product is registered online within 90 days of purchase for replacement or closing for new home construction.

\*Does not apply to R-22 models, 3-Phase models, or Internet sales.

See Limited Warranty certificate in User's Information Manual for details.

## DESCRIPTION

The YCD models are part of our successful LX Series split system air conditioner lineup. Optimized for the 13 SEER Regional Minimum Efficiency in the North US and Canada, these outdoor units are specifically designed to be matched with Johnson Controls Unitary Products indoor coils, furnaces, and air handlers to provide a complete system solution.

## FEATURES

- **Small Footprint** - Minimum footprint for easier handling, transportation, and installation.
- **Easier Installation** - Independent panels provide quick access for unit setup. Installation time is reduced by easy power and control wiring access. Options are provided for indoor piston or TXV. The factory installed filter-drier and factory charge for a 15-Ft lineset means less time spent brazing and charging the system. The small base dimension and reduced unit clearances make for easier retrofits.
- **Accessible Information** - QR code on unit provides quick access to technical documents and warranty information.
- **Durable Finish** - The coated steel wire fan guard, coated external fasteners, and pre-treated G90-equivalent galvanized steel chassis components resist corrosion and rust creep. Champagne colored powdercoat paint further protects external panels.
- **Quality Coils** - The high efficiency microchannel aluminum coil is manufactured using an improved material system providing reliable performance and small unit size.
- **Rugged Coil Protection** - Coils are protected from mechanical damage by a proven stamped steel coil guard design.
- **Protected Compressor** - Compressors are protected internally by a high pressure relief valve and a temperature sensor, and externally by the system high pressure switch. The liquid line filter-drier is factory installed to protect the compressor against moisture and debris.
- **Reliable Operation** - Ball bearing fan motors provide superior performance in extreme temperatures.
- **Environmentally Friendly** - CFC-free R-410A refrigerant delivers environmentally friendly performance with zero ozone depletion.
- **Top Discharge** - Warm air is blown up, away from the structure and any landscaping and allows compact location on multi-unit applications.
- **Low Operating Sound Levels** - Developed using CFD and FEA tools, the sturdy cabinet and top design provides sound performance of 77 dBA or lower. Compatible accessories for further sound reduction are also available.
- **Better Service Access** - Diagonal base valves with open access for low-loss fittings, single panel access to the electrical controls, swing out control box for full corner access, and removable fan guard allow easy access for unit maintenance.
- **Agency Listed** - Safety certified by CSA to UL 1995 / CSA 22.2. Performance certified to ANSI/AHRI Standard 210/240 in accordance with the Unitary Small Equipment certification program.

**LIST OF SECTIONS**

<b>DESCRIPTION</b> .....	<b>1</b>
<b>FEATURES</b> .....	<b>1</b>
<b>NOMENCLATURE</b> .....	<b>2</b>
<b>PHYSICAL AND ELECTRICAL DATA</b> .....	<b>3</b>
<b>DIMENSIONS</b> .....	<b>3</b>
<b>COOLING CAPACITY - With Air Handler Coils</b> .....	<b>5</b>
<b>COOLING CAPACITY - Upflow, Downflow &amp; Horizontal Furnaces and Coils (Coil Only Ratings)</b> .....	<b>9</b>
<b>COOLING CAPACITY - With High Efficiency Motor Furnaces</b> ..	<b>11</b>
<b>APPLICATIONS AND ACCESSORIES</b> .....	<b>37</b>
<b>SOUND POWER RATINGS</b> .....	<b>37</b>
<b>MECHANICAL SPECIFICATIONS</b> .....	<b>38</b>
<b>TYPICAL INSTALLATION</b> .....	<b>39</b>
<b>TYPICAL FIELD WIRING</b> .....	<b>40</b>
<b>ALTERNATIVE INSTALLATION CLEARANCES</b> .....	<b>40</b>
<b>PERFORMANCE DATA - 1.5 TON</b> .....	<b>41</b>
<b>PERFORMANCE DATA - 2 TON</b> .....	<b>44</b>
<b>PERFORMANCE DATA - 2.5 TON</b> .....	<b>48</b>
<b>PERFORMANCE DATA - 3 TON</b> .....	<b>52</b>
<b>PERFORMANCE DATA - 3.5 TON</b> .....	<b>56</b>
<b>PERFORMANCE DATA - 4 TON</b> .....	<b>60</b>
<b>PERFORMANCE DATA - 5 TON</b> .....	<b>64</b>

**NOMENCLATURE**

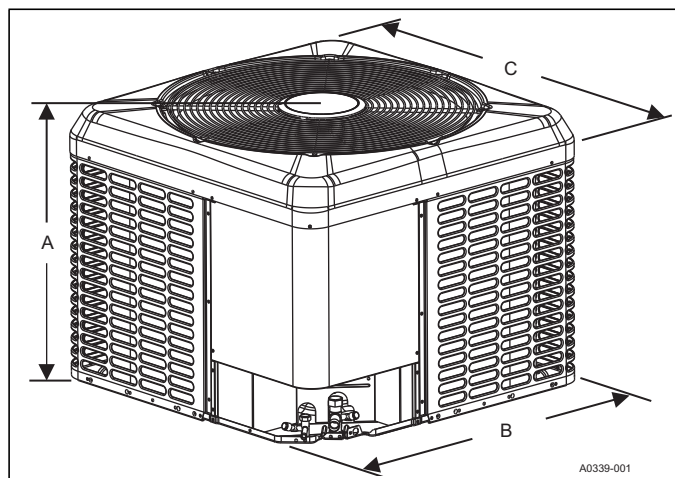
<b>BRAND</b>	<b>Y</b>	<b>Y = York</b>
<b>PRODUCT TYPE</b>	<b>C</b>	<b>C = Air Conditioner</b>
<b>NOMINAL SERIES EFFICIENCY AND STAGING</b>	<b>D</b>	<b>D = 13 SEER / 1-Stage (US Northern Region)</b>
<b>NOMINAL UNIT CAPACITY (MBH)</b>	<b>36</b>	<b>18 = 1.5 Ton      42 = 3.5 Ton</b> <b>24 = 2 Ton      48 = 4 Ton</b> <b>30 = 2.5 Ton      60 = 5 Ton</b> <b>36 = 3 Ton</b>
<b>REFRIGERANT</b>	<b>B</b>	<b>B = R-410A</b>
<b>VOLTAGE (Voltage-Phase-Hertz)</b>	<b>2</b>	<b>2 = 208/230-1-60</b>
<b>GENERATION (MAJOR REVISION)</b>	<b>1</b>	<b>1 = 1st Gen</b> <b>2 = 2nd Gen</b> <b>etc</b>
<b>FACTORY OPTION</b>	<b>S</b>	<b>S = Standard (No Options)</b> <b>H = Hard Start Kit</b>
<b>STYLE LETTER (MINOR REVISION) NOT USED FOR ORDERING</b>	<b>A</b>	<b>A = Style A</b> <b>B = Style B</b> <b>etc</b>

## PHYSICAL AND ELECTRICAL DATA

MODEL		YCD18 B21(H,S)	YCD24 B21(H,S)	YCD30 B21(H,S)	YCD36 B21(H,S)	YCD42 B21(H,S)	YCD48 B21S	YCD60 B21S
Unit Supply Voltage		208-230V, 1 $\phi$ , 60Hz						
Normal Voltage Range <sup>1</sup>		187 to 252						
Minimum Circuit Ampacity		9.6	12.3	14.2	19.9	21.9	28.5	34.3
Max. Overcurrent Device Amps <sup>2</sup>		15	20	20	30	35	50	60
Min. Overcurrent Device Amps <sup>3</sup>		15	15	15	20	25	30	35
Compressor Type		Recip	Recip	Recip	Recip	Recip	Scroll	Scroll
Compressor Amps	Rated Load	7.0	9.2	10.7	14.7	16.5	21.8	26.4
	Locked Rotor	45.0	45.0	57.0	78.0	88.0	117	134
Crankcase Heater		No	No	No	No	No	No	No
Factory External Discharge Muffler		No	No	No	No	Yes	No	No
HS Kit Required with TXV <sup>4</sup>		Yes*	Yes*	Yes*	Yes*	Yes*	No	No
Fan Diameter Inches		18	18	18	18	22	22	22
Fan Motor	Rated HP	1/8	1/8	1/8	1/4	1/4	1/4	1/4
	Rated Load Amps	0.80	0.80	0.80	1.50	1.30	1.30	1.30
	Nominal RPM	1075	1075	1075	1100	850	850	850
	Nominal CFM	1925	1950	2150	2575	2925	3225	3350
Coil	Face Area Sq. Ft.	8.26	9.78	11.07	12.37	12.22	13.83	17.37
	Rows Deep	1	1	1	1	1	1	1
	Fins / Inch	23	23	23	23	23	23	23
Liquid Line Set OD (Field Installed)		3/8	3/8	3/8	3/8	3/8	3/8	3/8
Vapor Line Set OD (Field Installed) <sup>5</sup>		3/4	3/4	3/4	3/4	7/8	7/8	1-1/8 <sup>‡</sup>
Unit Charge (Lbs. - Oz.) <sup>6</sup>		2 - 15	3 - 4	3 - 13	4 - 1	4 - 6	4 - 8	5 - 6
Charge Per Foot, Oz.		0.62	0.62	0.62	0.62	0.67	0.67	0.75
Operating Weight Lbs.		125	130	140	140	175	165	175

Models with "H" on the end of the model number are shipped with a Hard Start Kit installed at the factory.

1. Rated in accordance with AHRI Standard 110-2012, utilization range "A".
2. Dual element fuses or HACR circuit breaker. Maximum allowable overcurrent protection.
3. Dual element fuses or HACR circuit breaker. Minimum recommended overcurrent protection.
4. See Hard Start Kit Accessory Installation Manual for Hard Start Kit part number for each model.
5. For applications with non-standard vapor line sizes, see the "Applications & Accessories" section of this Technical Guide.
6. The Unit Charge is correct for the outdoor unit, smallest matched indoor unit, and 15 feet of refrigerant tubing. For tubing lengths other than 15 feet, add or subtract the amount of refrigerant, using the difference in actual lineset length (not the equivalent length) multiplied by the per foot value.



## DIMENSIONS

Unit Model	Dimensions (Inches)			Refrigerant Connection Service Valve Size	
	A	B	C	Liquid	Vapor
YCD18B21(H,S)	23-1/2	24	24	3/8	3/4
YCD24B21(H,S)	26-3/4	24	24		
YCD30B21(H,S)	30	24	24		
YCD36B21(H,S)	33-1/4	24	24		
YCD42B21(H,S)	26-3/4	29-1/4	29-1/4		7/8
YCD48B21S	30	29-1/4	29-1/4		
YCD60B21S	36-1/4	29-1/4	29-1/4		

<sup>‡</sup> Adapter fitting must be field installed for the required 1-1/8" line set.

All dimensions are in inches and are subject to change without notice.

Overall height is from bottom of base pan to top of fan guard.

Overall length and width include screw heads.

**SYSTEM CHARGE FOR VARIOUS MATCHED SYSTEMS**

Outdoor Unit	YCD18 B21(H,S)	YCD24 B21(H,S)	YCD30 B21(H,S)	YCD36 B21(H,S)	YCD42 B21(H,S)	YCD48 B21S	YCD60 B21S
Required Orifice or TXV <sup>1,2</sup>	0.047 / BA1	0.057 / BA1	0.063 / BA1	0.067 / BC1	0.073 / BC1	0.077 / BC1	0.084 / BD1
Indoor Unit <sup>3,4,5</sup>	Additional Charge, oz						
AP18B	0	—	—	—	—	—	—
AP24B	3	0	—	—	—	—	—
AP30B	10	7	2	—	—	—	—
AP36B	10	7	2	0	—	—	—
AP36C	—	11	2	2	—	—	—
AP42C	—	11	2	2	0	—	—
AP48(C,D)	—	—	—	5	2	0	—
AP60(C,D)	—	—	—	—	9	2	0
AE18B	0	—	—	—	—	—	—
AE24B	3	0	—	—	—	—	—
AE30B	8	5	0	—	—	—	—
AE36(B,C)	10	7	2	0	—	—	—
AE42C	—	—	—	5	2	—	—
AE48(C,D)	—	—	—	5	2	0	—
AE60C	—	—	—	—	9	2	0
AE60D	—	—	—	—	29 oz TXV ONLY	22 oz TXV ONLY	20 oz TXV ONLY
AVC18B	0	—	—	—	—	—	—
AVC24B	3	0	—	—	—	—	—
AVC30B	8	5	0	—	—	—	—
AVC36(B,C)	10	7	2	0	—	—	—
AVC42C	—	—	—	5	2	—	—
AVC48(C,D)	—	—	—	5	2	0	—
AVC60C	—	—	—	—	9	2	0
AVC60D	—	—	—	—	29 oz TXV ONLY	22 oz TXV ONLY	20 oz TXV ONLY
CF/CM/CU18(A,B)	0	—	—	—	—	—	—
CF/CM/CU24(A,B)	3	0	—	—	—	—	—
CF/CM/CU30(A,B,C)	8	5	0	—	—	—	—
CF/CM/CU36(A,B,C,D)	10	7	2	0	—	—	—
CF/CM/CU42(B,C,D)	—	11	2	2	0	—	—
CF/CM/CU48(C,D)	—	—	—	5	2	0	—
CF/CM/CU60(C,D)	—	—	—	—	9	2	0
CF/CM64D	—	—	—	—	29 oz TXV ONLY	22 oz TXV ONLY	20 oz TXV ONLY

Some of the combinations shown in the above System Charge table require Advanced Main Air Circulating Fan indoor product. For approved coil only matches, please see the "COOLING CAPACITY - Upflow, Downflow & Horizontal Furnaces and Coils" table.

**FOOTNOTES:**

1. For applications requiring a TXV, use S1-1TVM\*\*\* series kit.
2. Approved orifice(s) shipped with outdoor unit.
3. Systems matched with furnaces or air handlers not equipped with blower-off delays may require blower Time Delay Kit S1-2FD06700224.
4. CF coils cannot be used in horizontal applications.
5. Charge adders shown above do not indicate that coils are rated for every application. Refer to Performance Data Tables for actual performance for specified system matches. Obtain certified system ratings from [www.ahridirectory.org](http://www.ahridirectory.org).

**CHARGING PROCEDURES:**

1. Check the Factory Unit Charge listed on the unit nameplate to verify the refrigerant charge for the outdoor unit, the smallest matched indoor unit, and the 15 feet of interconnecting lineset.
2. Verify the indoor metering device and additional charge required for the specific matched indoor unit in the system using the above table.
3. Add additional charge for the amount of interconnecting lineset greater than 15 feet at the rate specified in the Physical and Electrical Table.
4. For installations requiring additional charge, weigh in refrigerant for the specific matching indoor unit and actual lineset length.
5. Once the charge adders for matched indoor unit and for lineset have been weighed in, verify the system operation against the temperatures and pressures in the Charging Chart for the outdoor unit. Locate Charging Charts on the outdoor unit and also in the Service Data Application Guide on [www.upgnet.com](http://www.upgnet.com). Follow the Subcool or the Superheat charging procedure in the Installation Manual according to the type of indoor metering device in the system, and allow ten minutes after each charge adjustment for the system operation to stabilize. Record the charge adjustment made to match the Charging Chart.
6. Permanently stamp the unit data plate with the TOTAL SYSTEM CHARGE defined as follows: TOTAL SYSTEM CHARGE = Base Charge (as shipped) + charge adder for matched indoor unit + charge adder for actual lineset length + charge adjustments to match the Charging Chart.

**COOLING CAPACITY - With Air Handler Coils**

UNIT MODEL	AIR HANDLER		COIL MODEL <sup>1</sup>	COOLING				
	MODEL	WIDTH		RATED CFM	NET MBH		SEER	EER
					TOTAL	SENS.		
YCD18B21(H,S)	AE18BX21	17.5	—	600	18.0	13.8	15.00	12.75
YCD18B21(H,S)	AE24BX21	17.5	—	600	18.0	13.8	15.00	12.75
YCD18B21(H,S)	AE30BX21	17.5	—	600	18.0	14.0	15.00	12.75
YCD18B21(H,S)	AE36BX21	17.5	—	625	18.0	13.9	14.50	12.50
YCD18B21(H,S)	AE36CX21	21.0	—	600	18.0	13.6	14.25	12.25
YCD18B21(H,S)	AP18BX21	17.5	—	600	18.0	13.8	13.50	11.50
YCD18B21(H,S)	AP24BX21	17.5	—	600	18.0	13.8	13.00	11.25
YCD18B21(H,S)	AP30BX21	17.5	—	600	18.0	13.6	13.50	11.50
YCD18B21(H,S)	AVC18BX21	17.5	—	600	18.0	13.8	15.00	12.75
YCD18B21(H,S)	AVC24BX21	17.5	—	600	18.0	13.9	15.00	12.75
YCD18B21(H,S)	AVC30BX21	17.5	—	600	18.0	13.9	15.00	12.75
YCD18B21(H,S)	ME08BN21	17.5	CF/CM18B	600	18.0	13.8	15.00	12.75
YCD18B21(H,S)	ME08BN21	17.5	CF/CM24B	600	18.0	13.9	15.00	12.75
YCD18B21(H,S)	ME08BN21	17.5	CF/CM30B	600	18.0	13.9	15.00	12.75
YCD18B21(H,S)	ME08BN21	17.5	CF/CM36B	600	18.0	13.8	15.00	12.75
YCD18B21(H,S)	ME12BN21	17.5	CF/CM18B	600	18.0	13.8	13.75	11.75
YCD18B21(H,S)	ME12BN21	17.5	CF/CM24B	625	18.0	14.0	14.00	12.00
YCD18B21(H,S)	ME12BN21	17.5	CF/CM30B	625	18.0	14.0	14.25	12.25
YCD18B21(H,S)	ME12BN21	17.5	CF/CM36B	650	18.0	14.2	14.50	12.25
YCD18B21(H,S)	MVC08BN21	17.5	CF/CM18B	550	18.0	13.4	15.00	12.75
YCD18B21(H,S)	MVC08BN21	17.5	CF/CM24B	575	18.0	13.6	15.00	12.75
YCD18B21(H,S)	MVC08BN21	17.5	CF/CM30B	600	18.0	13.9	15.00	12.75
YCD18B21(H,S)	MVC12BN21	17.5	CF/CM36B	675	18.0	14.4	15.00	12.75
YCD24B21(H,S)	AE24BX21	17.5	—	800	24.0	17.8	14.25	12.00
YCD24B21(H,S)	AE30BX21	17.5	—	800	24.0	17.8	14.50	12.25
YCD24B21(H,S)	AE36BX21	17.5	—	800	24.0	17.8	14.75	12.25
YCD24B21(H,S)	AE36CX21	21.0	—	800	24.0	17.8	15.00	12.50
YCD24B21(H,S)	AP24BX21	17.5	—	800	23.8	17.4	13.00	11.00
YCD24B21(H,S)	AP30BX21	17.5	—	800	24.0	17.6	13.50	11.50
YCD24B21(H,S)	AP36BX21	17.5	—	900	24.0	18.4	13.00	11.25
YCD24B21(H,S)	AP36CX21	21.0	—	850	24.0	18.0	13.00	11.25
YCD24B21(H,S)	AVC24BX21	17.5	—	750	24.0	17.4	14.00	11.75
YCD24B21(H,S)	AVC30BX21	17.5	—	775	24.0	17.4	14.75	12.25
YCD24B21(H,S)	AVC36BX21	17.5	—	800	24.0	17.8	15.00	12.50
YCD24B21(H,S)	AVC36CX21	21.0	—	800	24.0	17.6	15.00	12.50
YCD24B21(H,S)	ME08BN21	17.5	CF/CM24B	800	24.0	17.8	14.25	12.00
YCD24B21(H,S)	ME08BN21	17.5	CF/CM30B	800	24.0	17.8	14.75	12.25
YCD24B21(H,S)	ME08BN21	17.5	CF/CM36B	800	24.0	17.6	14.75	12.25
YCD24B21(H,S)	ME08BN21	17.5	CF42B	875	24.0	18.2	14.75	12.25
YCD24B21(H,S)	ME12BN21	17.5	CF/CM24B	800	24.0	17.8	14.25	12.00
YCD24B21(H,S)	ME12BN21	17.5	CF/CM30B	825	24.0	18.0	14.75	12.25
YCD24B21(H,S)	ME12BN21	17.5	CF/CM36B	800	24.0	17.6	14.50	12.25
YCD24B21(H,S)	ME12BN21	17.5	CF42B	800	24.0	17.8	14.75	12.25
YCD24B21(H,S)	ME14DN21	24.5	CF/CM30D	800	24.0	17.8	14.00	11.75
YCD24B21(H,S)	ME14DN21	24.5	CF/CM36D	850	24.0	18.0	14.25	12.25
YCD24B21(H,S)	ME14DN21	24.5	CF/CM42D	800	24.0	17.6	14.25	12.00
YCD24B21(H,S)	ME16CN21	21.0	CF/CM24C	875	24.0	18.2	13.25	11.25
YCD24B21(H,S)	MVC08BN21	17.5	CF/CM24B	800	24.0	17.8	14.25	12.00
YCD24B21(H,S)	MVC08BN21	17.5	CF/CM30B	700	24.0	17.2	14.50	12.25
YCD24B21(H,S)	MVC08BN21	17.5	CF/CM36B	775	24.0	17.4	14.50	12.25

**COOLING CAPACITY - With Air Handler Coils (Continued)**

UNIT MODEL	AIR HANDLER		COIL MODEL <sup>1</sup>	COOLING				
	MODEL	WIDTH		RATED CFM	NET MBH		SEER	EER
					TOTAL	SENS.		
YCD24B21(H,S)	MVC08BN21	17.5	CF42B	800	24.0	17.8	14.75	12.25
YCD24B21(H,S)	MVC12BN21	17.5	CF/CM24B	800	24.0	17.8	14.25	12.00
YCD24B21(H,S)	MVC12BN21	17.5	CF/CM30B	850	24.0	18.2	14.50	12.25
YCD24B21(H,S)	MVC12BN21	17.5	CF/CM36B	775	24.0	17.4	14.50	12.25
YCD24B21(H,S)	MVC12BN21	17.5	CF42B	800	24.0	17.8	14.75	12.25
YCD24B21(H,S)	MVC14DN21	24.5	CF/CM30D	800	24.0	17.8	15.00	12.50
YCD24B21(H,S)	MVC14DN21	24.5	CF/CM36D	850	24.0	18.0	15.00	12.50
YCD24B21(H,S)	MVC14DN21	24.5	CF/CM42D	825	24.0	18.0	15.00	12.50
YCD24B21(H,S)	MVC16CN21	21.0	CF/CM42C	900	24.0	18.6	15.00	12.50
YCD30B21(H,S)	AE30BX21	17.5	—	825	29.4	20.2	14.00	12.00
YCD30B21(H,S)	AE36BX21	17.5	—	1000	30.0	22.2	14.00	12.00
YCD30B21(H,S)	AE36BX21	17.5	—	975	30.0	22.2	14.00	12.00
YCD30B21(H,S)	AE36CX21	21.0	—	1000	30.0	22.0	14.50	12.25
YCD30B21(H,S)	AP30BX21	17.5	—	1000	30.0	21.8	13.00	11.25
YCD30B21(H,S)	AP36BX21	17.5	—	1000	30.0	21.8	13.00	11.25
YCD30B21(H,S)	AP36CX21	21.0	—	1000	30.0	21.6	13.00	11.25
YCD30B21(H,S)	AP42CX21	21.0	—	1100	30.0	22.6	13.00	11.00
YCD30B21(H,S)	AVC30BX21	17.5	—	975	30.0	21.8	13.75	11.75
YCD30B21(H,S)	AVC36BX21	17.5	—	975	30.0	22.2	14.25	12.25
YCD30B21(H,S)	AVC36CX21	21.0	—	975	30.0	22.0	14.50	12.50
YCD30B21(H,S)	ME08BN21	17.5	CF/CM30B	900	29.8	21.0	14.00	12.00
YCD30B21(H,S)	ME08BN21	17.5	CF/CM36B	900	30.0	21.0	14.00	12.00
YCD30B21(H,S)	ME08BN21	17.5	CF42B	875	29.8	20.8	14.00	12.00
YCD30B21(H,S)	ME12BN21	17.5	CF/CM30B	825	29.4	20.0	14.00	12.00
YCD30B21(H,S)	ME12BN21	17.5	CF/CM36B	1025	30.0	22.0	14.00	12.00
YCD30B21(H,S)	ME12BN21	17.5	CF42B	975	30.0	21.8	14.00	12.00
YCD30B21(H,S)	ME14DN21	24.5	CF/CM30D	1050	30.0	22.8	14.50	12.25
YCD30B21(H,S)	ME14DN21	24.5	CF/CM36D	1025	30.0	22.0	14.50	12.50
YCD30B21(H,S)	ME14DN21	24.5	CF/CM42D	1000	30.0	21.8	14.75	12.25
YCD30B21(H,S)	ME16CN21	21.0	CF/CM30C	1075	30.0	22.6	13.75	11.75
YCD30B21(H,S)	ME16CN21	21.0	CF/CM36C	1100	30.0	22.6	13.75	11.75
YCD30B21(H,S)	ME16CN21	21.0	CF/CM42C	1000	30.0	21.8	13.75	11.50
YCD30B21(H,S)	MVC08BN21	17.5	CF42B	825	29.4	20.2	14.00	11.75
YCD30B21(H,S)	MVC12BN21	17.5	CF/CM30B	850	29.2	20.0	13.75	11.75
YCD30B21(H,S)	MVC12BN21	17.5	CF/CM36B	1000	30.0	22.0	13.75	11.75
YCD30B21(H,S)	MVC12BN21	17.5	CF42B	975	30.0	21.8	14.00	11.75
YCD30B21(H,S)	MVC14DN21	24.5	CF/CM30D	925	30.0	21.4	14.25	12.25
YCD30B21(H,S)	MVC14DN21	24.5	CF/CM36D	975	30.0	21.8	14.50	12.50
YCD30B21(H,S)	MVC14DN21	24.5	CF/CM42D	1000	30.0	21.8	14.75	12.25
YCD30B21(H,S)	MVC16CN21	21.0	CF/CM30C	925	30.0	21.4	14.25	12.00
YCD30B21(H,S)	MVC16CN21	21.0	CF/CM36C	1025	30.0	22.2	14.50	12.25
YCD30B21(H,S)	MVC16CN21	21.0	CF/CM42C	900	30.0	21.2	14.50	12.25
YCD30B21(H,S)	MVC20DN21	24.5	CF/CM36D	1120	30.0	23.0	14.50	12.50
YCD30B21(H,S)	MVC20DN21	24.5	CF/CM42D	1100	30.0	22.6	14.25	12.25
YCD36B21(H,S)	AE36BX21	17.5	—	1000	35.2	23.8	14.00	11.75
YCD36B21(H,S)	AE36CX21	21.0	—	1000	35.2	24.0	14.25	12.25
YCD36B21(H,S)	AE42CX21	21.0	—	1200	36.0	26.2	14.00	12.00
YCD36B21(H,S)	AE48CX21	21.0	—	1225	36.0	26.4	14.00	12.00
YCD36B21(H,S)	AE48DX21	24.5	—	1225	36.0	26.4	14.25	12.25
YCD36B21(H,S)	AP36BX21	17.5	—	1000	34.6	23.4	13.00	11.00

**COOLING CAPACITY - With Air Handler Coils (Continued)**

UNIT MODEL	AIR HANDLER		COIL MODEL <sup>1</sup>	COOLING				
	MODEL	WIDTH		RATED CFM	NET MBH		SEER	EER
					TOTAL	SENS.		
YCD36B21(H,S)	AP36CX21	21.0	—	1125	35.0	24.8	13.00	11.00
YCD36B21(H,S)	AP42CX21	21.0	—	1125	35.0	24.8	13.00	11.00
YCD36B21(H,S)	AP48CX21	21.0	—	1200	35.2	25.4	13.00	11.00
YCD36B21(H,S)	AP48DX21	24.5	—	1200	35.2	25.4	13.00	11.00
YCD36B21(H,S)	AVC36BX21	17.5	—	975	35.2	23.6	14.00	12.00
YCD36B21(H,S)	AVC36CX21	21.0	—	1125	35.8	25.8	14.25	12.25
YCD36B21(H,S)	AVC42CX21	21.0	—	1100	35.8	25.6	14.25	12.25
YCD36B21(H,S)	AVC48CX21	21.0	—	1075	35.6	24.8	14.25	12.25
YCD36B21(H,S)	AVC48DX21	24.5	—	1150	36.0	25.6	14.25	12.25
YCD36B21(H,S)	ME12BN21	17.5	CF/CM36B	1025	35.2	24.2	13.75	11.75
YCD36B21(H,S)	ME12BN21	17.5	CF42B	975	35.2	23.8	14.00	11.75
YCD36B21(H,S)	ME14DN21	24.5	CF/CM36D	1250	36.0	26.6	14.25	12.25
YCD36B21(H,S)	ME14DN21	24.5	CF/CM42D	1225	36.0	26.6	14.25	12.25
YCD36B21(H,S)	ME14DN21	24.5	CF/CM48D	1200	36.0	26.2	14.25	12.25
YCD36B21(H,S)	ME16CN21	21.0	CF/CM36C	1225	35.8	26.4	14.00	12.00
YCD36B21(H,S)	ME16CN21	21.0	CF/CM42C	1225	36.0	26.4	14.25	12.25
YCD36B21(H,S)	ME16CN21	21.0	CF/CM48C	1225	36.0	26.2	14.25	12.25
YCD36B21(H,S)	ME20DN21	24.5	CF/CM36D	1325	35.6	27.0	13.50	11.50
YCD36B21(H,S)	ME20DN21	24.5	CF/CM42D	1325	35.8	27.2	13.50	11.50
YCD36B21(H,S)	ME20DN21	24.5	CF/CM48D	1325	35.8	27.2	13.50	11.50
YCD36B21(H,S)	MVC08BN21	17.5	CF42B	975	35.0	23.8	13.75	11.75
YCD36B21(H,S)	MVC12BN21	17.5	CF/CM36B	1000	35.0	23.4	13.50	11.50
YCD36B21(H,S)	MVC12BN21	17.5	CF42B	975	35.2	23.8	13.75	11.75
YCD36B21(H,S)	MVC14DN21	24.5	CF/CM36D	975	35.2	23.6	14.25	12.25
YCD36B21(H,S)	MVC14DN21	24.5	CF/CM42D	1000	35.4	24.0	14.25	12.25
YCD36B21(H,S)	MVC14DN21	24.5	CF/CM48D	1150	35.8	25.8	14.25	12.25
YCD36B21(H,S)	MVC16CN21	21.0	CF/CM36C	1100	35.6	25.0	14.25	12.25
YCD36B21(H,S)	MVC16CN21	21.0	CF/CM42C	1250	36.0	26.8	14.25	12.25
YCD36B21(H,S)	MVC16CN21	21.0	CF/CM48C	1200	36.0	26.2	14.25	12.25
YCD36B21(H,S)	MVC20DN21	24.5	CF/CM36D	1120	35.8	25.4	14.25	12.25
YCD36B21(H,S)	MVC20DN21	24.5	CF/CM42D	1200	35.8	26.2	14.00	11.75
YCD36B21(H,S)	MVC20DN21	24.5	CF/CM48D	1200	36.0	26.2	14.25	12.25
YCD42B21(H,S)	AE42CX21	21.0	—	1375	42.0	31.0	13.75	11.75
YCD42B21(H,S)	AE48CX21	21.0	—	1225	41.0	29.0	14.00	12.00
YCD42B21(H,S)	AE48DX21	24.5	—	1225	41.0	29.0	14.00	12.00
YCD42B21(H,S)	AE60CX21	21.0	—	1425	42.0	31.5	14.00	12.00
YCD42B21(H,S)	AE60DX21	24.5	—	1400	42.0	31.0	14.25	12.25
YCD42B21(H,S)	AP42CX21	21.0	—	1225	40.0	28.0	13.00	11.00
YCD42B21(H,S)	AP48CX21	21.0	—	1300	42.0	30.0	13.00	11.00
YCD42B21(H,S)	AP48DX21	24.5	—	1325	42.0	30.0	13.00	11.25
YCD42B21(H,S)	AP60CX21	21.0	—	1350	42.0	30.5	13.00	11.00
YCD42B21(H,S)	AP60DX21	24.5	—	1475	42.0	31.5	13.00	11.00
YCD42B21(H,S)	AVC42CX21	21.0	—	1275	42.0	30.0	13.50	11.50
YCD42B21(H,S)	AVC48CX21	21.0	—	1225	42.0	30.0	13.75	11.75
YCD42B21(H,S)	AVC48DX21	24.5	—	1300	42.0	30.0	14.25	12.00
YCD42B21(H,S)	AVC60CX21	21.0	—	1350	42.0	30.5	14.00	12.00
YCD42B21(H,S)	AVC60DX21	24.5	—	1200	42.0	29.5	14.25	12.25
YCD42B21(H,S)	ME14DN21	24.5	CF/CM42D	1400	42.0	31.0	14.00	12.00
YCD42B21(H,S)	ME14DN21	24.5	CF/CM48D	1400	42.0	31.0	14.00	12.00
YCD42B21(H,S)	ME14DN21	24.5	CF/CM60D	1225	42.0	29.5	14.25	12.25

**COOLING CAPACITY - With Air Handler Coils (Continued)**

UNIT MODEL	AIR HANDLER		COIL MODEL <sup>1</sup>	COOLING				
	MODEL	WIDTH		RATED CFM	NET MBH		SEER	EER
					TOTAL	SENS.		
YCD42B21(H,S)	ME14DN21	24.5	CF/CM64D	1375	42.0	31.0	14.25	12.25
YCD42B21(H,S)	ME16CN21	21.0	CF/CM42C	1400	42.0	31.5	13.75	11.75
YCD42B21(H,S)	ME16CN21	21.0	CF/CM48C	1225	42.0	29.5	14.00	12.00
YCD42B21(H,S)	ME16CN21	21.0	CF/CM60C	1225	42.0	30.0	14.00	12.00
YCD42B21(H,S)	ME20DN21	24.5	CF/CM42D	1450	42.0	31.5	13.75	11.75
YCD42B21(H,S)	ME20DN21	24.5	CF/CM48D	1475	42.0	31.5	14.00	12.00
YCD42B21(H,S)	ME20DN21	24.5	CF/CM60D	1400	42.0	31.0	13.75	11.75
YCD42B21(H,S)	ME20DN21	24.5	CF/CM64D	1400	42.0	31.0	14.25	12.25
YCD42B21(H,S)	MVC12BN21	17.5	CF42B	1175	41.0	28.5	13.00	11.25
YCD42B21(H,S)	MVC14DN21	24.5	CF/CM42D	1375	42.0	31.0	13.75	11.75
YCD42B21(H,S)	MVC14DN21	24.5	CF/CM48D	1325	42.0	30.5	14.00	12.00
YCD42B21(H,S)	MVC14DN21	24.5	CF/CM60D	1350	42.0	30.5	14.00	12.00
YCD42B21(H,S)	MVC14DN21	24.5	CF/CM64D	1325	42.0	30.5	14.25	12.00
YCD42B21(H,S)	MVC16CN21	21.0	CF/CM42C	1250	42.0	30.5	14.00	12.00
YCD42B21(H,S)	MVC16CN21	21.0	CF/CM48C	1275	42.0	30.0	13.75	11.75
YCD42B21(H,S)	MVC20DN21	24.5	CF/CM42D	1225	42.0	30.0	13.75	11.75
YCD42B21(H,S)	MVC20DN21	24.5	CF/CM48D	1300	42.0	30.0	14.00	12.00
YCD42B21(H,S)	MVC20DN21	24.5	CF/CM60D	1250	42.0	30.0	14.25	12.25
YCD42B21(H,S)	MVC20DN21	24.5	CF/CM64D	1250	42.0	30.0	14.25	12.00
YCD48B21S	AE48CX21	21.0	—	1425	47.5	35.0	14.25	12.25
YCD48B21S	AE48DX21	24.5	—	1425	48.0	35.5	14.50	12.25
YCD48B21S	AE60CX21	21.0	—	1425	48.0	35.5	14.50	12.25
YCD48B21S	AE60DX21	24.5	—	1400	48.0	35.0	14.75	12.25
YCD48B21S	AP48CX21	21.0	—	1300	46.0	32.5	13.25	11.50
YCD48B21S	AP48DX21	24.5	—	1475	47.5	35.0	13.00	11.00
YCD48B21S	AP60CX21	21.0	—	1500	48.0	35.5	13.00	11.25
YCD48B21S	AP60DX21	24.5	—	1475	47.5	35.0	13.25	11.25
YCD48B21S	AVC48CX21	21.0	—	1350	47.5	34.5	14.25	12.00
YCD48B21S	AVC48DX21	24.5	—	1400	48.0	35.0	14.50	12.25
YCD48B21S	AVC60CX21	21.0	—	1350	48.0	34.5	14.25	12.25
YCD48B21S	AVC60DX21	24.5	—	1475	48.0	35.5	14.50	12.25
YCD48B21S	ME14DN21	24.5	CF/CM60D	1425	48.0	35.0	14.50	12.25
YCD48B21S	ME14DN21	24.5	CF/CM64D	1375	48.0	34.5	14.75	12.25
YCD48B21S	ME16CN21	21.0	CF/CM48C	1475	48.0	35.5	14.50	12.25
YCD48B21S	ME16CN21	21.0	CF/CM60C	1450	48.0	35.5	14.50	12.25
YCD48B21S	ME20DN21	24.5	CF/CM48D	1475	48.0	35.5	14.50	12.25
YCD48B21S	ME20DN21	24.5	CF/CM60D	1425	48.0	35.0	14.50	12.25
YCD48B21S	ME20DN21	24.5	CF/CM64D	1425	48.0	35.5	14.75	12.25
YCD48B21S	MVC14DN21	24.5	CF/CM48D	1325	47.5	33.5	14.50	12.25
YCD48B21S	MVC14DN21	24.5	CF/CM60D	1350	47.5	34.0	14.25	12.25
YCD48B21S	MVC14DN21	24.5	CF/CM64D	1325	48.0	34.0	14.75	12.25
YCD48B21S	MVC16CN21	21.0	CF/CM48C	1425	48.0	35.0	14.25	12.25
YCD48B21S	MVC16CN21	21.0	CF/CM60C	1650	48.0	37.0	15.00	12.50
YCD48B21S	MVC20DN21	24.5	CF/CM48D	1450	48.0	35.5	14.25	12.00
YCD48B21S	MVC20DN21	24.5	CF/CM60D	1475	48.0	35.5	14.50	12.25
YCD48B21S	MVC20DN21	24.5	CF/CM64D	1375	48.0	34.5	14.75	12.25
YCD60B21S	AE60CX21	21.0	—	1625	56.0	40.0	13.25	11.25
YCD60B21S	AE60DX21	24.5	—	1775	57.0	41.5	13.25	11.25
YCD60B21S	AP60CX21	21.0	—	1525	54.5	38.0	13.00	10.75

**COOLING CAPACITY - With Air Handler Coils (Continued)**

UNIT MODEL	AIR HANDLER		COIL MODEL <sup>1</sup>	COOLING				
	MODEL	WIDTH		RATED CFM	NET MBH		SEER	EER
					TOTAL	SENS.		
YCD60B21S	AP60DX21	24.5	—	1550	55.0	38.5	13.00	10.75
YCD60B21S	AVC60CX21	21.0	—	1750	56.0	41.0	13.00	11.25
YCD60B21S	AVC60DX21	24.5	—	1650	56.5	40.5	13.50	11.25
YCD60B21S	ME16CN21	21.0	CF/CM60C	1625	56.0	40.0	13.50	11.25
YCD60B21S	ME20DN21	24.5	CF/CM60D	1650	56.0	40.0	13.50	11.25
YCD60B21S	ME20DN21	24.5	CF/CM64D	1625	56.5	40.5	13.50	11.50
YCD60B21S	MVC16CN21	21.0	CF/CM60C	1650	56.5	40.5	14.25	12.00
YCD60B21S	MVC20DN21	24.5	CF/CM60D	1700	56.0	40.0	13.50	11.25
YCD60B21S	MVC20DN21	24.5	CF/CM64D	1700	56.5	40.0	13.50	11.25

Rated in accordance with DOE test procedures (Federal Register 12-27-79 and 3-18-88) and ANSI/AHRI Standard 210/240.

Cooling MBH based on 80°F entering air temperature, 50% RH (Relative Humidity), and rated air flow.

EER (Energy Efficiency Ratio) is the total cooling output in BTUs at 95°F outdoor ambient divided by the total electric power in watt-hours at those conditions.

SEER (Seasonal Energy Efficiency Ratio) is the total cooling output in BTUs during a normal annual usage period for cooling divided by the total electric power input in watt-hours during the same period.

1. CM coils available with a factory installed horizontal drain pan. See price pages for specific model number.

— = Not applicable.

MP Modular Air Handlers use Coil Only Ratings.

**COOLING CAPACITY - Upflow, Downflow & Horizontal Furnaces and Coils (Coil Only Ratings)**

UNIT MODEL	COIL		CFM RANGE (MIN.-MAX.)	COOLING				
	MODEL	WIDTH		RATED CFM	NET MBH		SEER <sup>1</sup>	EER
					TOTAL	SENS.		
YCD18B21(H,S)	CF/CM/CU18A	14.5	450 - 750	600	17.5	13.3	13.00	11.00
YCD18B21(H,S)	CF/CM/CU18B	17.5	450 - 750	600	17.5	13.3	13.00	11.00
YCD18B21(H,S)	CF/CM/CU24A	14.5	450 - 750	600	18.0	13.8	13.00	11.00
YCD18B21(H,S)	CF/CM/CU24B	17.5	450 - 750	600	18.0	13.8	13.00	11.00
YCD18B21(H,S)	CF/CM/CU24C	21.0	450 - 750	600	18.0	13.8	13.00	11.00
YCD18B21(H,S)	CF/CM/CU30A	14.5	450 - 750	600	18.0	13.9	13.00	11.25
YCD18B21(H,S)	CF/CM/CU30B	17.5	450 - 750	600	18.0	13.9	13.00	11.25
YCD18B21(H,S)	CF/CM/CU30C	21.0	450 - 750	600	18.0	13.9	13.00	11.25
YCD18B21(H,S)	CF/CM/CU30D	24.5	450 - 750	600	18.0	13.9	13.00	11.25
YCD18B21(H,S)	CF/CM/CU36B	17.5	450 - 750	600	18.0	13.6	13.00	11.25
YCD18B21(H,S)	CF/CM/CU36C	21.0	450 - 750	600	18.0	13.6	13.00	11.25
YCD18B21(H,S)	CF/CM/CU36D	24.5	450 - 750	600	18.0	13.6	13.00	11.25
YCD18B21(H,S)	CF/CM36A	14.5	450 - 750	600	18.0	13.6	13.00	11.25
YCD24B21(H,S)	CF/CM/CU24A	14.5	600 - 1000	800	23.6	17.4	13.00	11.00
YCD24B21(H,S)	CF/CM/CU24B	17.5	600 - 1000	800	23.6	17.4	13.00	11.00
YCD24B21(H,S)	CF/CM/CU24C	21.0	600 - 1000	800	23.6	17.4	13.00	11.00
YCD24B21(H,S)	CF/CM/CU30A	14.5	600 - 1000	800	24.0	17.8	13.00	11.00
YCD24B21(H,S)	CF/CM/CU30B	17.5	600 - 1000	800	24.0	17.8	13.00	11.00
YCD24B21(H,S)	CF/CM/CU30C	21.0	600 - 1000	800	24.0	17.8	13.00	11.00
YCD24B21(H,S)	CF/CM/CU30D	24.5	600 - 1000	800	24.0	17.8	13.00	11.00
YCD24B21(H,S)	CF/CM/CU36B	17.5	600 - 1000	800	24.0	17.4	13.00	11.00
YCD24B21(H,S)	CF/CM/CU36C	21.0	600 - 1000	800	24.0	17.4	13.00	11.00
YCD24B21(H,S)	CF/CM/CU36D	24.5	600 - 1000	800	24.0	17.4	13.00	11.00
YCD24B21(H,S)	CF/CM/CU42C	21.0	600 - 1000	800	24.0	17.6	13.00	11.25
YCD24B21(H,S)	CF/CM/CU42D	24.5	600 - 1000	800	24.0	17.6	13.00	11.25
YCD24B21(H,S)	CF/CM36A	14.5	600 - 1000	800	24.0	17.4	13.00	11.00
YCD24B21(H,S)	CF42B	17.5	600 - 1000	800	24.0	17.6	13.00	11.25
YCD30B21(H,S)	CF/CM/CU30B	17.5	800 - 1200	1000	29.0	21.2	13.00	11.00
YCD30B21(H,S)	CF/CM/CU30C	21.0	800 - 1200	1000	29.0	21.2	13.00	11.00
YCD30B21(H,S)	CF/CM/CU30D	24.5	800 - 1200	1000	29.0	21.2	13.00	11.00

**COOLING CAPACITY - Upflow, Downflow & Horizontal Furnaces and Coils (Coil Only Ratings) (Continued)**

UNIT MODEL	COIL		CFM RANGE (MIN.-MAX.)	COOLING				
	MODEL	WIDTH		RATED CFM	NET MBH		SEER <sup>1</sup>	EER
					TOTAL	SENS.		
YCD30B21(H,S)	CF/CM/CU36B	17.5	800 - 1200	1000	29.8	21.8	13.00	11.00
YCD30B21(H,S)	CF/CM/CU36C	21.0	800 - 1200	1000	29.8	21.8	13.00	11.00
YCD30B21(H,S)	CF/CM/CU36D	24.5	800 - 1200	1000	29.8	21.8	13.00	11.00
YCD30B21(H,S)	CF/CM/CU42C	21.0	800 - 1200	1000	29.8	21.6	13.00	11.00
YCD30B21(H,S)	CF/CM/CU42D	24.5	800 - 1200	1000	29.8	21.6	13.00	11.00
YCD30B21(H,S)	CF42B	17.5	800 - 1200	1000	29.8	21.6	13.00	11.00
YCD36B21(H,S)	CF/CM/CU36B	17.5	1000 - 1400	1200	34.4	25.0	13.00	11.00
YCD36B21(H,S)	CF/CM/CU36C	21.0	1000 - 1400	1200	34.4	25.0	13.00	11.00
YCD36B21(H,S)	CF/CM/CU36D	24.5	1000 - 1400	1200	34.4	25.0	13.00	11.00
YCD36B21(H,S)	CF/CM/CU42C	21.0	1000 - 1400	1200	35.2	25.6	13.00	11.00
YCD36B21(H,S)	CF/CM/CU42D	24.5	1000 - 1400	1200	35.2	25.6	13.00	11.00
YCD36B21(H,S)	CF/CM/CU48C	21.0	1000 - 1400	1200	35.2	25.4	13.00	11.00
YCD36B21(H,S)	CF/CM/CU48D	24.5	1000 - 1400	1200	35.2	25.4	13.00	11.00
YCD36B21(H,S)	CF42B	17.5	1000 - 1400	1200	35.2	25.6	13.00	11.00
YCD42B21(H,S)	CF/CM/CU42C	21.0	1200 - 1600	1400	41.0	30.5	13.00	11.00
YCD42B21(H,S)	CF/CM/CU42D	24.5	1200 - 1600	1400	41.0	30.5	13.00	11.00
YCD42B21(H,S)	CF/CM/CU48C	21.0	1200 - 1600	1400	42.0	31.0	13.00	11.00
YCD42B21(H,S)	CF/CM/CU48D	24.5	1200 - 1600	1400	42.0	31.0	13.00	11.00
YCD42B21(H,S)	CF/CM/CU60C	21.0	1200 - 1600	1400	42.0	31.0	13.00	11.00
YCD42B21(H,S)	CF/CM/CU60D	24.5	1200 - 1600	1400	42.0	31.0	13.00	11.00
YCD42B21(H,S)	CF/CM64D	24.5	1200 - 1600	1400	42.0	31.0	13.00	11.25
YCD42B21(H,S)	CF42B	17.5	1200 - 1600	1225	40.0	28.0	13.00	11.00
YCD48B21S	CF/CM/CU48C	21.0	1400 - 1800	1600	46.0	33.5	13.00	11.00
YCD48B21S	CF/CM/CU48D	24.5	1400 - 1800	1600	46.0	33.5	13.00	11.00
YCD48B21S	CF/CM/CU60C	21.0	1400 - 1800	1600	48.0	36.0	13.00	11.25
YCD48B21S	CF/CM/CU60D	24.5	1400 - 1800	1600	48.0	36.0	13.00	11.25
YCD48B21S	CF/CM64D	24.5	1400 - 1800	1600	48.0	36.0	13.00	11.25
YCD60B21S	CF/CM/CU60C	21.0	1520 - 1920	1720	55.0	40.0	13.00	11.00
YCD60B21S	CF/CM/CU60D	24.5	1520 - 1920	1725	55.0	40.0	13.00	11.00
YCD60B21S	CF/CM64D	24.5	1520 - 1920	1725	56.5	41.0	13.00	11.00

For rated condition information, see the footnotes below the System Capacity - Single Piece and Modular Air Handlers table.

1. Requires a S1-2FD06700224 Blower Time Delay unless a standard furnace is equipped with one.

— = Not Applicable.

MP Modular Air Handlers use Coil Only Ratings.

PSC furnaces, such as the TG8S, TGLS, and TG9S, use Coil Only Ratings.

**COOLING CAPACITY - With High Efficiency Motor Furnaces<sup>1</sup>**

UNIT MODEL	FURNACE		COIL MODEL <sup>2</sup>	COOLING				
	MODEL	WIDTH		RATED CFM	NET MBH		SEER	EER
					TOTAL	SENS.		
YCD18B21(H,S)	TM8V060A12MP12C	14.5	CF/CM/CU18A	625	18.0	14.3	14.50	12.50
YCD18B21(H,S)	TM8V060A12MP12C	14.5	CF/CM/CU24A	625	18.0	14.4	14.75	12.50
YCD18B21(H,S)	TM8V060A12MP12C	14.5	CF/CM/CU30A	575	18.0	13.9	14.50	12.75
YCD18B21(H,S)	TM8V060A12MP12C	14.5	CF/CM36A	625	18.0	14.2	14.50	12.75
YCD18B21(H,S)	TM8V080B12MP12C	17.5	CF/CM/CU18B	625	18.0	14.4	14.75	12.25
YCD18B21(H,S)	TM8V080B12MP12C	17.5	CF/CM/CU24B	625	18.0	14.3	15.00	12.50
YCD18B21(H,S)	TM8V080B12MP12C	17.5	CF/CM/CU30B	625	18.0	14.4	14.50	12.50
YCD18B21(H,S)	TM8V080B12MP12C	17.5	CF/CM/CU36B	625	18.0	14.2	14.75	12.50
YCD18B21(H,S)	TM8X060A12MP11	14.5	CF/CM/CU18A	625	18.0	14.4	14.50	12.50
YCD18B21(H,S)	TM8X060A12MP11	14.5	CF/CM/CU24A	625	18.0	14.4	15.00	12.75
YCD18B21(H,S)	TM8X060A12MP11	14.5	CF/CM/CU30A	625	18.0	14.4	14.50	12.50
YCD18B21(H,S)	TM8X060A12MP11	14.5	CF/CM36A	625	18.0	14.2	14.75	12.75
YCD18B21(H,S)	TM8X080B12MP11	17.5	CF/CM/CU18B	675	18.0	14.8	14.50	12.50
YCD18B21(H,S)	TM8X080B12MP11	17.5	CF/CM/CU24B	675	18.0	14.8	14.75	12.75
YCD18B21(H,S)	TM8X080B12MP11	17.5	CF/CM/CU30B	675	18.0	14.8	14.50	12.75
YCD18B21(H,S)	TM8X080B12MP11	17.5	CF/CM/CU36B	675	18.0	14.8	14.75	12.75
YCD18B21(H,S)	TM8X080C16MP11	21.0	CF/CM/CU24C	700	18.0	15.1	14.75	12.50
YCD18B21(H,S)	TM8X080C16MP11	21.0	CF/CM/CU30C	700	18.0	14.8	14.75	12.75
YCD18B21(H,S)	TM8X080C16MP11	21.0	CF/CM/CU36C	700	18.0	15.0	14.75	12.75
YCD18B21(H,S)	TM8X100C16MP11	21.0	CF/CM/CU24C	700	18.0	15.1	14.75	12.50
YCD18B21(H,S)	TM8X100C16MP11	21.0	CF/CM/CU30C	700	18.0	14.8	14.75	12.75
YCD18B21(H,S)	TM8X100C16MP11	21.0	CF/CM/CU36C	700	18.0	15.0	14.75	12.75
YCD18B21(H,S)	TM8Y060A12MP11	14.5	CF/CM/CU18A	625	18.0	14.4	14.50	12.50
YCD18B21(H,S)	TM8Y060A12MP11	14.5	CF/CM/CU24A	625	18.0	14.4	15.00	12.75
YCD18B21(H,S)	TM8Y060A12MP11	14.5	CF/CM/CU30A	625	18.0	14.4	14.50	12.50
YCD18B21(H,S)	TM8Y060A12MP11	14.5	CF/CM36A	625	18.0	14.2	14.75	12.75
YCD18B21(H,S)	TM8Y080B12MP11	17.5	CF/CM/CU18B	675	18.0	14.8	14.50	12.50
YCD18B21(H,S)	TM8Y080B12MP11	17.5	CF/CM/CU24B	675	18.0	14.8	14.75	12.75
YCD18B21(H,S)	TM8Y080B12MP11	17.5	CF/CM/CU30B	675	18.0	14.8	14.50	12.75
YCD18B21(H,S)	TM8Y080B12MP11	17.5	CF/CM/CU36B	675	18.0	14.8	14.75	12.75
YCD18B21(H,S)	TM8Y080C16MP11	21.0	CF/CM/CU24C	700	18.0	15.1	14.75	12.50
YCD18B21(H,S)	TM8Y080C16MP11	21.0	CF/CM/CU30C	700	18.0	14.8	14.75	12.75
YCD18B21(H,S)	TM8Y080C16MP11	21.0	CF/CM/CU36C	700	18.0	15.0	14.75	12.75
YCD18B21(H,S)	TM8Y100C16MP11	21.0	CF/CM/CU24C	700	18.0	15.1	14.75	12.50
YCD18B21(H,S)	TM8Y100C16MP11	21.0	CF/CM/CU30C	700	18.0	14.8	14.75	12.75
YCD18B21(H,S)	TM8Y100C16MP11	21.0	CF/CM/CU36C	700	18.0	15.0	14.75	12.75
YCD18B21(H,S)	TM9E040A10MP11	14.5	CF/CM/CU18A	675	18.0	14.8	13.75	12.25
YCD18B21(H,S)	TM9E040A10MP11	14.5	CF/CM/CU24A	500	17.3	12.7	14.00	12.25
YCD18B21(H,S)	TM9E040A10MP11	14.5	CF/CM/CU30A	500	17.5	12.9	13.75	12.50
YCD18B21(H,S)	TM9E040A10MP11	14.5	CF/CM36A	675	18.0	14.8	13.75	12.50
YCD18B21(H,S)	TM9E080B12MP11	17.5	CF/CM/CU18B	700	18.0	15.1	14.50	12.50
YCD18B21(H,S)	TM9E080B12MP11	17.5	CF/CM/CU24B	700	18.0	15.1	14.50	12.50
YCD18B21(H,S)	TM9E080B12MP11	17.5	CF/CM/CU30B	700	18.0	14.8	14.25	12.75
YCD18B21(H,S)	TM9E080B12MP11	17.5	CF/CM/CU36B	700	18.0	15.0	14.75	12.75
YCD18B21(H,S)	TM9E100C16MP11	21.0	CF/CM/CU24C	625	18.0	14.3	15.00	12.75
YCD18B21(H,S)	TM9E100C16MP11	21.0	CF/CM/CU30C	625	18.0	14.4	14.75	12.75
YCD18B21(H,S)	TM9E100C16MP11	21.0	CF/CM/CU30D	650	18.0	14.5	14.75	12.75
YCD18B21(H,S)	TM9E100C16MP11	21.0	CF/CM/CU36C	650	18.0	14.5	15.00	12.75
YCD18B21(H,S)	TM9E100C16MP11	21.0	CF/CM/CU36D	650	18.0	14.5	15.00	12.75
YCD18B21(H,S)	TM9V080B12MP12C	17.5	CF/CM/CU18B	625	18.0	14.3	14.50	12.50
YCD18B21(H,S)	TM9V080B12MP12C	17.5	CF/CM/CU24B	625	18.0	14.3	15.00	12.50
YCD18B21(H,S)	TM9V080B12MP12C	17.5	CF/CM/CU30B	575	18.0	13.9	14.75	12.50
YCD18B21(H,S)	TM9V080B12MP12C	17.5	CF/CM/CU36B	625	18.0	14.3	14.75	12.75

**COOLING CAPACITY - With High Efficiency Motor Furnaces<sup>1</sup> (Continued)**

UNIT MODEL	FURNACE		COIL MODEL <sup>2</sup>	COOLING				
	MODEL	WIDTH		RATED CFM	NET MBH		SEER	EER
					TOTAL	SENS.		
YCD18B21(H,S)	TM9Y040A10MP11	14.5	CF/CM/CU18A	675	18.0	14.8	13.75	12.25
YCD18B21(H,S)	TM9Y040A10MP11	14.5	CF/CM/CU24A	500	17.3	12.7	14.00	12.25
YCD18B21(H,S)	TM9Y040A10MP11	14.5	CF/CM/CU30A	500	17.5	12.9	13.75	12.50
YCD18B21(H,S)	TM9Y040A10MP11	14.5	CF/CM36A	675	18.0	14.8	13.75	12.50
YCD18B21(H,S)	TM9Y080B12MP11	17.5	CF/CM/CU18B	700	18.0	15.1	14.50	12.50
YCD18B21(H,S)	TM9Y080B12MP11	17.5	CF/CM/CU24B	700	18.0	15.1	14.50	12.50
YCD18B21(H,S)	TM9Y080B12MP11	17.5	CF/CM/CU30B	700	18.0	14.8	14.25	12.75
YCD18B21(H,S)	TM9Y080B12MP11	17.5	CF/CM/CU36B	700	18.0	15.0	14.75	12.75
YCD18B21(H,S)	TM9Y100C16MP11	21.0	CF/CM/CU24C	625	18.0	14.3	15.00	12.75
YCD18B21(H,S)	TM9Y100C16MP11	21.0	CF/CM/CU30C	625	18.0	14.4	14.75	12.75
YCD18B21(H,S)	TM9Y100C16MP11	21.0	CF/CM/CU30D	650	18.0	14.5	14.75	12.75
YCD18B21(H,S)	TM9Y100C16MP11	21.0	CF/CM/CU36C	650	18.0	14.5	15.00	12.75
YCD18B21(H,S)	TM9Y100C16MP11	21.0	CF/CM/CU36D	650	18.0	14.5	15.00	12.75
YCD18B21(H,S)	TMLV060A12MP12C	14.5	CF/CM/CU18A	625	18.0	14.3	14.50	12.50
YCD18B21(H,S)	TMLV060A12MP12C	14.5	CF/CM/CU24A	625	18.0	14.4	14.75	12.50
YCD18B21(H,S)	TMLV060A12MP12C	14.5	CF/CM/CU30A	575	18.0	13.9	14.50	12.75
YCD18B21(H,S)	TMLV060A12MP12C	14.5	CF/CM36A	625	18.0	14.2	14.50	12.75
YCD18B21(H,S)	TMLV080B12MP12C	17.5	CF/CM/CU18B	625	18.0	14.4	14.75	12.25
YCD18B21(H,S)	TMLV080B12MP12C	17.5	CF/CM/CU24B	625	18.0	14.3	15.00	12.50
YCD18B21(H,S)	TMLV080B12MP12C	17.5	CF/CM/CU30B	625	18.0	14.4	14.50	12.50
YCD18B21(H,S)	TMLV080B12MP12C	17.5	CF/CM/CU36B	625	18.0	14.2	14.75	12.50
YCD18B21(H,S)	TMLX060A12MP11	14.5	CF/CM/CU18A	625	18.0	14.4	14.50	12.50
YCD18B21(H,S)	TMLX060A12MP11	14.5	CF/CM/CU24A	625	18.0	14.4	15.00	12.75
YCD18B21(H,S)	TMLX060A12MP11	14.5	CF/CM/CU30A	625	18.0	14.4	14.50	12.50
YCD18B21(H,S)	TMLX060A12MP11	14.5	CF/CM36A	625	18.0	14.2	14.75	12.75
YCD18B21(H,S)	TMLX080B12MP11	17.5	CF/CM/CU18B	675	18.0	14.8	14.50	12.50
YCD18B21(H,S)	TMLX080B12MP11	17.5	CF/CM/CU24B	675	18.0	14.8	14.75	12.75
YCD18B21(H,S)	TMLX080B12MP11	17.5	CF/CM/CU30B	675	18.0	14.8	14.50	12.75
YCD18B21(H,S)	TMLX080B12MP11	17.5	CF/CM/CU36B	675	18.0	14.8	14.75	12.75
YCD18B21(H,S)	TMLX080C16MP11	21.0	CF/CM/CU24C	700	18.0	15.1	14.75	12.50
YCD18B21(H,S)	TMLX080C16MP11	21.0	CF/CM/CU30C	700	18.0	14.8	14.75	12.75
YCD18B21(H,S)	TMLX080C16MP11	21.0	CF/CM/CU36C	700	18.0	15.0	14.75	12.75
YCD18B21(H,S)	TMLX100C16MP11	21.0	CF/CM/CU24C	700	18.0	15.1	14.75	12.50
YCD18B21(H,S)	TMLX100C16MP11	21.0	CF/CM/CU30C	700	18.0	14.8	14.75	12.75
YCD18B21(H,S)	TMLX100C16MP11	21.0	CF/CM/CU36C	700	18.0	15.0	14.75	12.75
YCD18B21(H,S)	TP9C080B12MP13C	17.5	CF/CM/CU18B	625	18.0	14.3	14.50	12.50
YCD18B21(H,S)	TP9C080B12MP13C	17.5	CF/CM/CU24B	625	18.0	14.3	15.00	12.50
YCD18B21(H,S)	TP9C080B12MP13C	17.5	CF/CM/CU30B	575	18.0	13.9	14.75	12.50
YCD18B21(H,S)	TP9C080B12MP13C	17.5	CF/CM/CU36B	625	18.0	14.3	14.75	12.75
YCD18B21(H,S)	TPLC060A12MP13C	14.5	CF/CM/CU18A	625	18.0	14.3	14.50	12.50
YCD18B21(H,S)	TPLC060A12MP13C	14.5	CF/CM/CU24A	625	18.0	14.4	14.75	12.50
YCD18B21(H,S)	TPLC060A12MP13C	14.5	CF/CM/CU30A	575	18.0	13.9	14.50	12.75
YCD18B21(H,S)	TPLC060A12MP13C	14.5	CF/CM36A	625	18.0	14.2	14.50	12.75
YCD18B21(H,S)	TPLC080B12MP13C	17.5	CF/CM/CU18B	625	18.0	14.4	14.75	12.25
YCD18B21(H,S)	TPLC080B12MP13C	17.5	CF/CM/CU24B	625	18.0	14.3	15.00	12.50
YCD18B21(H,S)	TPLC080B12MP13C	17.5	CF/CM/CU30B	625	18.0	14.4	14.50	12.50
YCD18B21(H,S)	TPLC080B12MP13C	17.5	CF/CM/CU36B	625	18.0	14.2	14.75	12.50
YCD18B21(H,S)	YP9C080B12MP13C	17.5	CF/CM/CU18B	625	18.0	14.3	14.50	12.50
YCD18B21(H,S)	YP9C080B12MP13C	17.5	CF/CM/CU24B	625	18.0	14.3	15.00	12.50
YCD18B21(H,S)	YP9C080B12MP13C	17.5	CF/CM/CU30B	575	18.0	13.9	14.75	12.50
YCD18B21(H,S)	YP9C080B12MP13C	17.5	CF/CM/CU36B	625	18.0	14.3	14.75	12.75
YCD18B21(H,S)	YPLC060A12MP13C	14.5	CF/CM/CU18A	625	18.0	14.3	14.50	12.50
YCD18B21(H,S)	YPLC060A12MP13C	14.5	CF/CM/CU24A	625	18.0	14.4	14.75	12.50

**COOLING CAPACITY - With High Efficiency Motor Furnaces<sup>1</sup> (Continued)**

UNIT MODEL	FURNACE		COIL MODEL <sup>2</sup>	COOLING				
	MODEL	WIDTH		RATED CFM	NET MBH		SEER	EER
					TOTAL	SENS.		
YCD18B21(H,S)	YPLC060A12MP13C	14.5	CF/CM/CU30A	575	18.0	13.9	14.50	12.75
YCD18B21(H,S)	YPLC060A12MP13C	14.5	CF/CM36A	625	18.0	14.2	14.50	12.75
YCD18B21(H,S)	YPLC080B12MP13C	17.5	CF/CM/CU18B	625	18.0	14.4	14.75	12.25
YCD18B21(H,S)	YPLC080B12MP13C	17.5	CF/CM/CU24B	625	18.0	14.3	15.00	12.50
YCD18B21(H,S)	YPLC080B12MP13C	17.5	CF/CM/CU30B	625	18.0	14.4	14.50	12.50
YCD18B21(H,S)	YPLC080B12MP13C	17.5	CF/CM/CU36B	625	18.0	14.2	14.75	12.50
YCD24B21(H,S)	TM8V060A12MP12C	14.5	CF/CM/CU24A	800	24.0	18.8	13.75	11.50
YCD24B21(H,S)	TM8V060A12MP12C	14.5	CF/CM/CU30A	800	24.0	18.8	13.75	11.75
YCD24B21(H,S)	TM8V060A12MP12C	14.5	CF/CM36A	800	24.0	18.6	13.75	12.00
YCD24B21(H,S)	TM8V080B12MP12C	17.5	CF/CM/CU24B	825	24.0	19.1	14.00	11.75
YCD24B21(H,S)	TM8V080B12MP12C	17.5	CF/CM/CU30B	825	24.0	19.0	14.00	11.75
YCD24B21(H,S)	TM8V080B12MP12C	17.5	CF/CM/CU36B	825	24.0	18.9	14.00	11.75
YCD24B21(H,S)	TM8V080B12MP12C	17.5	CF42B	825	24.0	19.0	14.25	12.00
YCD24B21(H,S)	TM8V080C16MP12C	21.0	CF/CM/CU30C	875	24.0	19.5	14.25	12.25
YCD24B21(H,S)	TM8V080C16MP12C	21.0	CF/CM/CU30D	875	24.0	19.5	14.25	12.25
YCD24B21(H,S)	TM8V080C16MP12C	21.0	CF/CM/CU36C	875	24.0	19.5	14.25	12.25
YCD24B21(H,S)	TM8V080C16MP12C	21.0	CF/CM/CU36D	875	24.0	19.5	14.50	12.50
YCD24B21(H,S)	TM8V080C16MP12C	21.0	CF/CM/CU42C	875	24.0	19.5	14.50	12.50
YCD24B21(H,S)	TM8V080C16MP12C	21.0	CF/CM/CU42D	875	24.0	19.5	14.50	12.50
YCD24B21(H,S)	TM8V100C16MP12C	21.0	CF/CM/CU30C	875	24.0	19.5	14.25	12.25
YCD24B21(H,S)	TM8V100C16MP12C	21.0	CF/CM/CU30D	875	24.0	19.5	14.25	12.25
YCD24B21(H,S)	TM8V100C16MP12C	21.0	CF/CM/CU36C	875	24.0	19.5	14.25	12.25
YCD24B21(H,S)	TM8V100C16MP12C	21.0	CF/CM/CU36D	875	24.0	19.5	14.50	12.50
YCD24B21(H,S)	TM8V100C16MP12C	21.0	CF/CM/CU42C	875	24.0	19.5	14.50	12.50
YCD24B21(H,S)	TM8V100C16MP12C	21.0	CF/CM/CU42D	875	24.0	19.5	14.50	12.50
YCD24B21(H,S)	TM8X060A12MP11	14.5	CF/CM/CU24A	750	23.8	18.2	14.00	11.75
YCD24B21(H,S)	TM8X060A12MP11	14.5	CF/CM/CU30A	750	24.0	18.5	14.00	12.00
YCD24B21(H,S)	TM8X060A12MP11	14.5	CF/CM36A	775	24.0	18.4	14.25	12.25
YCD24B21(H,S)	TM8X080B12MP11	17.5	CF/CM/CU24B	775	24.0	18.6	14.25	12.00
YCD24B21(H,S)	TM8X080B12MP11	17.5	CF/CM/CU30B	775	24.0	18.7	14.50	12.25
YCD24B21(H,S)	TM8X080B12MP11	17.5	CF/CM/CU36B	775	24.0	18.4	14.50	12.25
YCD24B21(H,S)	TM8X080B12MP11	17.5	CF42B	825	24.0	19.1	14.75	12.25
YCD24B21(H,S)	TM8X080C16MP11	21.0	CF/CM/CU24C	700	23.4	17.4	14.25	12.25
YCD24B21(H,S)	TM8X080C16MP11	21.0	CF/CM/CU30C	700	24.0	17.8	14.25	12.25
YCD24B21(H,S)	TM8X080C16MP11	21.0	CF/CM/CU30D	725	24.0	18.2	14.50	12.25
YCD24B21(H,S)	TM8X080C16MP11	21.0	CF/CM/CU36C	700	24.0	17.7	14.25	12.25
YCD24B21(H,S)	TM8X080C16MP11	21.0	CF/CM/CU36D	725	24.0	17.9	14.50	12.25
YCD24B21(H,S)	TM8X080C16MP11	21.0	CF/CM/CU42C	700	24.0	17.8	14.50	12.50
YCD24B21(H,S)	TM8X080C16MP11	21.0	CF/CM/CU42D	725	24.0	18.2	14.50	12.50
YCD24B21(H,S)	TM8X100C16MP11	21.0	CF/CM/CU24C	700	23.4	17.4	14.25	12.25
YCD24B21(H,S)	TM8X100C16MP11	21.0	CF/CM/CU30C	700	24.0	17.8	14.25	12.25
YCD24B21(H,S)	TM8X100C16MP11	21.0	CF/CM/CU30D	725	24.0	18.2	14.50	12.25
YCD24B21(H,S)	TM8X100C16MP11	21.0	CF/CM/CU36C	700	24.0	17.7	14.25	12.25
YCD24B21(H,S)	TM8X100C16MP11	21.0	CF/CM/CU36D	725	24.0	17.9	14.50	12.25
YCD24B21(H,S)	TM8X100C16MP11	21.0	CF/CM/CU42C	700	24.0	17.8	14.50	12.50
YCD24B21(H,S)	TM8X100C16MP11	21.0	CF/CM/CU42D	725	24.0	18.2	14.50	12.50
YCD24B21(H,S)	TM8Y060A12MP11	14.5	CF/CM/CU24A	750	23.8	18.2	14.00	11.75
YCD24B21(H,S)	TM8Y060A12MP11	14.5	CF/CM/CU30A	750	24.0	18.5	14.00	12.00
YCD24B21(H,S)	TM8Y060A12MP11	14.5	CF/CM36A	775	24.0	18.4	14.25	12.25
YCD24B21(H,S)	TM8Y080B12MP11	17.5	CF/CM/CU24B	775	24.0	18.6	14.25	12.00
YCD24B21(H,S)	TM8Y080B12MP11	17.5	CF/CM/CU30B	775	24.0	18.7	14.50	12.25
YCD24B21(H,S)	TM8Y080B12MP11	17.5	CF/CM/CU36B	775	24.0	18.4	14.50	12.25
YCD24B21(H,S)	TM8Y080B12MP11	17.5	CF42B	825	24.0	19.1	14.75	12.25

**COOLING CAPACITY - With High Efficiency Motor Furnaces<sup>1</sup> (Continued)**

UNIT MODEL	FURNACE		COIL MODEL <sup>2</sup>	COOLING				
	MODEL	WIDTH		RATED CFM	NET MBH		SEER	EER
					TOTAL	SENS.		
YCD24B21(H,S)	TM8Y080C16MP11	21.0	CF/CM/CU24C	700	23.4	17.4	14.25	12.25
YCD24B21(H,S)	TM8Y080C16MP11	21.0	CF/CM/CU30C	700	24.0	17.8	14.25	12.25
YCD24B21(H,S)	TM8Y080C16MP11	21.0	CF/CM/CU30D	725	24.0	18.2	14.50	12.25
YCD24B21(H,S)	TM8Y080C16MP11	21.0	CF/CM/CU36C	700	24.0	17.7	14.25	12.25
YCD24B21(H,S)	TM8Y080C16MP11	21.0	CF/CM/CU36D	725	24.0	17.9	14.50	12.25
YCD24B21(H,S)	TM8Y080C16MP11	21.0	CF/CM/CU42C	700	24.0	17.8	14.50	12.50
YCD24B21(H,S)	TM8Y080C16MP11	21.0	CF/CM/CU42D	725	24.0	18.2	14.50	12.50
YCD24B21(H,S)	TM8Y100C16MP11	21.0	CF/CM/CU24C	700	23.4	17.4	14.25	12.25
YCD24B21(H,S)	TM8Y100C16MP11	21.0	CF/CM/CU30C	700	24.0	17.8	14.25	12.25
YCD24B21(H,S)	TM8Y100C16MP11	21.0	CF/CM/CU30D	725	24.0	18.2	14.50	12.25
YCD24B21(H,S)	TM8Y100C16MP11	21.0	CF/CM/CU36C	700	24.0	17.7	14.25	12.25
YCD24B21(H,S)	TM8Y100C16MP11	21.0	CF/CM/CU36D	725	24.0	17.9	14.50	12.25
YCD24B21(H,S)	TM8Y100C16MP11	21.0	CF/CM/CU42C	700	24.0	17.8	14.50	12.50
YCD24B21(H,S)	TM8Y100C16MP11	21.0	CF/CM/CU42D	725	24.0	18.2	14.50	12.50
YCD24B21(H,S)	TM9E040A10MP11	14.5	CF/CM/CU24A	775	23.8	18.4	13.25	11.25
YCD24B21(H,S)	TM9E040A10MP11	14.5	CF/CM/CU30A	775	24.0	18.7	13.25	11.50
YCD24B21(H,S)	TM9E040A10MP11	14.5	CF/CM36A	775	24.0	18.4	13.50	11.75
YCD24B21(H,S)	TM9E080B12MP11	17.5	CF/CM/CU24B	700	23.4	17.3	14.00	12.00
YCD24B21(H,S)	TM9E080B12MP11	17.5	CF/CM/CU30B	700	23.8	17.8	14.25	12.25
YCD24B21(H,S)	TM9E080B12MP11	17.5	CF/CM/CU36B	700	24.0	17.7	14.25	12.25
YCD24B21(H,S)	TM9E080B12MP11	17.5	CF42B	875	24.0	19.6	14.25	12.25
YCD24B21(H,S)	TM9E100C16MP11	21.0	CF/CM/CU30D	650	23.2	17.0	14.25	12.25
YCD24B21(H,S)	TM9E100C16MP11	21.0	CF/CM/CU36C	650	23.4	16.8	14.00	12.25
YCD24B21(H,S)	TM9E100C16MP11	21.0	CF/CM/CU36D	650	23.4	16.8	14.00	12.25
YCD24B21(H,S)	TM9E100C16MP11	21.0	CF/CM/CU42C	650	23.4	17.0	14.25	12.25
YCD24B21(H,S)	TM9E100C16MP11	21.0	CF/CM/CU42D	650	23.4	17.0	14.25	12.25
YCD24B21(H,S)	TM9V080B12MP12C	17.5	CF/CM/CU24B	800	24.0	18.8	14.50	12.25
YCD24B21(H,S)	TM9V080B12MP12C	17.5	CF/CM/CU30B	800	24.0	18.8	14.00	12.00
YCD24B21(H,S)	TM9V080B12MP12C	17.5	CF/CM/CU36B	800	24.0	18.6	14.50	12.25
YCD24B21(H,S)	TM9V080B12MP12C	17.5	CF42B	800	24.0	18.7	14.50	12.25
YCD24B21(H,S)	TM9V100C16MP12C	21.0	CF/CM/CU30C	900	24.0	19.8	14.00	12.25
YCD24B21(H,S)	TM9V100C16MP12C	21.0	CF/CM/CU30D	900	24.0	19.8	14.25	12.25
YCD24B21(H,S)	TM9V100C16MP12C	21.0	CF/CM/CU36C	900	24.0	19.7	14.50	12.25
YCD24B21(H,S)	TM9V100C16MP12C	21.0	CF/CM/CU36D	900	24.0	19.7	14.50	12.25
YCD24B21(H,S)	TM9V100C16MP12C	21.0	CF/CM/CU42C	900	24.0	19.4	14.25	12.50
YCD24B21(H,S)	TM9V100C16MP12C	21.0	CF/CM/CU42D	900	24.0	19.4	14.25	12.50
YCD24B21(H,S)	TM9Y040A10MP11	14.5	CF/CM/CU24A	775	23.8	18.4	13.25	11.25
YCD24B21(H,S)	TM9Y040A10MP11	14.5	CF/CM/CU30A	775	24.0	18.7	13.25	11.50
YCD24B21(H,S)	TM9Y040A10MP11	14.5	CF/CM36A	775	24.0	18.4	13.50	11.75
YCD24B21(H,S)	TM9Y080B12MP11	17.5	CF/CM/CU24B	700	23.4	17.3	14.00	12.00
YCD24B21(H,S)	TM9Y080B12MP11	17.5	CF/CM/CU30B	700	23.8	17.8	14.25	12.25
YCD24B21(H,S)	TM9Y080B12MP11	17.5	CF/CM/CU36B	700	24.0	17.7	14.25	12.25
YCD24B21(H,S)	TM9Y080B12MP11	17.5	CF42B	875	24.0	19.6	14.25	12.25
YCD24B21(H,S)	TM9Y100C16MP11	21.0	CF/CM/CU30D	650	23.2	17.0	14.25	12.25
YCD24B21(H,S)	TM9Y100C16MP11	21.0	CF/CM/CU36C	650	23.4	16.8	14.00	12.25
YCD24B21(H,S)	TM9Y100C16MP11	21.0	CF/CM/CU36D	650	23.4	16.8	14.00	12.25
YCD24B21(H,S)	TM9Y100C16MP11	21.0	CF/CM/CU42C	650	23.4	17.0	14.25	12.25
YCD24B21(H,S)	TM9Y100C16MP11	21.0	CF/CM/CU42D	650	23.4	17.0	14.25	12.25
YCD24B21(H,S)	TMLV060A12MP12C	14.5	CF/CM/CU24A	800	24.0	18.8	13.75	11.50
YCD24B21(H,S)	TMLV060A12MP12C	14.5	CF/CM/CU30A	800	24.0	18.8	13.75	11.75
YCD24B21(H,S)	TMLV060A12MP12C	14.5	CF/CM36A	800	24.0	18.6	13.75	12.00
YCD24B21(H,S)	TMLV080B12MP12C	17.5	CF/CM/CU24B	825	24.0	19.1	14.00	11.75
YCD24B21(H,S)	TMLV080B12MP12C	17.5	CF/CM/CU30B	825	24.0	19.0	14.00	11.75

**COOLING CAPACITY - With High Efficiency Motor Furnaces<sup>1</sup> (Continued)**

UNIT MODEL	FURNACE		COIL MODEL <sup>2</sup>	COOLING				
	MODEL	WIDTH		RATED CFM	NET MBH		SEER	EER
					TOTAL	SENS.		
YCD24B21(H,S)	TMLV080B12MP12C	17.5	CF/CM/CU36B	825	24.0	18.9	14.00	11.75
YCD24B21(H,S)	TMLV080B12MP12C	17.5	CF42B	825	24.0	19.0	14.25	12.00
YCD24B21(H,S)	TMLV080C16MP12C	21.0	CF/CM/CU30C	875	24.0	19.5	14.25	12.25
YCD24B21(H,S)	TMLV080C16MP12C	21.0	CF/CM/CU30D	875	24.0	19.5	14.25	12.25
YCD24B21(H,S)	TMLV080C16MP12C	21.0	CF/CM/CU36C	875	24.0	19.5	14.25	12.25
YCD24B21(H,S)	TMLV080C16MP12C	21.0	CF/CM/CU36D	875	24.0	19.5	14.50	12.50
YCD24B21(H,S)	TMLV080C16MP12C	21.0	CF/CM/CU42C	875	24.0	19.5	14.50	12.50
YCD24B21(H,S)	TMLV080C16MP12C	21.0	CF/CM/CU42D	875	24.0	19.5	14.50	12.50
YCD24B21(H,S)	TMLV100C16MP12C	21.0	CF/CM/CU30C	875	24.0	19.5	14.25	12.25
YCD24B21(H,S)	TMLV100C16MP12C	21.0	CF/CM/CU30D	875	24.0	19.5	14.25	12.25
YCD24B21(H,S)	TMLV100C16MP12C	21.0	CF/CM/CU36C	875	24.0	19.5	14.25	12.25
YCD24B21(H,S)	TMLV100C16MP12C	21.0	CF/CM/CU36D	875	24.0	19.5	14.50	12.50
YCD24B21(H,S)	TMLV100C16MP12C	21.0	CF/CM/CU42C	875	24.0	19.5	14.50	12.50
YCD24B21(H,S)	TMLV100C16MP12C	21.0	CF/CM/CU42D	875	24.0	19.5	14.50	12.50
YCD24B21(H,S)	TMLX060A12MP11	14.5	CF/CM/CU24A	750	23.8	18.2	14.00	11.75
YCD24B21(H,S)	TMLX060A12MP11	14.5	CF/CM/CU30A	750	24.0	18.5	14.00	12.00
YCD24B21(H,S)	TMLX060A12MP11	14.5	CF/CM36A	775	24.0	18.4	14.25	12.25
YCD24B21(H,S)	TMLX080B12MP11	17.5	CF/CM/CU24B	775	24.0	18.6	14.25	12.00
YCD24B21(H,S)	TMLX080B12MP11	17.5	CF/CM/CU30B	775	24.0	18.7	14.50	12.25
YCD24B21(H,S)	TMLX080B12MP11	17.5	CF/CM/CU36B	775	24.0	18.4	14.50	12.25
YCD24B21(H,S)	TMLX080B12MP11	17.5	CF42B	825	24.0	19.1	14.75	12.25
YCD24B21(H,S)	TMLX080C16MP11	21.0	CF/CM/CU24C	700	23.4	17.4	14.25	12.25
YCD24B21(H,S)	TMLX080C16MP11	21.0	CF/CM/CU30C	700	24.0	17.8	14.25	12.25
YCD24B21(H,S)	TMLX080C16MP11	21.0	CF/CM/CU30D	725	24.0	18.2	14.50	12.25
YCD24B21(H,S)	TMLX080C16MP11	21.0	CF/CM/CU36C	700	24.0	17.7	14.25	12.25
YCD24B21(H,S)	TMLX080C16MP11	21.0	CF/CM/CU36D	725	24.0	17.9	14.50	12.25
YCD24B21(H,S)	TMLX080C16MP11	21.0	CF/CM/CU42C	700	24.0	17.8	14.50	12.50
YCD24B21(H,S)	TMLX080C16MP11	21.0	CF/CM/CU42D	725	24.0	18.2	14.50	12.50
YCD24B21(H,S)	TMLX100C16MP11	21.0	CF/CM/CU24C	700	23.4	17.4	14.25	12.25
YCD24B21(H,S)	TMLX100C16MP11	21.0	CF/CM/CU30C	700	24.0	17.8	14.25	12.25
YCD24B21(H,S)	TMLX100C16MP11	21.0	CF/CM/CU30D	725	24.0	18.2	14.50	12.25
YCD24B21(H,S)	TMLX100C16MP11	21.0	CF/CM/CU36C	700	24.0	17.7	14.25	12.25
YCD24B21(H,S)	TMLX100C16MP11	21.0	CF/CM/CU36D	725	24.0	17.9	14.50	12.25
YCD24B21(H,S)	TMLX100C16MP11	21.0	CF/CM/CU42C	700	24.0	17.8	14.50	12.50
YCD24B21(H,S)	TMLX100C16MP11	21.0	CF/CM/CU42D	725	24.0	18.2	14.50	12.50
YCD24B21(H,S)	TP9C080B12MP13C	17.5	CF/CM/CU24B	800	24.0	18.8	14.50	12.25
YCD24B21(H,S)	TP9C080B12MP13C	17.5	CF/CM/CU30B	800	24.0	18.8	14.00	12.00
YCD24B21(H,S)	TP9C080B12MP13C	17.5	CF/CM/CU36B	800	24.0	18.6	14.50	12.25
YCD24B21(H,S)	TP9C080B12MP13C	17.5	CF42B	800	24.0	18.7	14.50	12.25
YCD24B21(H,S)	TP9C100C16MP13C	21.0	CF/CM/CU30C	900	24.0	19.8	14.00	12.25
YCD24B21(H,S)	TP9C100C16MP13C	21.0	CF/CM/CU30D	900	24.0	19.8	14.25	12.25
YCD24B21(H,S)	TP9C100C16MP13C	21.0	CF/CM/CU36C	900	24.0	19.7	14.50	12.25
YCD24B21(H,S)	TP9C100C16MP13C	21.0	CF/CM/CU36D	900	24.0	19.7	14.50	12.25
YCD24B21(H,S)	TP9C100C16MP13C	21.0	CF/CM/CU42C	900	24.0	19.4	14.25	12.50
YCD24B21(H,S)	TP9C100C16MP13C	21.0	CF/CM/CU42D	900	24.0	19.4	14.25	12.50
YCD24B21(H,S)	TPLC060A12MP13C	14.5	CF/CM/CU24A	800	24.0	18.8	13.75	11.50
YCD24B21(H,S)	TPLC060A12MP13C	14.5	CF/CM/CU30A	800	24.0	18.8	13.75	11.75
YCD24B21(H,S)	TPLC060A12MP13C	14.5	CF/CM36A	800	24.0	18.6	13.75	12.00
YCD24B21(H,S)	TPLC080B12MP13C	17.5	CF/CM/CU24B	825	24.0	19.1	14.00	11.75
YCD24B21(H,S)	TPLC080B12MP13C	17.5	CF/CM/CU30B	825	24.0	19.0	14.00	11.75
YCD24B21(H,S)	TPLC080B12MP13C	17.5	CF/CM/CU36B	825	24.0	18.9	14.00	11.75
YCD24B21(H,S)	TPLC080B12MP13C	17.5	CF42B	825	24.0	19.0	14.25	12.00
YCD24B21(H,S)	TPLC080C16MP13C	21.0	CF/CM/CU30C	875	24.0	19.5	14.25	12.25

**COOLING CAPACITY - With High Efficiency Motor Furnaces<sup>1</sup> (Continued)**

UNIT MODEL	FURNACE		COIL MODEL <sup>2</sup>	COOLING				
	MODEL	WIDTH		RATED CFM	NET MBH		SEER	EER
					TOTAL	SENS.		
YCD24B21(H,S)	TPLC080C16MP13C	21.0	CF/CM/CU30D	875	24.0	19.5	14.25	12.25
YCD24B21(H,S)	TPLC080C16MP13C	21.0	CF/CM/CU36C	875	24.0	19.5	14.25	12.25
YCD24B21(H,S)	TPLC080C16MP13C	21.0	CF/CM/CU36D	875	24.0	19.5	14.50	12.50
YCD24B21(H,S)	TPLC080C16MP13C	21.0	CF/CM/CU42C	875	24.0	19.5	14.50	12.50
YCD24B21(H,S)	TPLC080C16MP13C	21.0	CF/CM/CU42D	875	24.0	19.5	14.50	12.50
YCD24B21(H,S)	TPLC100C16MP13C	21.0	CF/CM/CU30C	875	24.0	19.5	14.25	12.25
YCD24B21(H,S)	TPLC100C16MP13C	21.0	CF/CM/CU30D	875	24.0	19.5	14.25	12.25
YCD24B21(H,S)	TPLC100C16MP13C	21.0	CF/CM/CU36C	875	24.0	19.5	14.25	12.25
YCD24B21(H,S)	TPLC100C16MP13C	21.0	CF/CM/CU36D	875	24.0	19.5	14.50	12.50
YCD24B21(H,S)	TPLC100C16MP13C	21.0	CF/CM/CU42C	875	24.0	19.5	14.50	12.50
YCD24B21(H,S)	TPLC100C16MP13C	21.0	CF/CM/CU42D	875	24.0	19.5	14.50	12.50
YCD24B21(H,S)	YP9C080B12MP13C	17.5	CF/CM/CU24B	800	24.0	18.8	14.50	12.25
YCD24B21(H,S)	YP9C080B12MP13C	17.5	CF/CM/CU30B	800	24.0	18.8	14.00	12.00
YCD24B21(H,S)	YP9C080B12MP13C	17.5	CF/CM/CU36B	800	24.0	18.6	14.50	12.25
YCD24B21(H,S)	YP9C080B12MP13C	17.5	CF42B	800	24.0	18.7	14.50	12.25
YCD24B21(H,S)	YP9C100C16MP13C	21.0	CF/CM/CU30C	900	24.0	19.8	14.00	12.25
YCD24B21(H,S)	YP9C100C16MP13C	21.0	CF/CM/CU30D	900	24.0	19.8	14.25	12.25
YCD24B21(H,S)	YP9C100C16MP13C	21.0	CF/CM/CU36C	900	24.0	19.7	14.50	12.25
YCD24B21(H,S)	YP9C100C16MP13C	21.0	CF/CM/CU36D	900	24.0	19.7	14.50	12.25
YCD24B21(H,S)	YP9C100C16MP13C	21.0	CF/CM/CU42C	900	24.0	19.4	14.25	12.50
YCD24B21(H,S)	YP9C100C16MP13C	21.0	CF/CM/CU42D	900	24.0	19.4	14.25	12.50
YCD24B21(H,S)	YPLC060A12MP13C	14.5	CF/CM/CU24A	800	24.0	18.8	13.75	11.50
YCD24B21(H,S)	YPLC060A12MP13C	14.5	CF/CM/CU30A	800	24.0	18.8	13.75	11.75
YCD24B21(H,S)	YPLC060A12MP13C	14.5	CF/CM36A	800	24.0	18.6	13.75	12.00
YCD24B21(H,S)	YPLC080B12MP13C	17.5	CF/CM/CU24B	825	24.0	19.1	14.00	11.75
YCD24B21(H,S)	YPLC080B12MP13C	17.5	CF/CM/CU30B	825	24.0	19.0	14.00	11.75
YCD24B21(H,S)	YPLC080B12MP13C	17.5	CF/CM/CU36B	825	24.0	18.9	14.00	11.75
YCD24B21(H,S)	YPLC080B12MP13C	17.5	CF42B	825	24.0	19.0	14.25	12.00
YCD24B21(H,S)	YPLC080C16MP13C	21.0	CF/CM/CU30C	875	24.0	19.5	14.25	12.25
YCD24B21(H,S)	YPLC080C16MP13C	21.0	CF/CM/CU30D	875	24.0	19.5	14.25	12.25
YCD24B21(H,S)	YPLC080C16MP13C	21.0	CF/CM/CU36C	875	24.0	19.5	14.25	12.25
YCD24B21(H,S)	YPLC080C16MP13C	21.0	CF/CM/CU36D	875	24.0	19.5	14.50	12.50
YCD24B21(H,S)	YPLC080C16MP13C	21.0	CF/CM/CU42C	875	24.0	19.5	14.50	12.50
YCD24B21(H,S)	YPLC080C16MP13C	21.0	CF/CM/CU42D	875	24.0	19.5	14.50	12.50
YCD24B21(H,S)	YPLC100C16MP13C	21.0	CF/CM/CU30C	875	24.0	19.5	14.25	12.25
YCD24B21(H,S)	YPLC100C16MP13C	21.0	CF/CM/CU30D	875	24.0	19.5	14.25	12.25
YCD24B21(H,S)	YPLC100C16MP13C	21.0	CF/CM/CU36C	875	24.0	19.5	14.25	12.25
YCD24B21(H,S)	YPLC100C16MP13C	21.0	CF/CM/CU36D	875	24.0	19.5	14.50	12.50
YCD24B21(H,S)	YPLC100C16MP13C	21.0	CF/CM/CU42C	875	24.0	19.5	14.50	12.50
YCD24B21(H,S)	YPLC100C16MP13C	21.0	CF/CM/CU42D	875	24.0	19.5	14.50	12.50
YCD30B21(H,S)	TM8V060A12MP12C	14.5	CF/CM/CU30A	975	29.8	23.2	13.00	11.25
YCD30B21(H,S)	TM8V060A12MP12C	14.5	CF/CM36A	975	30.0	23.4	13.25	11.50
YCD30B21(H,S)	TM8V080B12MP12C	17.5	CF/CM/CU30B	900	29.0	22.0	13.25	11.50
YCD30B21(H,S)	TM8V080B12MP12C	17.5	CF/CM/CU36B	900	29.4	22.2	13.50	11.50
YCD30B21(H,S)	TM8V080B12MP12C	17.5	CF42B	900	29.2	22.2	13.50	11.75
YCD30B21(H,S)	TM8V080C16MP12C	21.0	CF/CM/CU30C	1050	30.0	24.0	13.75	11.75
YCD30B21(H,S)	TM8V080C16MP12C	21.0	CF/CM/CU30D	1050	30.0	24.0	14.00	12.20
YCD30B21(H,S)	TM8V080C16MP12C	21.0	CF/CM/CU36C	1050	30.0	24.0	14.00	11.75
YCD30B21(H,S)	TM8V080C16MP12C	21.0	CF/CM/CU36D	1050	30.0	24.0	14.00	12.25
YCD30B21(H,S)	TM8V080C16MP12C	21.0	CF/CM/CU42C	1050	30.0	24.0	14.00	12.00
YCD30B21(H,S)	TM8V080C16MP12C	21.0	CF/CM/CU42D	1050	30.0	24.0	14.25	12.25
YCD30B21(H,S)	TM8V100C16MP12C	21.0	CF/CM/CU30C	1050	30.0	24.0	13.75	11.75
YCD30B21(H,S)	TM8V100C16MP12C	21.0	CF/CM/CU30D	1050	30.0	24.0	14.00	12.20

**COOLING CAPACITY - With High Efficiency Motor Furnaces<sup>1</sup> (Continued)**

UNIT MODEL	FURNACE		COIL MODEL <sup>2</sup>	COOLING				
	MODEL	WIDTH		RATED CFM	NET MBH		SEER	EER
					TOTAL	SENS.		
YCD30B21(H,S)	TM8V100C16MP12C	21.0	CF/CM/CU36C	1050	30.0	24.0	14.00	11.75
YCD30B21(H,S)	TM8V100C16MP12C	21.0	CF/CM/CU36D	1050	30.0	24.0	14.00	12.25
YCD30B21(H,S)	TM8V100C16MP12C	21.0	CF/CM/CU42C	1050	30.0	24.0	14.00	12.00
YCD30B21(H,S)	TM8V100C16MP12C	21.0	CF/CM/CU42D	1050	30.0	24.0	14.25	12.25
YCD30B21(H,S)	TM8X060A12MP11	14.5	CF/CM/CU30A	875	28.6	22.0	13.25	11.50
YCD30B21(H,S)	TM8X060A12MP11	14.5	CF/CM36A	875	29.0	21.6	13.25	11.50
YCD30B21(H,S)	TM8X080B12MP11	17.5	CF/CM/CU30B	975	30.0	23.4	13.75	11.75
YCD30B21(H,S)	TM8X080B12MP11	17.5	CF/CM/CU36B	975	30.0	23.4	13.75	11.75
YCD30B21(H,S)	TM8X080B12MP11	17.5	CF42B	950	30.0	23.4	14.00	11.75
YCD30B21(H,S)	TM8X080C16MP11	21.0	CF/CM/CU30C	950	29.8	23.2	14.00	12.00
YCD30B21(H,S)	TM8X080C16MP11	21.0	CF/CM/CU30D	975	30.0	23.4	14.25	12.25
YCD30B21(H,S)	TM8X080C16MP11	21.0	CF/CM/CU36C	950	30.0	23.0	14.00	12.00
YCD30B21(H,S)	TM8X080C16MP11	21.0	CF/CM/CU36D	975	30.0	23.2	14.25	12.00
YCD30B21(H,S)	TM8X080C16MP11	21.0	CF/CM/CU42C	950	30.0	23.4	14.25	12.25
YCD30B21(H,S)	TM8X080C16MP11	21.0	CF/CM/CU42D	975	30.0	23.4	14.50	12.25
YCD30B21(H,S)	TM8X100C16MP11	21.0	CF/CM/CU30C	950	29.8	23.2	14.00	12.00
YCD30B21(H,S)	TM8X100C16MP11	21.0	CF/CM/CU30D	975	30.0	23.4	14.25	12.25
YCD30B21(H,S)	TM8X100C16MP11	21.0	CF/CM/CU36C	950	30.0	23.0	14.00	12.00
YCD30B21(H,S)	TM8X100C16MP11	21.0	CF/CM/CU36D	975	30.0	23.2	14.25	12.00
YCD30B21(H,S)	TM8X100C16MP11	21.0	CF/CM/CU42C	950	30.0	23.4	14.25	12.25
YCD30B21(H,S)	TM8X100C16MP11	21.0	CF/CM/CU42D	975	30.0	23.4	14.50	12.25
YCD30B21(H,S)	TM8X100C20MP11	21.0	CF/CM/CU30C	1000	30.0	24.0	14.25	12.25
YCD30B21(H,S)	TM8X100C20MP11	21.0	CF/CM/CU30D	1000	30.0	24.0	14.00	12.00
YCD30B21(H,S)	TM8X100C20MP11	21.0	CF/CM/CU36C	1000	30.0	23.6	14.25	12.25
YCD30B21(H,S)	TM8X100C20MP11	21.0	CF/CM/CU36D	1000	30.0	23.6	14.25	12.25
YCD30B21(H,S)	TM8X100C20MP11	21.0	CF/CM/CU42C	1000	30.0	23.6	14.25	12.25
YCD30B21(H,S)	TM8X100C20MP11	21.0	CF/CM/CU42D	1000	30.0	23.6	14.50	12.25
YCD30B21(H,S)	TM8X120C20MP11	21.0	CF/CM/CU30C	1000	30.0	24.0	14.25	12.25
YCD30B21(H,S)	TM8X120C20MP11	21.0	CF/CM/CU30D	1000	30.0	24.0	14.00	12.00
YCD30B21(H,S)	TM8X120C20MP11	21.0	CF/CM/CU36C	1000	30.0	23.6	14.25	12.25
YCD30B21(H,S)	TM8X120C20MP11	21.0	CF/CM/CU36D	1000	30.0	23.6	14.25	12.25
YCD30B21(H,S)	TM8X120C20MP11	21.0	CF/CM/CU42C	1000	30.0	23.6	14.25	12.25
YCD30B21(H,S)	TM8X120C20MP11	21.0	CF/CM/CU42D	1000	30.0	23.6	14.50	12.25
YCD30B21(H,S)	TM8Y060A12MP11	14.5	CF/CM/CU30A	875	28.6	22.0	13.25	11.50
YCD30B21(H,S)	TM8Y060A12MP11	14.5	CF/CM36A	875	29.0	21.6	13.25	11.50
YCD30B21(H,S)	TM8Y080B12MP11	17.5	CF/CM/CU30B	975	30.0	23.4	13.75	11.75
YCD30B21(H,S)	TM8Y080B12MP11	17.5	CF/CM/CU36B	975	30.0	23.4	13.75	11.75
YCD30B21(H,S)	TM8Y080B12MP11	17.5	CF42B	950	30.0	23.4	14.00	11.75
YCD30B21(H,S)	TM8Y080C16MP11	21.0	CF/CM/CU30C	950	29.8	23.2	14.00	12.00
YCD30B21(H,S)	TM8Y080C16MP11	21.0	CF/CM/CU30D	975	30.0	23.4	14.25	12.25
YCD30B21(H,S)	TM8Y080C16MP11	21.0	CF/CM/CU36C	950	30.0	23.0	14.00	12.00
YCD30B21(H,S)	TM8Y080C16MP11	21.0	CF/CM/CU36D	975	30.0	23.2	14.25	12.00
YCD30B21(H,S)	TM8Y080C16MP11	21.0	CF/CM/CU42C	950	30.0	23.4	14.25	12.25
YCD30B21(H,S)	TM8Y080C16MP11	21.0	CF/CM/CU42D	975	30.0	23.4	14.50	12.25
YCD30B21(H,S)	TM8Y100C16MP11	21.0	CF/CM/CU30C	950	29.8	23.2	14.00	12.00
YCD30B21(H,S)	TM8Y100C16MP11	21.0	CF/CM/CU30D	975	30.0	23.4	14.25	12.25
YCD30B21(H,S)	TM8Y100C16MP11	21.0	CF/CM/CU36C	950	30.0	23.0	14.00	12.00
YCD30B21(H,S)	TM8Y100C16MP11	21.0	CF/CM/CU36D	975	30.0	23.2	14.25	12.00
YCD30B21(H,S)	TM8Y100C16MP11	21.0	CF/CM/CU42C	950	30.0	23.4	14.25	12.25
YCD30B21(H,S)	TM8Y100C16MP11	21.0	CF/CM/CU42D	975	30.0	23.4	14.50	12.25
YCD30B21(H,S)	TM8Y100C20MP11	21.0	CF/CM/CU30C	1000	30.0	24.0	14.25	12.25
YCD30B21(H,S)	TM8Y100C20MP11	21.0	CF/CM/CU30D	1000	30.0	24.0	14.00	12.00
YCD30B21(H,S)	TM8Y100C20MP11	21.0	CF/CM/CU36C	1000	30.0	23.6	14.25	12.25

**COOLING CAPACITY - With High Efficiency Motor Furnaces<sup>1</sup> (Continued)**

UNIT MODEL	FURNACE		COIL MODEL <sup>2</sup>	COOLING				
	MODEL	WIDTH		RATED CFM	NET MBH		SEER	EER
					TOTAL	SENS.		
YCD30B21(H,S)	TM8Y100C20MP11	21.0	CF/CM/CU36D	1000	30.0	23.6	14.25	12.25
YCD30B21(H,S)	TM8Y100C20MP11	21.0	CF/CM/CU42C	1000	30.0	23.6	14.25	12.25
YCD30B21(H,S)	TM8Y100C20MP11	21.0	CF/CM/CU42D	1000	30.0	23.6	14.50	12.25
YCD30B21(H,S)	TM8Y120C20MP11	21.0	CF/CM/CU30C	1000	30.0	24.0	14.25	12.25
YCD30B21(H,S)	TM8Y120C20MP11	21.0	CF/CM/CU30D	1000	30.0	24.0	14.00	12.00
YCD30B21(H,S)	TM8Y120C20MP11	21.0	CF/CM/CU36C	1000	30.0	23.6	14.25	12.25
YCD30B21(H,S)	TM8Y120C20MP11	21.0	CF/CM/CU36D	1000	30.0	23.6	14.25	12.25
YCD30B21(H,S)	TM8Y120C20MP11	21.0	CF/CM/CU42C	1000	30.0	23.6	14.25	12.25
YCD30B21(H,S)	TM8Y120C20MP11	21.0	CF/CM/CU42D	1000	30.0	23.6	14.50	12.25
YCD30B21(H,S)	TM9E080B12MP11	17.5	CF/CM/CU30B	975	30.0	23.4	13.75	11.75
YCD30B21(H,S)	TM9E080B12MP11	17.5	CF/CM/CU36B	975	30.0	23.4	13.75	11.75
YCD30B21(H,S)	TM9E080B12MP11	17.5	CF42B	975	30.0	23.4	14.00	11.75
YCD30B21(H,S)	TM9E100C16MP11	21.0	CF/CM/CU30C	975	30.0	23.4	13.75	11.75
YCD30B21(H,S)	TM9E100C16MP11	21.0	CF/CM/CU30D	1000	30.0	24.0	13.75	11.75
YCD30B21(H,S)	TM9E100C16MP11	21.0	CF/CM/CU36C	975	30.0	23.2	14.00	12.00
YCD30B21(H,S)	TM9E100C16MP11	21.0	CF/CM/CU36D	1000	30.0	23.6	14.00	12.00
YCD30B21(H,S)	TM9E100C16MP11	21.0	CF/CM/CU42C	975	30.0	23.4	14.00	11.75
YCD30B21(H,S)	TM9E100C16MP11	21.0	CF/CM/CU42D	1000	30.0	23.6	14.25	12.25
YCD30B21(H,S)	TM9E120D20MP11	24.5	CF/CM/CU30D	950	29.8	23.2	14.25	12.25
YCD30B21(H,S)	TM9E120D20MP11	24.5	CF/CM/CU36D	950	30.0	23.0	14.25	12.25
YCD30B21(H,S)	TM9E120D20MP11	24.5	CF/CM/CU42D	950	30.0	23.4	14.50	12.25
YCD30B21(H,S)	TM9V080B12MP12C	17.5	CF/CM/CU30B	975	30.0	23.4	13.50	11.50
YCD30B21(H,S)	TM9V080B12MP12C	17.5	CF/CM/CU36B	975	30.0	23.4	13.75	11.75
YCD30B21(H,S)	TM9V080B12MP12C	17.5	CF42B	975	30.0	23.4	14.00	11.75
YCD30B21(H,S)	TM9V100C16MP12C	21.0	CF/CM/CU30C	1000	30.0	24.0	14.00	11.75
YCD30B21(H,S)	TM9V100C16MP12C	21.0	CF/CM/CU30D	975	30.0	23.4	14.00	12.25
YCD30B21(H,S)	TM9V100C16MP12C	21.0	CF/CM/CU36C	1000	30.0	23.6	14.00	12.00
YCD30B21(H,S)	TM9V100C16MP12C	21.0	CF/CM/CU36D	975	30.0	23.2	14.00	12.25
YCD30B21(H,S)	TM9V100C16MP12C	21.0	CF/CM/CU42C	1000	30.0	23.6	14.25	12.25
YCD30B21(H,S)	TM9V100C16MP12C	21.0	CF/CM/CU42D	975	30.0	23.4	14.25	12.25
YCD30B21(H,S)	TM9V100C20MP12C	21.0	CF/CM/CU30D	1100	30.0	24.8	13.75	12.20
YCD30B21(H,S)	TM9V100C20MP12C	21.0	CF/CM/CU36C	1100	30.0	24.6	13.75	11.75
YCD30B21(H,S)	TM9V100C20MP12C	21.0	CF/CM/CU36D	1100	30.0	24.6	13.75	12.20
YCD30B21(H,S)	TM9V100C20MP12C	21.0	CF/CM/CU42C	1100	30.0	24.4	13.75	12.20
YCD30B21(H,S)	TM9V100C20MP12C	21.0	CF/CM/CU42D	1100	30.0	24.4	14.00	12.20
YCD30B21(H,S)	TM9V120D20MP12C	24.5	CF/CM/CU36D	1050	30.0	24.0	14.50	12.50
YCD30B21(H,S)	TM9V120D20MP12C	24.5	CF/CM/CU42D	1050	30.0	24.0	14.25	12.25
YCD30B21(H,S)	TM9Y080B12MP11	17.5	CF/CM/CU30B	975	30.0	23.4	13.75	11.75
YCD30B21(H,S)	TM9Y080B12MP11	17.5	CF/CM/CU36B	975	30.0	23.4	13.75	11.75
YCD30B21(H,S)	TM9Y080B12MP11	17.5	CF42B	975	30.0	23.4	14.00	11.75
YCD30B21(H,S)	TM9Y100C16MP11	21.0	CF/CM/CU30C	975	30.0	23.4	13.75	11.75
YCD30B21(H,S)	TM9Y100C16MP11	21.0	CF/CM/CU30D	1000	30.0	24.0	13.75	11.75
YCD30B21(H,S)	TM9Y100C16MP11	21.0	CF/CM/CU36C	975	30.0	23.2	14.00	12.00
YCD30B21(H,S)	TM9Y100C16MP11	21.0	CF/CM/CU36D	1000	30.0	23.6	14.00	12.00
YCD30B21(H,S)	TM9Y100C16MP11	21.0	CF/CM/CU42C	975	30.0	23.4	14.00	11.75
YCD30B21(H,S)	TM9Y100C16MP11	21.0	CF/CM/CU42D	1000	30.0	23.6	14.25	12.25
YCD30B21(H,S)	TM9Y120D20MP11	24.5	CF/CM/CU30D	950	29.8	23.2	14.25	12.25
YCD30B21(H,S)	TM9Y120D20MP11	24.5	CF/CM/CU36D	950	30.0	23.0	14.25	12.25
YCD30B21(H,S)	TM9Y120D20MP11	24.5	CF/CM/CU42D	950	30.0	23.4	14.50	12.25
YCD30B21(H,S)	TMLV060A12MP12C	14.5	CF/CM/CU30A	975	29.8	23.2	13.00	11.25
YCD30B21(H,S)	TMLV060A12MP12C	14.5	CF/CM36A	975	30.0	23.4	13.25	11.50
YCD30B21(H,S)	TMLV080B12MP12C	17.5	CF/CM/CU30B	900	29.0	22.0	13.25	11.50
YCD30B21(H,S)	TMLV080B12MP12C	17.5	CF/CM/CU36B	900	29.4	22.2	13.50	11.50

**COOLING CAPACITY - With High Efficiency Motor Furnaces<sup>1</sup> (Continued)**

UNIT MODEL	FURNACE		COIL MODEL <sup>2</sup>	COOLING				
	MODEL	WIDTH		RATED CFM	NET MBH		SEER	EER
					TOTAL	SENS.		
YCD30B21(H,S)	TMLV080B12MP12C	17.5	CF42B	900	29.2	22.2	13.50	11.75
YCD30B21(H,S)	TMLV080C16MP12C	21.0	CF/CM/CU30C	1050	30.0	24.0	13.75	11.75
YCD30B21(H,S)	TMLV080C16MP12C	21.0	CF/CM/CU30D	1050	30.0	24.0	14.00	12.20
YCD30B21(H,S)	TMLV080C16MP12C	21.0	CF/CM/CU36C	1050	30.0	24.0	14.00	11.75
YCD30B21(H,S)	TMLV080C16MP12C	21.0	CF/CM/CU36D	1050	30.0	24.0	14.00	12.25
YCD30B21(H,S)	TMLV080C16MP12C	21.0	CF/CM/CU42C	1050	30.0	24.0	14.00	12.00
YCD30B21(H,S)	TMLV080C16MP12C	21.0	CF/CM/CU42D	1050	30.0	24.0	14.25	12.25
YCD30B21(H,S)	TMLV100C16MP12C	21.0	CF/CM/CU30C	1050	30.0	24.0	13.75	11.75
YCD30B21(H,S)	TMLV100C16MP12C	21.0	CF/CM/CU30D	1050	30.0	24.0	14.00	12.20
YCD30B21(H,S)	TMLV100C16MP12C	21.0	CF/CM/CU36C	1050	30.0	24.0	14.00	11.75
YCD30B21(H,S)	TMLV100C16MP12C	21.0	CF/CM/CU36D	1050	30.0	24.0	14.00	12.25
YCD30B21(H,S)	TMLV100C16MP12C	21.0	CF/CM/CU42C	1050	30.0	24.0	14.00	12.00
YCD30B21(H,S)	TMLV100C16MP12C	21.0	CF/CM/CU42D	1050	30.0	24.0	14.25	12.25
YCD30B21(H,S)	TMLX060A12MP11	14.5	CF/CM/CU30A	875	28.6	22.0	13.25	11.50
YCD30B21(H,S)	TMLX060A12MP11	14.5	CF/CM36A	875	29.0	21.6	13.25	11.50
YCD30B21(H,S)	TMLX080B12MP11	17.5	CF/CM/CU30B	975	30.0	23.4	13.75	11.75
YCD30B21(H,S)	TMLX080B12MP11	17.5	CF/CM/CU36B	975	30.0	23.4	13.75	11.75
YCD30B21(H,S)	TMLX080B12MP11	17.5	CF42B	950	30.0	23.4	14.00	11.75
YCD30B21(H,S)	TMLX080C16MP11	21.0	CF/CM/CU30C	950	29.8	23.2	14.00	12.00
YCD30B21(H,S)	TMLX080C16MP11	21.0	CF/CM/CU30D	975	30.0	23.4	14.25	12.25
YCD30B21(H,S)	TMLX080C16MP11	21.0	CF/CM/CU36C	950	30.0	23.0	14.00	12.00
YCD30B21(H,S)	TMLX080C16MP11	21.0	CF/CM/CU36D	975	30.0	23.2	14.25	12.00
YCD30B21(H,S)	TMLX080C16MP11	21.0	CF/CM/CU42C	950	30.0	23.4	14.25	12.25
YCD30B21(H,S)	TMLX080C16MP11	21.0	CF/CM/CU42D	975	30.0	23.4	14.50	12.25
YCD30B21(H,S)	TMLX100C16MP11	21.0	CF/CM/CU30C	950	29.8	23.2	14.00	12.00
YCD30B21(H,S)	TMLX100C16MP11	21.0	CF/CM/CU30D	975	30.0	23.4	14.25	12.25
YCD30B21(H,S)	TMLX100C16MP11	21.0	CF/CM/CU36C	950	30.0	23.0	14.00	12.00
YCD30B21(H,S)	TMLX100C16MP11	21.0	CF/CM/CU36D	975	30.0	23.2	14.25	12.00
YCD30B21(H,S)	TMLX100C16MP11	21.0	CF/CM/CU42C	950	30.0	23.4	14.25	12.25
YCD30B21(H,S)	TMLX100C16MP11	21.0	CF/CM/CU42D	975	30.0	23.4	14.50	12.25
YCD30B21(H,S)	TMLX100C20MP11	21.0	CF/CM/CU30C	1000	30.0	24.0	14.25	12.25
YCD30B21(H,S)	TMLX100C20MP11	21.0	CF/CM/CU30D	1000	30.0	24.0	14.00	12.00
YCD30B21(H,S)	TMLX100C20MP11	21.0	CF/CM/CU36C	1000	30.0	23.6	14.25	12.25
YCD30B21(H,S)	TMLX100C20MP11	21.0	CF/CM/CU36D	1000	30.0	23.6	14.25	12.25
YCD30B21(H,S)	TMLX100C20MP11	21.0	CF/CM/CU42C	1000	30.0	23.6	14.25	12.25
YCD30B21(H,S)	TMLX100C20MP11	21.0	CF/CM/CU42D	1000	30.0	23.6	14.50	12.25
YCD30B21(H,S)	TMLX120C20MP11	21.0	CF/CM/CU30C	1000	30.0	24.0	14.25	12.25
YCD30B21(H,S)	TMLX120C20MP11	21.0	CF/CM/CU30D	1000	30.0	24.0	14.00	12.00
YCD30B21(H,S)	TMLX120C20MP11	21.0	CF/CM/CU36C	1000	30.0	23.6	14.25	12.25
YCD30B21(H,S)	TMLX120C20MP11	21.0	CF/CM/CU36D	1000	30.0	23.6	14.25	12.25
YCD30B21(H,S)	TMLX120C20MP11	21.0	CF/CM/CU42C	1000	30.0	23.6	14.25	12.25
YCD30B21(H,S)	TMLX120C20MP11	21.0	CF/CM/CU42D	1000	30.0	23.6	14.50	12.25
YCD30B21(H,S)	TP9C080B12MP13C	17.5	CF/CM/CU30B	975	30.0	23.4	13.50	11.50
YCD30B21(H,S)	TP9C080B12MP13C	17.5	CF/CM/CU36B	975	30.0	23.4	13.75	11.75
YCD30B21(H,S)	TP9C080B12MP13C	17.5	CF42B	975	30.0	23.4	14.00	11.75
YCD30B21(H,S)	TP9C100C16MP13C	21.0	CF/CM/CU30C	1000	30.0	24.0	14.00	11.75
YCD30B21(H,S)	TP9C100C16MP13C	21.0	CF/CM/CU30D	975	30.0	23.4	14.00	12.25
YCD30B21(H,S)	TP9C100C16MP13C	21.0	CF/CM/CU36C	1000	30.0	23.6	14.00	12.00
YCD30B21(H,S)	TP9C100C16MP13C	21.0	CF/CM/CU36D	975	30.0	23.2	14.00	12.25
YCD30B21(H,S)	TP9C100C16MP13C	21.0	CF/CM/CU42C	1000	30.0	23.6	14.25	12.25
YCD30B21(H,S)	TP9C100C16MP13C	21.0	CF/CM/CU42D	975	30.0	23.4	14.25	12.25
YCD30B21(H,S)	TP9C100C20MP13C	21.0	CF/CM/CU30D	1100	30.0	24.8	13.75	12.20
YCD30B21(H,S)	TP9C100C20MP13C	21.0	CF/CM/CU36C	1100	30.0	24.6	13.75	11.75

**COOLING CAPACITY - With High Efficiency Motor Furnaces<sup>1</sup> (Continued)**

UNIT MODEL	FURNACE		COIL MODEL <sup>2</sup>	COOLING				
	MODEL	WIDTH		RATED CFM	NET MBH		SEER	EER
					TOTAL	SENS.		
YCD30B21(H,S)	TP9C100C20MP13C	21.0	CF/CM/CU36D	1100	30.0	24.6	13.75	12.20
YCD30B21(H,S)	TP9C100C20MP13C	21.0	CF/CM/CU42C	1100	30.0	24.4	13.75	12.20
YCD30B21(H,S)	TP9C100C20MP13C	21.0	CF/CM/CU42D	1100	30.0	24.4	14.00	12.20
YCD30B21(H,S)	TP9C120D20MP13C	24.5	CF/CM/CU36D	1050	30.0	24.0	14.50	12.50
YCD30B21(H,S)	TP9C120D20MP13C	24.5	CF/CM/CU42D	1050	30.0	24.0	14.25	12.25
YCD30B21(H,S)	TPLC060A12MP13C	14.5	CF/CM/CU30A	975	29.8	23.2	13.00	11.25
YCD30B21(H,S)	TPLC060A12MP13C	14.5	CF/CM36A	975	30.0	23.4	13.25	11.50
YCD30B21(H,S)	TPLC080B12MP13C	17.5	CF/CM/CU30B	900	29.0	22.0	13.25	11.50
YCD30B21(H,S)	TPLC080B12MP13C	17.5	CF/CM/CU36B	900	29.4	22.2	13.50	11.50
YCD30B21(H,S)	TPLC080B12MP13C	17.5	CF42B	900	29.2	22.2	13.50	11.75
YCD30B21(H,S)	TPLC080C16MP13C	21.0	CF/CM/CU30C	1050	30.0	24.0	13.75	11.75
YCD30B21(H,S)	TPLC080C16MP13C	21.0	CF/CM/CU30D	1050	30.0	24.0	14.00	12.20
YCD30B21(H,S)	TPLC080C16MP13C	21.0	CF/CM/CU36C	1050	30.0	24.0	14.00	11.75
YCD30B21(H,S)	TPLC080C16MP13C	21.0	CF/CM/CU36D	1050	30.0	24.0	14.00	12.25
YCD30B21(H,S)	TPLC080C16MP13C	21.0	CF/CM/CU42C	1050	30.0	24.0	14.00	12.00
YCD30B21(H,S)	TPLC080C16MP13C	21.0	CF/CM/CU42D	1050	30.0	24.0	14.25	12.25
YCD30B21(H,S)	TPLC100C16MP13C	21.0	CF/CM/CU30C	1050	30.0	24.0	13.75	11.75
YCD30B21(H,S)	TPLC100C16MP13C	21.0	CF/CM/CU30D	1050	30.0	24.0	14.00	12.20
YCD30B21(H,S)	TPLC100C16MP13C	21.0	CF/CM/CU36C	1050	30.0	24.0	14.00	11.75
YCD30B21(H,S)	TPLC100C16MP13C	21.0	CF/CM/CU36D	1050	30.0	24.0	14.00	12.25
YCD30B21(H,S)	TPLC100C16MP13C	21.0	CF/CM/CU42C	1050	30.0	24.0	14.00	12.00
YCD30B21(H,S)	TPLC100C16MP13C	21.0	CF/CM/CU42D	1050	30.0	24.0	14.25	12.25
YCD30B21(H,S)	YP9C080B12MP13C	17.5	CF/CM/CU30B	975	30.0	23.4	13.50	11.50
YCD30B21(H,S)	YP9C080B12MP13C	17.5	CF/CM/CU36B	975	30.0	23.4	13.75	11.75
YCD30B21(H,S)	YP9C080B12MP13C	17.5	CF42B	975	30.0	23.4	14.00	11.75
YCD30B21(H,S)	YP9C100C16MP13C	21.0	CF/CM/CU30C	1000	30.0	24.0	14.00	11.75
YCD30B21(H,S)	YP9C100C16MP13C	21.0	CF/CM/CU30D	975	30.0	23.4	14.00	12.25
YCD30B21(H,S)	YP9C100C16MP13C	21.0	CF/CM/CU36C	1000	30.0	23.6	14.00	12.00
YCD30B21(H,S)	YP9C100C16MP13C	21.0	CF/CM/CU36D	975	30.0	23.2	14.00	12.25
YCD30B21(H,S)	YP9C100C16MP13C	21.0	CF/CM/CU42C	1000	30.0	23.6	14.25	12.25
YCD30B21(H,S)	YP9C100C16MP13C	21.0	CF/CM/CU42D	975	30.0	23.4	14.25	12.25
YCD30B21(H,S)	YP9C100C20MP13C	21.0	CF/CM/CU30D	1100	30.0	24.8	13.75	12.20
YCD30B21(H,S)	YP9C100C20MP13C	21.0	CF/CM/CU36C	1100	30.0	24.6	13.75	11.75
YCD30B21(H,S)	YP9C100C20MP13C	21.0	CF/CM/CU36D	1100	30.0	24.6	13.75	12.20
YCD30B21(H,S)	YP9C100C20MP13C	21.0	CF/CM/CU42C	1100	30.0	24.4	13.75	12.20
YCD30B21(H,S)	YP9C100C20MP13C	21.0	CF/CM/CU42D	1100	30.0	24.4	14.00	12.20
YCD30B21(H,S)	YP9C120D20MP13C	24.5	CF/CM/CU36D	1050	30.0	24.0	14.50	12.50
YCD30B21(H,S)	YP9C120D20MP13C	24.5	CF/CM/CU42D	1050	30.0	24.0	14.25	12.25
YCD30B21(H,S)	YPLC060A12MP13C	14.5	CF/CM/CU30A	975	29.8	23.2	13.00	11.25
YCD30B21(H,S)	YPLC060A12MP13C	14.5	CF/CM36A	975	30.0	23.4	13.25	11.50
YCD30B21(H,S)	YPLC080B12MP13C	17.5	CF/CM/CU30B	900	29.0	22.0	13.25	11.50
YCD30B21(H,S)	YPLC080B12MP13C	17.5	CF/CM/CU36B	900	29.4	22.2	13.50	11.50
YCD30B21(H,S)	YPLC080B12MP13C	17.5	CF42B	900	29.2	22.2	13.50	11.75
YCD30B21(H,S)	YPLC080C16MP13C	21.0	CF/CM/CU30C	1050	30.0	24.0	13.75	11.75
YCD30B21(H,S)	YPLC080C16MP13C	21.0	CF/CM/CU30D	1050	30.0	24.0	14.00	12.20
YCD30B21(H,S)	YPLC080C16MP13C	21.0	CF/CM/CU36C	1050	30.0	24.0	14.00	11.75
YCD30B21(H,S)	YPLC080C16MP13C	21.0	CF/CM/CU36D	1050	30.0	24.0	14.00	12.25
YCD30B21(H,S)	YPLC080C16MP13C	21.0	CF/CM/CU42C	1050	30.0	24.0	14.00	12.00
YCD30B21(H,S)	YPLC080C16MP13C	21.0	CF/CM/CU42D	1050	30.0	24.0	14.25	12.25
YCD30B21(H,S)	YPLC100C16MP13C	21.0	CF/CM/CU30C	1050	30.0	24.0	13.75	11.75
YCD30B21(H,S)	YPLC100C16MP13C	21.0	CF/CM/CU30D	1050	30.0	24.0	14.00	12.20
YCD30B21(H,S)	YPLC100C16MP13C	21.0	CF/CM/CU36C	1050	30.0	24.0	14.00	11.75
YCD30B21(H,S)	YPLC100C16MP13C	21.0	CF/CM/CU36D	1050	30.0	24.0	14.00	12.25

**COOLING CAPACITY - With High Efficiency Motor Furnaces<sup>1</sup> (Continued)**

UNIT MODEL	FURNACE		COIL MODEL <sup>2</sup>	COOLING				
	MODEL	WIDTH		RATED CFM	NET MBH		SEER	EER
					TOTAL	SENS.		
YCD30B21(H,S)	YPLC100C16MP13C	21.0	CF/CM/CU42C	1050	30.0	24.0	14.00	12.00
YCD30B21(H,S)	YPLC100C16MP13C	21.0	CF/CM/CU42D	1050	30.0	24.0	14.25	12.25
YCD36B21(H,S)	TM8V080C16MP12C	21.0	CF/CM/CU36C	1150	35.4	27.4	13.75	11.75
YCD36B21(H,S)	TM8V080C16MP12C	21.0	CF/CM/CU36D	1200	35.6	28.0	13.75	11.75
YCD36B21(H,S)	TM8V080C16MP12C	21.0	CF/CM/CU42C	1150	35.4	27.6	13.75	11.75
YCD36B21(H,S)	TM8V080C16MP12C	21.0	CF/CM/CU42D	1200	35.8	28.4	13.75	12.20
YCD36B21(H,S)	TM8V080C16MP12C	21.0	CF/CM/CU48C	1150	35.4	27.4	14.00	11.75
YCD36B21(H,S)	TM8V080C16MP12C	21.0	CF/CM/CU48D	1150	35.4	27.4	13.75	11.75
YCD36B21(H,S)	TM8V100C16MP12C	21.0	CF/CM/CU36C	1150	35.4	27.4	13.75	11.75
YCD36B21(H,S)	TM8V100C16MP12C	21.0	CF/CM/CU36D	1200	35.6	28.0	13.75	11.75
YCD36B21(H,S)	TM8V100C16MP12C	21.0	CF/CM/CU42C	1150	35.4	27.6	13.75	11.75
YCD36B21(H,S)	TM8V100C16MP12C	21.0	CF/CM/CU42D	1200	35.8	28.4	13.75	12.20
YCD36B21(H,S)	TM8V100C16MP12C	21.0	CF/CM/CU48C	1150	35.4	27.4	14.00	11.75
YCD36B21(H,S)	TM8V100C16MP12C	21.0	CF/CM/CU48D	1150	35.4	27.4	13.75	11.75
YCD36B21(H,S)	TM8V100C20MP12C	21.0	CF/CM/CU36C	1150	35.4	27.4	13.75	11.75
YCD36B21(H,S)	TM8V100C20MP12C	21.0	CF/CM/CU36D	1150	35.4	27.6	14.00	12.20
YCD36B21(H,S)	TM8V100C20MP12C	21.0	CF/CM/CU42C	1150	35.4	27.6	14.00	11.75
YCD36B21(H,S)	TM8V100C20MP12C	21.0	CF/CM/CU42D	1225	35.8	28.4	14.00	12.20
YCD36B21(H,S)	TM8V100C20MP12C	21.0	CF/CM/CU48C	1150	35.6	27.6	14.00	12.00
YCD36B21(H,S)	TM8V100C20MP12C	21.0	CF/CM/CU48D	1150	35.6	27.6	14.25	12.25
YCD36B21(H,S)	TM8V120C20MP12C	21.0	CF/CM/CU36C	1150	35.4	27.4	13.75	11.75
YCD36B21(H,S)	TM8V120C20MP12C	21.0	CF/CM/CU36D	1150	35.4	27.6	14.00	12.20
YCD36B21(H,S)	TM8V120C20MP12C	21.0	CF/CM/CU42C	1150	35.4	27.6	14.00	11.75
YCD36B21(H,S)	TM8V120C20MP12C	21.0	CF/CM/CU42D	1225	35.8	28.4	14.00	12.20
YCD36B21(H,S)	TM8V120C20MP12C	21.0	CF/CM/CU48C	1150	35.6	27.6	14.00	12.00
YCD36B21(H,S)	TM8V120C20MP12C	21.0	CF/CM/CU48D	1150	35.6	27.6	14.25	12.25
YCD36B21(H,S)	TM8X060A12MP11	14.5	CF/CM36A	1075	34.4	25.8	13.00	11.25
YCD36B21(H,S)	TM8X080B12MP11	17.5	CF/CM/CU36B	1175	35.4	27.6	13.50	11.75
YCD36B21(H,S)	TM8X080B12MP11	17.5	CF42B	1150	35.0	27.2	13.50	11.50
YCD36B21(H,S)	TM8X080C16MP11	21.0	CF/CM/CU36C	1150	35.4	27.4	13.75	11.75
YCD36B21(H,S)	TM8X080C16MP11	21.0	CF/CM/CU36D	1175	35.6	27.8	14.00	12.00
YCD36B21(H,S)	TM8X080C16MP11	21.0	CF/CM/CU42C	1150	35.4	27.6	14.00	12.00
YCD36B21(H,S)	TM8X080C16MP11	21.0	CF/CM/CU42D	1175	35.8	28.2	14.00	12.00
YCD36B21(H,S)	TM8X080C16MP11	21.0	CF/CM/CU48C	1150	35.4	27.4	13.75	11.75
YCD36B21(H,S)	TM8X080C16MP11	21.0	CF/CM/CU48D	1150	35.4	27.4	14.00	12.00
YCD36B21(H,S)	TM8X100C16MP11	21.0	CF/CM/CU36C	1150	35.4	27.4	13.75	11.75
YCD36B21(H,S)	TM8X100C16MP11	21.0	CF/CM/CU36D	1175	35.6	27.8	14.00	12.00
YCD36B21(H,S)	TM8X100C16MP11	21.0	CF/CM/CU42C	1150	35.4	27.6	14.00	12.00
YCD36B21(H,S)	TM8X100C16MP11	21.0	CF/CM/CU42D	1175	35.8	28.2	14.00	12.00
YCD36B21(H,S)	TM8X100C16MP11	21.0	CF/CM/CU48C	1150	35.4	27.4	13.75	11.75
YCD36B21(H,S)	TM8X100C16MP11	21.0	CF/CM/CU48D	1150	35.4	27.4	14.00	12.00
YCD36B21(H,S)	TM8X100C20MP11	21.0	CF/CM/CU36C	1225	35.8	28.6	13.75	11.75
YCD36B21(H,S)	TM8X100C20MP11	21.0	CF/CM/CU36D	1250	35.6	28.8	13.75	11.75
YCD36B21(H,S)	TM8X100C20MP11	21.0	CF/CM/CU42C	1225	35.8	28.4	14.00	12.00
YCD36B21(H,S)	TM8X100C20MP11	21.0	CF/CM/CU42D	1250	35.8	28.8	14.25	12.25
YCD36B21(H,S)	TM8X100C20MP11	21.0	CF/CM/CU48C	1225	36.0	28.8	13.75	11.75
YCD36B21(H,S)	TM8X100C20MP11	21.0	CF/CM/CU48D	1250	35.8	29.0	14.00	11.75
YCD36B21(H,S)	TM8X120C20MP11	21.0	CF/CM/CU36C	1225	35.8	28.6	13.75	11.75
YCD36B21(H,S)	TM8X120C20MP11	21.0	CF/CM/CU36D	1250	35.6	28.8	13.75	11.75
YCD36B21(H,S)	TM8X120C20MP11	21.0	CF/CM/CU42C	1225	35.8	28.4	14.00	12.00
YCD36B21(H,S)	TM8X120C20MP11	21.0	CF/CM/CU42D	1250	35.8	28.8	14.25	12.25
YCD36B21(H,S)	TM8X120C20MP11	21.0	CF/CM/CU48C	1225	36.0	28.8	13.75	11.75
YCD36B21(H,S)	TM8X120C20MP11	21.0	CF/CM/CU48D	1250	35.8	29.0	14.00	11.75

**COOLING CAPACITY - With High Efficiency Motor Furnaces<sup>1</sup> (Continued)**

UNIT MODEL	FURNACE		COIL MODEL <sup>2</sup>	COOLING				
	MODEL	WIDTH		RATED CFM	NET MBH		SEER	EER
					TOTAL	SENS.		
YCD36B21(H,S)	TM8Y060A12MP11	14.5	CF/CM36A	1075	34.4	25.8	13.00	11.25
YCD36B21(H,S)	TM8Y080B12MP11	17.5	CF/CM/CU36B	1175	35.4	27.6	13.50	11.75
YCD36B21(H,S)	TM8Y080B12MP11	17.5	CF42B	1150	35.0	27.2	13.50	11.50
YCD36B21(H,S)	TM8Y080C16MP11	21.0	CF/CM/CU36C	1150	35.4	27.4	13.75	11.75
YCD36B21(H,S)	TM8Y080C16MP11	21.0	CF/CM/CU36D	1175	35.6	27.8	14.00	12.00
YCD36B21(H,S)	TM8Y080C16MP11	21.0	CF/CM/CU42C	1150	35.4	27.6	14.00	12.00
YCD36B21(H,S)	TM8Y080C16MP11	21.0	CF/CM/CU42D	1175	35.8	28.2	14.00	12.00
YCD36B21(H,S)	TM8Y080C16MP11	21.0	CF/CM/CU48C	1150	35.4	27.4	13.75	11.75
YCD36B21(H,S)	TM8Y080C16MP11	21.0	CF/CM/CU48D	1150	35.4	27.4	14.00	12.00
YCD36B21(H,S)	TM8Y100C16MP11	21.0	CF/CM/CU36C	1150	35.4	27.4	13.75	11.75
YCD36B21(H,S)	TM8Y100C16MP11	21.0	CF/CM/CU36D	1175	35.6	27.8	14.00	12.00
YCD36B21(H,S)	TM8Y100C16MP11	21.0	CF/CM/CU42C	1150	35.4	27.6	14.00	12.00
YCD36B21(H,S)	TM8Y100C16MP11	21.0	CF/CM/CU42D	1175	35.8	28.2	14.00	12.00
YCD36B21(H,S)	TM8Y100C16MP11	21.0	CF/CM/CU48C	1150	35.4	27.4	13.75	11.75
YCD36B21(H,S)	TM8Y100C16MP11	21.0	CF/CM/CU48D	1150	35.4	27.4	14.00	12.00
YCD36B21(H,S)	TM8Y100C20MP11	21.0	CF/CM/CU36C	1225	35.8	28.6	13.75	11.75
YCD36B21(H,S)	TM8Y100C20MP11	21.0	CF/CM/CU36D	1250	35.6	28.8	13.75	11.75
YCD36B21(H,S)	TM8Y100C20MP11	21.0	CF/CM/CU42C	1225	35.8	28.4	14.00	12.00
YCD36B21(H,S)	TM8Y100C20MP11	21.0	CF/CM/CU42D	1250	35.8	28.8	14.25	12.25
YCD36B21(H,S)	TM8Y100C20MP11	21.0	CF/CM/CU48C	1225	36.0	28.8	13.75	11.75
YCD36B21(H,S)	TM8Y100C20MP11	21.0	CF/CM/CU48D	1250	35.8	29.0	14.00	11.75
YCD36B21(H,S)	TM8Y120C20MP11	21.0	CF/CM/CU36C	1225	35.8	28.6	13.75	11.75
YCD36B21(H,S)	TM8Y120C20MP11	21.0	CF/CM/CU36D	1250	35.6	28.8	13.75	11.75
YCD36B21(H,S)	TM8Y120C20MP11	21.0	CF/CM/CU42C	1225	35.8	28.4	14.00	12.00
YCD36B21(H,S)	TM8Y120C20MP11	21.0	CF/CM/CU42D	1250	35.8	28.8	14.25	12.25
YCD36B21(H,S)	TM8Y120C20MP11	21.0	CF/CM/CU48C	1225	36.0	28.8	13.75	11.75
YCD36B21(H,S)	TM8Y120C20MP11	21.0	CF/CM/CU48D	1250	35.8	29.0	14.00	11.75
YCD36B21(H,S)	TM9E080B12MP11	17.5	CF/CM/CU36B	975	33.8	24.4	13.25	11.50
YCD36B21(H,S)	TM9E080B12MP11	17.5	CF42B	975	33.8	24.6	13.50	11.50
YCD36B21(H,S)	TM9E100C16MP11	21.0	CF/CM/CU36C	1150	35.2	27.2	13.75	11.75
YCD36B21(H,S)	TM9E100C16MP11	21.0	CF/CM/CU36D	1175	35.6	27.8	14.00	11.75
YCD36B21(H,S)	TM9E100C16MP11	21.0	CF/CM/CU42C	1150	35.4	27.6	13.75	11.75
YCD36B21(H,S)	TM9E100C16MP11	21.0	CF/CM/CU42D	1175	35.6	28.0	14.00	11.75
YCD36B21(H,S)	TM9E100C16MP11	21.0	CF/CM/CU48C	1150	35.4	27.4	14.00	11.75
YCD36B21(H,S)	TM9E100C16MP11	21.0	CF/CM/CU48D	1175	35.8	28.0	14.00	11.75
YCD36B21(H,S)	TM9E100C20MP11	21.0	CF/CM/CU36C	1175	35.6	27.8	14.00	12.00
YCD36B21(H,S)	TM9E100C20MP11	21.0	CF/CM/CU36D	1200	35.8	28.2	14.00	12.00
YCD36B21(H,S)	TM9E100C20MP11	21.0	CF/CM/CU42C	1175	35.6	28.0	14.00	12.25
YCD36B21(H,S)	TM9E100C20MP11	21.0	CF/CM/CU42D	1200	35.8	28.4	14.25	12.25
YCD36B21(H,S)	TM9E100C20MP11	21.0	CF/CM/CU48C	1175	35.8	28.0	14.00	12.00
YCD36B21(H,S)	TM9E100C20MP11	21.0	CF/CM/CU48D	1200	35.8	28.4	14.00	12.25
YCD36B21(H,S)	TM9E120D20MP11	24.5	CF/CM/CU36D	1250	35.6	28.8	14.00	12.25
YCD36B21(H,S)	TM9E120D20MP11	24.5	CF/CM/CU42D	1250	35.8	28.8	14.25	12.25
YCD36B21(H,S)	TM9E120D20MP11	24.5	CF/CM/CU48D	1250	35.8	29.0	14.00	11.75
YCD36B21(H,S)	TM9V080B12MP12C	17.5	CF/CM/CU36B	975	33.8	24.4	13.25	11.50
YCD36B21(H,S)	TM9V080B12MP12C	17.5	CF42B	1100	34.8	26.6	13.50	11.50
YCD36B21(H,S)	TM9V100C16MP12C	21.0	CF/CM/CU36C	1175	35.6	27.8	14.00	12.00
YCD36B21(H,S)	TM9V100C16MP12C	21.0	CF/CM/CU36D	1175	35.6	27.8	13.75	12.20
YCD36B21(H,S)	TM9V100C16MP12C	21.0	CF/CM/CU42C	1175	35.6	28.0	14.00	12.00
YCD36B21(H,S)	TM9V100C16MP12C	21.0	CF/CM/CU42D	1175	35.8	28.2	14.00	12.20
YCD36B21(H,S)	TM9V100C16MP12C	21.0	CF/CM/CU48C	1175	35.8	28.0	13.75	11.75
YCD36B21(H,S)	TM9V100C16MP12C	21.0	CF/CM/CU48D	1175	35.8	28.0	14.00	12.00
YCD36B21(H,S)	TM9V100C20MP12C	21.0	CF/CM/CU36C	1225	35.6	28.4	13.75	11.75

**COOLING CAPACITY - With High Efficiency Motor Furnaces<sup>1</sup> (Continued)**

UNIT MODEL	FURNACE		COIL MODEL <sup>2</sup>	COOLING				
	MODEL	WIDTH		RATED CFM	NET MBH		SEER	EER
					TOTAL	SENS.		
YCD36B21(H,S)	TM9V100C20MP12C	21.0	CF/CM/CU36D	1225	35.6	28.4	13.75	11.75
YCD36B21(H,S)	TM9V100C20MP12C	21.0	CF/CM/CU42C	1225	35.8	28.4	13.75	11.75
YCD36B21(H,S)	TM9V100C20MP12C	21.0	CF/CM/CU42D	1225	35.8	28.4	14.00	12.20
YCD36B21(H,S)	TM9V100C20MP12C	21.0	CF/CM/CU48C	1225	35.8	28.6	13.50	11.50
YCD36B21(H,S)	TM9V100C20MP12C	21.0	CF/CM/CU48D	1225	35.8	28.6	13.75	11.75
YCD36B21(H,S)	TM9V120D20MP12C	24.5	CF/CM/CU36D	1200	35.8	28.2	14.25	12.00
YCD36B21(H,S)	TM9V120D20MP12C	24.5	CF/CM/CU42D	1200	35.8	28.4	14.00	11.75
YCD36B21(H,S)	TM9V120D20MP12C	24.5	CF/CM/CU48D	1200	36.0	28.6	13.75	11.75
YCD36B21(H,S)	TM9Y080B12MP11	17.5	CF/CM/CU36B	975	33.8	24.4	13.25	11.50
YCD36B21(H,S)	TM9Y080B12MP11	17.5	CF42B	975	33.8	24.6	13.50	11.50
YCD36B21(H,S)	TM9Y100C16MP11	21.0	CF/CM/CU36C	1150	35.2	27.2	13.75	11.75
YCD36B21(H,S)	TM9Y100C16MP11	21.0	CF/CM/CU36D	1175	35.6	27.8	14.00	11.75
YCD36B21(H,S)	TM9Y100C16MP11	21.0	CF/CM/CU42C	1150	35.4	27.6	13.75	11.75
YCD36B21(H,S)	TM9Y100C16MP11	21.0	CF/CM/CU42D	1175	35.6	28.0	14.00	11.75
YCD36B21(H,S)	TM9Y100C16MP11	21.0	CF/CM/CU48C	1150	35.4	27.4	14.00	11.75
YCD36B21(H,S)	TM9Y100C16MP11	21.0	CF/CM/CU48D	1175	35.8	28.0	14.00	11.75
YCD36B21(H,S)	TM9Y100C20MP11	21.0	CF/CM/CU36C	1175	35.6	27.8	14.00	12.00
YCD36B21(H,S)	TM9Y100C20MP11	21.0	CF/CM/CU36D	1200	35.8	28.2	14.00	12.00
YCD36B21(H,S)	TM9Y100C20MP11	21.0	CF/CM/CU42C	1175	35.6	28.0	14.00	12.25
YCD36B21(H,S)	TM9Y100C20MP11	21.0	CF/CM/CU42D	1200	35.8	28.4	14.25	12.25
YCD36B21(H,S)	TM9Y100C20MP11	21.0	CF/CM/CU48C	1175	35.8	28.0	14.00	12.00
YCD36B21(H,S)	TM9Y100C20MP11	21.0	CF/CM/CU48D	1200	35.8	28.4	14.00	12.25
YCD36B21(H,S)	TM9Y120D20MP11	24.5	CF/CM/CU36D	1250	35.6	28.8	14.00	12.25
YCD36B21(H,S)	TM9Y120D20MP11	24.5	CF/CM/CU42D	1250	35.8	28.8	14.25	12.25
YCD36B21(H,S)	TM9Y120D20MP11	24.5	CF/CM/CU48D	1250	35.8	29.0	14.00	11.75
YCD36B21(H,S)	TMLV080C16MP12C	21.0	CF/CM/CU36C	1150	35.4	27.4	13.75	11.75
YCD36B21(H,S)	TMLV080C16MP12C	21.0	CF/CM/CU36D	1200	35.6	28.0	13.75	11.75
YCD36B21(H,S)	TMLV080C16MP12C	21.0	CF/CM/CU42C	1150	35.4	27.6	13.75	11.75
YCD36B21(H,S)	TMLV080C16MP12C	21.0	CF/CM/CU42D	1200	35.8	28.4	13.75	12.20
YCD36B21(H,S)	TMLV080C16MP12C	21.0	CF/CM/CU48C	1150	35.4	27.4	14.00	11.75
YCD36B21(H,S)	TMLV080C16MP12C	21.0	CF/CM/CU48D	1150	35.4	27.4	13.75	11.75
YCD36B21(H,S)	TMLV100C16MP12C	21.0	CF/CM/CU36C	1150	35.4	27.4	13.75	11.75
YCD36B21(H,S)	TMLV100C16MP12C	21.0	CF/CM/CU36D	1200	35.6	28.0	13.75	11.75
YCD36B21(H,S)	TMLV100C16MP12C	21.0	CF/CM/CU42C	1150	35.4	27.6	13.75	11.75
YCD36B21(H,S)	TMLV100C16MP12C	21.0	CF/CM/CU42D	1200	35.8	28.4	13.75	12.20
YCD36B21(H,S)	TMLV100C16MP12C	21.0	CF/CM/CU48C	1150	35.4	27.4	14.00	11.75
YCD36B21(H,S)	TMLV100C16MP12C	21.0	CF/CM/CU48D	1150	35.4	27.4	13.75	11.75
YCD36B21(H,S)	TMLV100C20MP12C	21.0	CF/CM/CU36C	1150	35.4	27.4	13.75	11.75
YCD36B21(H,S)	TMLV100C20MP12C	21.0	CF/CM/CU36D	1150	35.4	27.6	14.00	12.20
YCD36B21(H,S)	TMLV100C20MP12C	21.0	CF/CM/CU42C	1150	35.4	27.6	14.00	11.75
YCD36B21(H,S)	TMLV100C20MP12C	21.0	CF/CM/CU42D	1225	35.8	28.4	14.00	12.20
YCD36B21(H,S)	TMLV100C20MP12C	21.0	CF/CM/CU48C	1150	35.6	27.6	14.00	12.00
YCD36B21(H,S)	TMLV100C20MP12C	21.0	CF/CM/CU48D	1150	35.6	27.6	14.25	12.25
YCD36B21(H,S)	TMLV120C20MP12C	21.0	CF/CM/CU36C	1150	35.4	27.4	13.75	11.75
YCD36B21(H,S)	TMLV120C20MP12C	21.0	CF/CM/CU36D	1150	35.4	27.6	14.00	12.20
YCD36B21(H,S)	TMLV120C20MP12C	21.0	CF/CM/CU42C	1150	35.4	27.6	14.00	11.75
YCD36B21(H,S)	TMLV120C20MP12C	21.0	CF/CM/CU42D	1225	35.8	28.4	14.00	12.20
YCD36B21(H,S)	TMLV120C20MP12C	21.0	CF/CM/CU48C	1150	35.6	27.6	14.00	12.00
YCD36B21(H,S)	TMLV120C20MP12C	21.0	CF/CM/CU48D	1150	35.6	27.6	14.25	12.25
YCD36B21(H,S)	TMLX060A12MP11	14.5	CF/CM36A	1075	34.4	25.8	13.00	11.25
YCD36B21(H,S)	TMLX080B12MP11	17.5	CF/CM/CU36B	1175	35.4	27.6	13.50	11.75
YCD36B21(H,S)	TMLX080B12MP11	17.5	CF42B	1150	35.0	27.2	13.50	11.50
YCD36B21(H,S)	TMLX080C16MP11	21.0	CF/CM/CU36C	1150	35.4	27.4	13.75	11.75

**COOLING CAPACITY - With High Efficiency Motor Furnaces<sup>1</sup> (Continued)**

UNIT MODEL	FURNACE		COIL MODEL <sup>2</sup>	COOLING				
	MODEL	WIDTH		RATED CFM	NET MBH		SEER	EER
					TOTAL	SENS.		
YCD36B21(H,S)	TMLX080C16MP11	21.0	CF/CM/CU36D	1175	35.6	27.8	14.00	12.00
YCD36B21(H,S)	TMLX080C16MP11	21.0	CF/CM/CU42C	1150	35.4	27.6	14.00	12.00
YCD36B21(H,S)	TMLX080C16MP11	21.0	CF/CM/CU42D	1175	35.8	28.2	14.00	12.00
YCD36B21(H,S)	TMLX080C16MP11	21.0	CF/CM/CU48C	1150	35.4	27.4	13.75	11.75
YCD36B21(H,S)	TMLX080C16MP11	21.0	CF/CM/CU48D	1150	35.4	27.4	14.00	12.00
YCD36B21(H,S)	TMLX100C16MP11	21.0	CF/CM/CU36C	1150	35.4	27.4	13.75	11.75
YCD36B21(H,S)	TMLX100C16MP11	21.0	CF/CM/CU36D	1175	35.6	27.8	14.00	12.00
YCD36B21(H,S)	TMLX100C16MP11	21.0	CF/CM/CU42C	1150	35.4	27.6	14.00	12.00
YCD36B21(H,S)	TMLX100C16MP11	21.0	CF/CM/CU42D	1175	35.8	28.2	14.00	12.00
YCD36B21(H,S)	TMLX100C16MP11	21.0	CF/CM/CU48C	1150	35.4	27.4	13.75	11.75
YCD36B21(H,S)	TMLX100C16MP11	21.0	CF/CM/CU48D	1150	35.4	27.4	14.00	12.00
YCD36B21(H,S)	TMLX100C20MP11	21.0	CF/CM/CU36C	1225	35.8	28.6	13.75	11.75
YCD36B21(H,S)	TMLX100C20MP11	21.0	CF/CM/CU36D	1250	35.6	28.8	13.75	11.75
YCD36B21(H,S)	TMLX100C20MP11	21.0	CF/CM/CU42C	1225	35.8	28.4	14.00	12.00
YCD36B21(H,S)	TMLX100C20MP11	21.0	CF/CM/CU42D	1250	35.8	28.8	14.25	12.25
YCD36B21(H,S)	TMLX100C20MP11	21.0	CF/CM/CU48C	1225	36.0	28.8	13.75	11.75
YCD36B21(H,S)	TMLX100C20MP11	21.0	CF/CM/CU48D	1250	35.8	29.0	14.00	11.75
YCD36B21(H,S)	TMLX120C20MP11	21.0	CF/CM/CU36C	1225	35.8	28.6	13.75	11.75
YCD36B21(H,S)	TMLX120C20MP11	21.0	CF/CM/CU36D	1250	35.6	28.8	13.75	11.75
YCD36B21(H,S)	TMLX120C20MP11	21.0	CF/CM/CU42C	1225	35.8	28.4	14.00	12.00
YCD36B21(H,S)	TMLX120C20MP11	21.0	CF/CM/CU42D	1250	35.8	28.8	14.25	12.25
YCD36B21(H,S)	TMLX120C20MP11	21.0	CF/CM/CU48C	1225	36.0	28.8	13.75	11.75
YCD36B21(H,S)	TMLX120C20MP11	21.0	CF/CM/CU48D	1250	35.8	29.0	14.00	11.75
YCD36B21(H,S)	TP9C080B12MP13C	17.5	CF/CM/CU36B	975	33.8	24.4	13.25	11.50
YCD36B21(H,S)	TP9C080B12MP13C	17.5	CF42B	1100	34.8	26.6	13.50	11.50
YCD36B21(H,S)	TP9C100C16MP13C	21.0	CF/CM/CU36C	1175	35.6	27.8	14.00	12.00
YCD36B21(H,S)	TP9C100C16MP13C	21.0	CF/CM/CU36D	1175	35.6	27.8	13.75	12.20
YCD36B21(H,S)	TP9C100C16MP13C	21.0	CF/CM/CU42C	1175	35.6	28.0	14.00	12.00
YCD36B21(H,S)	TP9C100C16MP13C	21.0	CF/CM/CU42D	1175	35.8	28.2	14.00	12.20
YCD36B21(H,S)	TP9C100C16MP13C	21.0	CF/CM/CU48C	1175	35.8	28.0	13.75	11.75
YCD36B21(H,S)	TP9C100C16MP13C	21.0	CF/CM/CU48D	1175	35.8	28.0	14.00	12.00
YCD36B21(H,S)	TP9C100C20MP13C	21.0	CF/CM/CU36C	1225	35.6	28.4	13.75	11.75
YCD36B21(H,S)	TP9C100C20MP13C	21.0	CF/CM/CU36D	1225	35.6	28.4	13.75	11.75
YCD36B21(H,S)	TP9C100C20MP13C	21.0	CF/CM/CU42C	1225	35.8	28.4	13.75	11.75
YCD36B21(H,S)	TP9C100C20MP13C	21.0	CF/CM/CU42D	1225	35.8	28.4	14.00	12.20
YCD36B21(H,S)	TP9C100C20MP13C	21.0	CF/CM/CU48C	1225	35.8	28.6	13.50	11.50
YCD36B21(H,S)	TP9C100C20MP13C	21.0	CF/CM/CU48D	1225	35.8	28.6	13.75	11.75
YCD36B21(H,S)	TP9C120D20MP13C	24.5	CF/CM/CU36D	1200	35.8	28.2	14.25	12.00
YCD36B21(H,S)	TP9C120D20MP13C	24.5	CF/CM/CU42D	1200	35.8	28.4	14.00	11.75
YCD36B21(H,S)	TP9C120D20MP13C	24.5	CF/CM/CU48D	1200	36.0	28.6	13.75	11.75
YCD36B21(H,S)	TPLC080C16MP13C	21.0	CF/CM/CU36C	1150	35.4	27.4	13.75	11.75
YCD36B21(H,S)	TPLC080C16MP13C	21.0	CF/CM/CU36D	1200	35.6	28.0	13.75	11.75
YCD36B21(H,S)	TPLC080C16MP13C	21.0	CF/CM/CU42C	1150	35.4	27.6	13.75	11.75
YCD36B21(H,S)	TPLC080C16MP13C	21.0	CF/CM/CU42D	1200	35.8	28.4	13.75	12.20
YCD36B21(H,S)	TPLC080C16MP13C	21.0	CF/CM/CU48C	1150	35.4	27.4	14.00	11.75
YCD36B21(H,S)	TPLC080C16MP13C	21.0	CF/CM/CU48D	1150	35.4	27.4	13.75	11.75
YCD36B21(H,S)	TPLC100C16MP13C	21.0	CF/CM/CU36C	1150	35.4	27.4	13.75	11.75
YCD36B21(H,S)	TPLC100C16MP13C	21.0	CF/CM/CU36D	1200	35.6	28.0	13.75	11.75
YCD36B21(H,S)	TPLC100C16MP13C	21.0	CF/CM/CU42C	1150	35.4	27.6	13.75	11.75
YCD36B21(H,S)	TPLC100C16MP13C	21.0	CF/CM/CU42D	1200	35.8	28.4	13.75	12.20
YCD36B21(H,S)	TPLC100C16MP13C	21.0	CF/CM/CU48C	1150	35.4	27.4	14.00	11.75
YCD36B21(H,S)	TPLC100C16MP13C	21.0	CF/CM/CU48D	1150	35.4	27.4	13.75	11.75
YCD36B21(H,S)	TPLC100C20MP13C	21.0	CF/CM/CU36C	1150	35.4	27.4	13.75	11.75

**COOLING CAPACITY - With High Efficiency Motor Furnaces<sup>1</sup> (Continued)**

UNIT MODEL	FURNACE		COIL MODEL <sup>2</sup>	COOLING					
	MODEL	WIDTH		RATED CFM	NET MBH		SEER	EER	
					TOTAL	SENS.			
YCD36B21(H,S)	TPLC100C20MP13C	21.0	CF/CM/CU36D	1150	35.4	27.6	14.00	12.20	
YCD36B21(H,S)	TPLC100C20MP13C	21.0	CF/CM/CU42C	1150	35.4	27.6	14.00	11.75	
YCD36B21(H,S)	TPLC100C20MP13C	21.0	CF/CM/CU42D	1225	35.8	28.4	14.00	12.20	
YCD36B21(H,S)	TPLC100C20MP13C	21.0	CF/CM/CU48C	1150	35.6	27.6	14.00	12.00	
YCD36B21(H,S)	TPLC100C20MP13C	21.0	CF/CM/CU48D	1150	35.6	27.6	14.25	12.25	
YCD36B21(H,S)	TPLC120C20MP13C	21.0	CF/CM/CU36C	1150	35.4	27.4	13.75	11.75	
YCD36B21(H,S)	TPLC120C20MP13C	21.0	CF/CM/CU36D	1150	35.4	27.6	14.00	12.20	
YCD36B21(H,S)	TPLC120C20MP13C	21.0	CF/CM/CU42C	1150	35.4	27.6	14.00	11.75	
YCD36B21(H,S)	TPLC120C20MP13C	21.0	CF/CM/CU42D	1225	35.8	28.4	14.00	12.20	
YCD36B21(H,S)	TPLC120C20MP13C	21.0	CF/CM/CU48C	1150	35.6	27.6	14.00	12.00	
YCD36B21(H,S)	TPLC120C20MP13C	21.0	CF/CM/CU48D	1150	35.6	27.6	14.25	12.25	
YCD36B21(H,S)	YP9C080B12MP13C	17.5	CF/CM/CU36B	975	33.8	24.4	13.25	11.50	
YCD36B21(H,S)	YP9C080B12MP13C	17.5	CF42B	1100	34.8	26.6	13.50	11.50	
YCD36B21(H,S)	YP9C100C16MP13C	21.0	CF/CM/CU36C	1175	35.6	27.8	14.00	12.00	
YCD36B21(H,S)	YP9C100C16MP13C	21.0	CF/CM/CU36D	1175	35.6	27.8	13.75	12.20	
YCD36B21(H,S)	YP9C100C16MP13C	21.0	CF/CM/CU42C	1175	35.6	28.0	14.00	12.00	
YCD36B21(H,S)	YP9C100C16MP13C	21.0	CF/CM/CU42D	1175	35.8	28.2	14.00	12.20	
YCD36B21(H,S)	YP9C100C16MP13C	21.0	CF/CM/CU48C	1175	35.8	28.0	13.75	11.75	
YCD36B21(H,S)	YP9C100C16MP13C	21.0	CF/CM/CU48D	1175	35.8	28.0	14.00	12.00	
YCD36B21(H,S)	YP9C100C20MP13C	21.0	CF/CM/CU36C	1225	35.6	28.4	13.75	11.75	
YCD36B21(H,S)	YP9C100C20MP13C	21.0	CF/CM/CU36D	1225	35.6	28.4	13.75	11.75	
YCD36B21(H,S)	YP9C100C20MP13C	21.0	CF/CM/CU42C	1225	35.8	28.4	13.75	11.75	
YCD36B21(H,S)	YP9C100C20MP13C	21.0	CF/CM/CU42D	1225	35.8	28.4	14.00	12.20	
YCD36B21(H,S)	YP9C100C20MP13C	21.0	CF/CM/CU48C	1225	35.8	28.6	13.50	11.50	
YCD36B21(H,S)	YP9C100C20MP13C	21.0	CF/CM/CU48D	1225	35.8	28.6	13.75	11.75	
YCD36B21(H,S)	YP9C120D20MP13C	24.5	CF/CM/CU36D	1200	35.8	28.2	14.25	12.00	
YCD36B21(H,S)	YP9C120D20MP13C	24.5	CF/CM/CU42D	1200	35.8	28.4	14.00	11.75	
YCD36B21(H,S)	YP9C120D20MP13C	24.5	CF/CM/CU48D	1200	36.0	28.6	13.75	11.75	
YCD36B21(H,S)	YPLC080C16MP13C	21.0	CF/CM/CU36C	1150	35.4	27.4	13.75	11.75	
YCD36B21(H,S)	YPLC080C16MP13C	21.0	CF/CM/CU36D	1200	35.6	28.0	13.75	11.75	
YCD36B21(H,S)	YPLC080C16MP13C	21.0	CF/CM/CU42C	1150	35.4	27.6	13.75	11.75	
YCD36B21(H,S)	YPLC080C16MP13C	21.0	CF/CM/CU42D	1200	35.8	28.4	13.75	12.20	
YCD36B21(H,S)	YPLC080C16MP13C	21.0	CF/CM/CU48C	1150	35.4	27.4	14.00	11.75	
YCD36B21(H,S)	YPLC080C16MP13C	21.0	CF/CM/CU48D	1150	35.4	27.4	13.75	11.75	
YCD36B21(H,S)	YPLC100C16MP13C	21.0	CF/CM/CU36C	1150	35.4	27.4	13.75	11.75	
YCD36B21(H,S)	YPLC100C16MP13C	21.0	CF/CM/CU36D	1200	35.6	28.0	13.75	11.75	
YCD36B21(H,S)	YPLC100C16MP13C	21.0	CF/CM/CU42C	1150	35.4	27.6	13.75	11.75	
YCD36B21(H,S)	YPLC100C16MP13C	21.0	CF/CM/CU42D	1200	35.8	28.4	13.75	12.20	
YCD36B21(H,S)	YPLC100C16MP13C	21.0	CF/CM/CU48C	1150	35.4	27.4	14.00	11.75	
YCD36B21(H,S)	YPLC100C16MP13C	21.0	CF/CM/CU48D	1150	35.4	27.4	13.75	11.75	
YCD36B21(H,S)	YPLC100C20MP13C	21.0	CF/CM/CU36C	1150	35.4	27.4	13.75	11.75	
YCD36B21(H,S)	YPLC100C20MP13C	21.0	CF/CM/CU36D	1150	35.4	27.6	14.00	12.20	
YCD36B21(H,S)	YPLC100C20MP13C	21.0	CF/CM/CU42C	1150	35.4	27.6	14.00	11.75	
YCD36B21(H,S)	YPLC100C20MP13C	21.0	CF/CM/CU42D	1225	35.8	28.4	14.00	12.20	
YCD36B21(H,S)	YPLC100C20MP13C	21.0	CF/CM/CU48C	1150	35.6	27.6	14.00	12.00	
YCD36B21(H,S)	YPLC100C20MP13C	21.0	CF/CM/CU48D	1150	35.6	27.6	14.25	12.25	
YCD36B21(H,S)	YPLC120C20MP13C	21.0	CF/CM/CU36C	1150	35.4	27.4	13.75	11.75	
YCD36B21(H,S)	YPLC120C20MP13C	21.0	CF/CM/CU36D	1150	35.4	27.6	14.00	12.20	
YCD36B21(H,S)	YPLC120C20MP13C	21.0	CF/CM/CU42C	1150	35.4	27.6	14.00	11.75	
YCD36B21(H,S)	YPLC120C20MP13C	21.0	CF/CM/CU42D	1225	35.8	28.4	14.00	12.20	
YCD36B21(H,S)	YPLC120C20MP13C	21.0	CF/CM/CU48C	1150	35.6	27.6	14.00	12.00	
YCD36B21(H,S)	YPLC120C20MP13C	21.0	CF/CM/CU48D	1150	35.6	27.6	14.25	12.25	

**COOLING CAPACITY - With High Efficiency Motor Furnaces<sup>1</sup> (Continued)**

UNIT MODEL	FURNACE		COIL MODEL <sup>2</sup>	COOLING				
	MODEL	WIDTH		RATED CFM	NET MBH		SEER	EER
					TOTAL	SENS.		
YCD42B21(H,S)	TM8V080C16MP12C	21.0	CF/CM/CU42C	1375	42.0	32.6	13.50	11.50
YCD42B21(H,S)	TM8V080C16MP12C	21.0	CF/CM/CU42D	1375	42.0	32.8	13.50	11.75
YCD42B21(H,S)	TM8V080C16MP12C	21.0	CF/CM/CU48C	1375	42.0	32.6	13.50	11.50
YCD42B21(H,S)	TM8V080C16MP12C	21.0	CF/CM/CU48D	1375	42.0	32.6	13.75	11.75
YCD42B21(H,S)	TM8V080C16MP12C	21.0	CF/CM/CU60C	1425	42.0	33.4	13.50	11.75
YCD42B21(H,S)	TM8V080C16MP12C	21.0	CF/CM/CU60D	1425	42.0	33.4	13.75	11.75
YCD42B21(H,S)	TM8V080C16MP12C	21.0	CF/CM64D	1375	42.0	32.8	13.75	11.75
YCD42B21(H,S)	TM8V100C16MP12C	21.0	CF/CM/CU42C	1375	42.0	32.6	13.50	11.50
YCD42B21(H,S)	TM8V100C16MP12C	21.0	CF/CM/CU42D	1375	42.0	32.8	13.50	11.75
YCD42B21(H,S)	TM8V100C16MP12C	21.0	CF/CM/CU48C	1375	42.0	32.6	13.50	11.50
YCD42B21(H,S)	TM8V100C16MP12C	21.0	CF/CM/CU48D	1375	42.0	32.6	13.75	11.75
YCD42B21(H,S)	TM8V100C16MP12C	21.0	CF/CM/CU60C	1425	42.0	33.4	13.50	11.75
YCD42B21(H,S)	TM8V100C16MP12C	21.0	CF/CM/CU60D	1425	42.0	33.4	13.75	11.75
YCD42B21(H,S)	TM8V100C16MP12C	21.0	CF/CM64D	1375	42.0	32.8	13.75	11.75
YCD42B21(H,S)	TM8V100C20MP12C	21.0	CF/CM/CU42C	1375	42.0	32.6	13.50	11.50
YCD42B21(H,S)	TM8V100C20MP12C	21.0	CF/CM/CU42D	1375	42.0	32.6	13.75	12.20
YCD42B21(H,S)	TM8V100C20MP12C	21.0	CF/CM/CU48C	1375	42.0	32.6	13.50	11.50
YCD42B21(H,S)	TM8V100C20MP12C	21.0	CF/CM/CU48D	1375	42.0	32.6	13.50	11.50
YCD42B21(H,S)	TM8V100C20MP12C	21.0	CF/CM/CU60C	1375	42.0	32.8	13.50	11.50
YCD42B21(H,S)	TM8V100C20MP12C	21.0	CF/CM/CU60D	1425	42.0	33.4	13.50	11.50
YCD42B21(H,S)	TM8V100C20MP12C	21.0	CF/CM64D	1375	42.0	32.6	13.75	11.75
YCD42B21(H,S)	TM8V120C20MP12C	21.0	CF/CM/CU42C	1375	42.0	32.6	13.50	11.50
YCD42B21(H,S)	TM8V120C20MP12C	21.0	CF/CM/CU42D	1375	42.0	32.6	13.75	12.20
YCD42B21(H,S)	TM8V120C20MP12C	21.0	CF/CM/CU48C	1375	42.0	32.6	13.50	11.50
YCD42B21(H,S)	TM8V120C20MP12C	21.0	CF/CM/CU48D	1375	42.0	32.6	13.50	11.50
YCD42B21(H,S)	TM8V120C20MP12C	21.0	CF/CM/CU60C	1375	42.0	32.8	13.50	11.50
YCD42B21(H,S)	TM8V120C20MP12C	21.0	CF/CM/CU60D	1425	42.0	33.4	13.50	11.50
YCD42B21(H,S)	TM8V120C20MP12C	21.0	CF/CM64D	1375	42.0	32.6	13.75	11.75
YCD42B21(H,S)	TM8X080C16MP11	21.0	CF/CM/CU42C	1375	42.0	32.8	13.50	11.50
YCD42B21(H,S)	TM8X080C16MP11	21.0	CF/CM/CU42D	1400	42.0	32.8	13.25	11.50
YCD42B21(H,S)	TM8X080C16MP11	21.0	CF/CM/CU48C	1375	42.0	32.6	13.50	11.50
YCD42B21(H,S)	TM8X080C16MP11	21.0	CF/CM/CU48D	1400	42.0	32.8	13.25	11.50
YCD42B21(H,S)	TM8X080C16MP11	21.0	CF/CM/CU60C	1375	42.0	32.8	13.50	11.75
YCD42B21(H,S)	TM8X080C16MP11	21.0	CF/CM/CU60D	1400	42.0	33.0	13.50	11.50
YCD42B21(H,S)	TM8X080C16MP11	21.0	CF/CM64D	1375	42.0	32.6	13.75	11.75
YCD42B21(H,S)	TM8X100C16MP11	21.0	CF/CM/CU42C	1375	42.0	32.8	13.50	11.50
YCD42B21(H,S)	TM8X100C16MP11	21.0	CF/CM/CU42D	1400	42.0	32.8	13.25	11.50
YCD42B21(H,S)	TM8X100C16MP11	21.0	CF/CM/CU48C	1375	42.0	32.6	13.50	11.50
YCD42B21(H,S)	TM8X100C16MP11	21.0	CF/CM/CU48D	1400	42.0	32.8	13.25	11.50
YCD42B21(H,S)	TM8X100C16MP11	21.0	CF/CM/CU60C	1375	42.0	32.8	13.50	11.75
YCD42B21(H,S)	TM8X100C16MP11	21.0	CF/CM/CU60D	1400	42.0	33.0	13.50	11.50
YCD42B21(H,S)	TM8X100C16MP11	21.0	CF/CM64D	1375	42.0	32.6	13.75	11.75
YCD42B21(H,S)	TM8X100C20MP11	21.0	CF/CM/CU42C	1400	42.0	32.8	13.50	11.50
YCD42B21(H,S)	TM8X100C20MP11	21.0	CF/CM/CU42D	1250	41.5	31.0	13.75	11.75
YCD42B21(H,S)	TM8X100C20MP11	21.0	CF/CM/CU48C	1400	42.0	33.0	13.75	11.75
YCD42B21(H,S)	TM8X100C20MP11	21.0	CF/CM/CU48D	1425	42.0	33.0	14.00	12.00
YCD42B21(H,S)	TM8X100C20MP11	21.0	CF/CM/CU60C	1400	42.0	33.0	14.00	12.00
YCD42B21(H,S)	TM8X100C20MP11	21.0	CF/CM/CU60D	1425	42.0	33.4	14.00	12.00
YCD42B21(H,S)	TM8X100C20MP11	21.0	CF/CM64D	1400	42.0	33.0	14.00	12.00
YCD42B21(H,S)	TM8X120C20MP11	21.0	CF/CM/CU42C	1400	42.0	32.8	13.50	11.50
YCD42B21(H,S)	TM8X120C20MP11	21.0	CF/CM/CU42D	1250	41.5	31.0	13.75	11.75
YCD42B21(H,S)	TM8X120C20MP11	21.0	CF/CM/CU48C	1400	42.0	33.0	13.75	11.75
YCD42B21(H,S)	TM8X120C20MP11	21.0	CF/CM/CU48D	1425	42.0	33.0	14.00	12.00

**COOLING CAPACITY - With High Efficiency Motor Furnaces<sup>1</sup> (Continued)**

UNIT MODEL	FURNACE		COIL MODEL <sup>2</sup>	COOLING				
	MODEL	WIDTH		RATED CFM	NET MBH		SEER	EER
					TOTAL	SENS.		
YCD42B21(H,S)	TM8X120C20MP11	21.0	CF/CM/CU60C	1400	42.0	33.0	14.00	12.00
YCD42B21(H,S)	TM8X120C20MP11	21.0	CF/CM/CU60D	1425	42.0	33.4	14.00	12.00
YCD42B21(H,S)	TM8X120C20MP11	21.0	CF/CM64D	1400	42.0	33.0	14.00	12.00
YCD42B21(H,S)	TM8Y080C16MP11	21.0	CF/CM/CU42C	1375	42.0	32.8	13.50	11.50
YCD42B21(H,S)	TM8Y080C16MP11	21.0	CF/CM/CU42D	1400	42.0	32.8	13.25	11.50
YCD42B21(H,S)	TM8Y080C16MP11	21.0	CF/CM/CU48C	1375	42.0	32.6	13.50	11.50
YCD42B21(H,S)	TM8Y080C16MP11	21.0	CF/CM/CU48D	1400	42.0	32.8	13.25	11.50
YCD42B21(H,S)	TM8Y080C16MP11	21.0	CF/CM/CU60C	1375	42.0	32.8	13.50	11.75
YCD42B21(H,S)	TM8Y080C16MP11	21.0	CF/CM/CU60D	1400	42.0	33.0	13.50	11.50
YCD42B21(H,S)	TM8Y080C16MP11	21.0	CF/CM64D	1375	42.0	32.6	13.75	11.75
YCD42B21(H,S)	TM8Y100C16MP11	21.0	CF/CM/CU42C	1375	42.0	32.8	13.50	11.50
YCD42B21(H,S)	TM8Y100C16MP11	21.0	CF/CM/CU42D	1400	42.0	32.8	13.25	11.50
YCD42B21(H,S)	TM8Y100C16MP11	21.0	CF/CM/CU48C	1375	42.0	32.6	13.50	11.50
YCD42B21(H,S)	TM8Y100C16MP11	21.0	CF/CM/CU48D	1400	42.0	32.8	13.25	11.50
YCD42B21(H,S)	TM8Y100C16MP11	21.0	CF/CM/CU60C	1375	42.0	32.8	13.50	11.75
YCD42B21(H,S)	TM8Y100C16MP11	21.0	CF/CM/CU60D	1400	42.0	33.0	13.50	11.50
YCD42B21(H,S)	TM8Y100C16MP11	21.0	CF/CM64D	1375	42.0	32.6	13.75	11.75
YCD42B21(H,S)	TM8Y100C20MP11	21.0	CF/CM/CU42C	1400	42.0	32.8	13.50	11.50
YCD42B21(H,S)	TM8Y100C20MP11	21.0	CF/CM/CU42D	1250	41.5	31.0	13.75	11.75
YCD42B21(H,S)	TM8Y100C20MP11	21.0	CF/CM/CU48C	1400	42.0	33.0	13.75	11.75
YCD42B21(H,S)	TM8Y100C20MP11	21.0	CF/CM/CU48D	1425	42.0	33.0	14.00	12.00
YCD42B21(H,S)	TM8Y100C20MP11	21.0	CF/CM/CU60C	1400	42.0	33.0	14.00	12.00
YCD42B21(H,S)	TM8Y100C20MP11	21.0	CF/CM/CU60D	1425	42.0	33.4	14.00	12.00
YCD42B21(H,S)	TM8Y100C20MP11	21.0	CF/CM64D	1400	42.0	33.0	14.00	12.00
YCD42B21(H,S)	TM8Y120C20MP11	21.0	CF/CM/CU42C	1400	42.0	32.8	13.50	11.50
YCD42B21(H,S)	TM8Y120C20MP11	21.0	CF/CM/CU42D	1250	41.5	31.0	13.75	11.75
YCD42B21(H,S)	TM8Y120C20MP11	21.0	CF/CM/CU48C	1400	42.0	33.0	13.75	11.75
YCD42B21(H,S)	TM8Y120C20MP11	21.0	CF/CM/CU48D	1425	42.0	33.0	14.00	12.00
YCD42B21(H,S)	TM8Y120C20MP11	21.0	CF/CM/CU60C	1400	42.0	33.0	14.00	12.00
YCD42B21(H,S)	TM8Y120C20MP11	21.0	CF/CM/CU60D	1425	42.0	33.4	14.00	12.00
YCD42B21(H,S)	TM8Y120C20MP11	21.0	CF/CM64D	1400	42.0	33.0	14.00	12.00
YCD42B21(H,S)	TM9E100C16MP11	21.0	CF/CM/CU42C	1275	41.0	31.0	13.50	11.50
YCD42B21(H,S)	TM9E100C16MP11	21.0	CF/CM/CU42D	1300	41.5	31.6	13.25	11.50
YCD42B21(H,S)	TM9E100C16MP11	21.0	CF/CM/CU48C	1275	41.5	31.2	13.50	11.50
YCD42B21(H,S)	TM9E100C16MP11	21.0	CF/CM/CU48D	1300	42.0	32.0	13.50	11.50
YCD42B21(H,S)	TM9E100C16MP11	21.0	CF/CM/CU60C	1275	41.5	31.4	13.50	11.50
YCD42B21(H,S)	TM9E100C16MP11	21.0	CF/CM/CU60D	1300	42.0	32.0	13.50	11.50
YCD42B21(H,S)	TM9E100C16MP11	21.0	CF/CM64D	1275	42.0	31.8	13.25	11.75
YCD42B21(H,S)	TM9E100C20MP11	21.0	CF/CM/CU42C	1350	42.0	32.4	13.50	11.50
YCD42B21(H,S)	TM9E100C20MP11	21.0	CF/CM/CU42D	1375	42.0	32.8	13.50	11.50
YCD42B21(H,S)	TM9E100C20MP11	21.0	CF/CM/CU48C	1350	42.0	32.4	13.50	11.50
YCD42B21(H,S)	TM9E100C20MP11	21.0	CF/CM/CU48D	1375	42.0	32.6	13.50	11.50
YCD42B21(H,S)	TM9E100C20MP11	21.0	CF/CM/CU60C	1350	42.0	32.6	13.50	11.75
YCD42B21(H,S)	TM9E100C20MP11	21.0	CF/CM/CU60D	1375	42.0	32.8	13.75	12.00
YCD42B21(H,S)	TM9E100C20MP11	21.0	CF/CM64D	1375	42.0	32.6	13.75	12.00
YCD42B21(H,S)	TM9E120D20MP11	24.5	CF/CM/CU42D	1250	41.5	31.0	13.75	11.75
YCD42B21(H,S)	TM9E120D20MP11	24.5	CF/CM/CU48D	1425	42.0	33.0	13.75	11.75
YCD42B21(H,S)	TM9E120D20MP11	24.5	CF/CM/CU60D	1425	42.0	33.4	13.75	11.75
YCD42B21(H,S)	TM9E120D20MP11	24.5	CF/CM64D	1400	42.0	33.0	13.75	12.00
YCD42B21(H,S)	TM9V080B12MP12C	17.5	CF42B	1175	40.0	29.4	13.00	11.25
YCD42B21(H,S)	TM9V100C16MP12C	21.0	CF/CM/CU42C	1325	41.5	32.0	13.50	11.50
YCD42B21(H,S)	TM9V100C16MP12C	21.0	CF/CM/CU42D	1400	42.0	32.8	13.50	11.75
YCD42B21(H,S)	TM9V100C16MP12C	21.0	CF/CM/CU48C	1425	42.0	33.0	13.50	11.50

**COOLING CAPACITY - With High Efficiency Motor Furnaces<sup>1</sup> (Continued)**

UNIT MODEL	FURNACE		COIL MODEL <sup>2</sup>	COOLING				
	MODEL	WIDTH		RATED CFM	NET MBH		SEER	EER
					TOTAL	SENS.		
YCD42B21(H,S)	TM9V100C16MP12C	21.0	CF/CM/CU48D	1300	42.0	32.0	13.75	11.75
YCD42B21(H,S)	TM9V100C16MP12C	21.0	CF/CM/CU60C	1275	42.0	31.8	13.75	11.75
YCD42B21(H,S)	TM9V100C16MP12C	21.0	CF/CM/CU60D	1300	42.0	32.0	13.50	11.50
YCD42B21(H,S)	TM9V100C16MP12C	21.0	CF/CM64D	1425	42.0	33.0	13.50	11.75
YCD42B21(H,S)	TM9V100C20MP12C	21.0	CF/CM/CU42C	1350	42.0	32.6	13.25	11.50
YCD42B21(H,S)	TM9V100C20MP12C	21.0	CF/CM/CU42D	1350	42.0	32.6	13.50	11.75
YCD42B21(H,S)	TM9V100C20MP12C	21.0	CF/CM/CU48C	1350	42.0	32.4	13.50	11.50
YCD42B21(H,S)	TM9V100C20MP12C	21.0	CF/CM/CU48D	1350	42.0	32.4	13.75	11.75
YCD42B21(H,S)	TM9V100C20MP12C	21.0	CF/CM/CU60C	1275	42.0	31.8	13.50	11.50
YCD42B21(H,S)	TM9V100C20MP12C	21.0	CF/CM/CU60D	1350	42.0	32.6	13.75	11.75
YCD42B21(H,S)	TM9V100C20MP12C	21.0	CF/CM64D	1350	42.0	32.4	13.75	11.75
YCD42B21(H,S)	TM9V120D20MP12C	24.5	CF/CM/CU42D	1400	42.0	32.8	13.50	11.50
YCD42B21(H,S)	TM9V120D20MP12C	24.5	CF/CM/CU48D	1400	42.0	33.0	13.75	11.75
YCD42B21(H,S)	TM9V120D20MP12C	24.5	CF/CM/CU60D	1400	42.0	33.0	14.00	12.00
YCD42B21(H,S)	TM9V120D20MP12C	24.5	CF/CM64D	1400	42.0	33.0	14.00	12.00
YCD42B21(H,S)	TM9Y100C16MP11	21.0	CF/CM/CU42C	1275	41.0	31.0	13.50	11.50
YCD42B21(H,S)	TM9Y100C16MP11	21.0	CF/CM/CU42D	1300	41.5	31.6	13.25	11.50
YCD42B21(H,S)	TM9Y100C16MP11	21.0	CF/CM/CU48C	1275	41.5	31.2	13.50	11.50
YCD42B21(H,S)	TM9Y100C16MP11	21.0	CF/CM/CU48D	1300	42.0	32.0	13.50	11.50
YCD42B21(H,S)	TM9Y100C16MP11	21.0	CF/CM/CU60C	1275	41.5	31.4	13.50	11.50
YCD42B21(H,S)	TM9Y100C16MP11	21.0	CF/CM/CU60D	1300	42.0	32.0	13.50	11.50
YCD42B21(H,S)	TM9Y100C16MP11	21.0	CF/CM64D	1275	42.0	31.8	13.25	11.75
YCD42B21(H,S)	TM9Y100C20MP11	21.0	CF/CM/CU42C	1350	42.0	32.4	13.50	11.50
YCD42B21(H,S)	TM9Y100C20MP11	21.0	CF/CM/CU42D	1375	42.0	32.8	13.50	11.50
YCD42B21(H,S)	TM9Y100C20MP11	21.0	CF/CM/CU48C	1350	42.0	32.4	13.50	11.50
YCD42B21(H,S)	TM9Y100C20MP11	21.0	CF/CM/CU48D	1375	42.0	32.6	13.50	11.50
YCD42B21(H,S)	TM9Y100C20MP11	21.0	CF/CM/CU60C	1350	42.0	32.6	13.50	11.75
YCD42B21(H,S)	TM9Y100C20MP11	21.0	CF/CM/CU60D	1375	42.0	32.8	13.75	12.00
YCD42B21(H,S)	TM9Y100C20MP11	21.0	CF/CM64D	1375	42.0	32.6	13.75	12.00
YCD42B21(H,S)	TM9Y120D20MP11	24.5	CF/CM/CU42D	1250	41.5	31.0	13.75	11.75
YCD42B21(H,S)	TM9Y120D20MP11	24.5	CF/CM/CU48D	1425	42.0	33.0	13.75	11.75
YCD42B21(H,S)	TM9Y120D20MP11	24.5	CF/CM/CU60D	1425	42.0	33.4	13.75	11.75
YCD42B21(H,S)	TM9Y120D20MP11	24.5	CF/CM64D	1400	42.0	33.0	13.75	12.00
YCD42B21(H,S)	TMLV080C16MP12C	21.0	CF/CM/CU42C	1375	42.0	32.6	13.50	11.50
YCD42B21(H,S)	TMLV080C16MP12C	21.0	CF/CM/CU42D	1375	42.0	32.8	13.50	11.75
YCD42B21(H,S)	TMLV080C16MP12C	21.0	CF/CM/CU48C	1375	42.0	32.6	13.50	11.50
YCD42B21(H,S)	TMLV080C16MP12C	21.0	CF/CM/CU48D	1375	42.0	32.6	13.75	11.75
YCD42B21(H,S)	TMLV080C16MP12C	21.0	CF/CM/CU60C	1425	42.0	33.4	13.50	11.75
YCD42B21(H,S)	TMLV080C16MP12C	21.0	CF/CM/CU60D	1425	42.0	33.4	13.75	11.75
YCD42B21(H,S)	TMLV080C16MP12C	21.0	CF/CM64D	1375	42.0	32.8	13.75	11.75
YCD42B21(H,S)	TMLV100C16MP12C	21.0	CF/CM/CU42C	1375	42.0	32.6	13.50	11.50
YCD42B21(H,S)	TMLV100C16MP12C	21.0	CF/CM/CU42D	1375	42.0	32.8	13.50	11.75
YCD42B21(H,S)	TMLV100C16MP12C	21.0	CF/CM/CU48C	1375	42.0	32.6	13.50	11.50
YCD42B21(H,S)	TMLV100C16MP12C	21.0	CF/CM/CU48D	1375	42.0	32.6	13.75	11.75
YCD42B21(H,S)	TMLV100C16MP12C	21.0	CF/CM/CU60C	1425	42.0	33.4	13.50	11.75
YCD42B21(H,S)	TMLV100C16MP12C	21.0	CF/CM/CU60D	1425	42.0	33.4	13.75	11.75
YCD42B21(H,S)	TMLV100C16MP12C	21.0	CF/CM64D	1375	42.0	32.8	13.75	11.75
YCD42B21(H,S)	TMLV100C20MP12C	21.0	CF/CM/CU42C	1375	42.0	32.6	13.50	11.50
YCD42B21(H,S)	TMLV100C20MP12C	21.0	CF/CM/CU42D	1375	42.0	32.6	13.75	12.20
YCD42B21(H,S)	TMLV100C20MP12C	21.0	CF/CM/CU48C	1375	42.0	32.6	13.50	11.50
YCD42B21(H,S)	TMLV100C20MP12C	21.0	CF/CM/CU48D	1375	42.0	32.6	13.50	11.50
YCD42B21(H,S)	TMLV100C20MP12C	21.0	CF/CM/CU60C	1375	42.0	32.8	13.50	11.50
YCD42B21(H,S)	TMLV100C20MP12C	21.0	CF/CM/CU60D	1425	42.0	33.4	13.50	11.50

**COOLING CAPACITY - With High Efficiency Motor Furnaces<sup>1</sup> (Continued)**

UNIT MODEL	FURNACE		COIL MODEL <sup>2</sup>	COOLING				
	MODEL	WIDTH		RATED CFM	NET MBH		SEER	EER
					TOTAL	SENS.		
YCD42B21(H,S)	TMLV100C20MP12C	21.0	CF/CM64D	1375	42.0	32.6	13.75	11.75
YCD42B21(H,S)	TMLV120C20MP12C	21.0	CF/CM/CU42C	1375	42.0	32.6	13.50	11.50
YCD42B21(H,S)	TMLV120C20MP12C	21.0	CF/CM/CU42D	1375	42.0	32.6	13.75	12.20
YCD42B21(H,S)	TMLV120C20MP12C	21.0	CF/CM/CU48C	1375	42.0	32.6	13.50	11.50
YCD42B21(H,S)	TMLV120C20MP12C	21.0	CF/CM/CU48D	1375	42.0	32.6	13.50	11.50
YCD42B21(H,S)	TMLV120C20MP12C	21.0	CF/CM/CU60C	1375	42.0	32.8	13.50	11.50
YCD42B21(H,S)	TMLV120C20MP12C	21.0	CF/CM/CU60D	1425	42.0	33.4	13.50	11.50
YCD42B21(H,S)	TMLV120C20MP12C	21.0	CF/CM64D	1375	42.0	32.6	13.75	11.75
YCD42B21(H,S)	TMLX080C16MP11	21.0	CF/CM/CU42C	1375	42.0	32.8	13.50	11.50
YCD42B21(H,S)	TMLX080C16MP11	21.0	CF/CM/CU42D	1400	42.0	32.8	13.25	11.50
YCD42B21(H,S)	TMLX080C16MP11	21.0	CF/CM/CU48C	1375	42.0	32.6	13.50	11.50
YCD42B21(H,S)	TMLX080C16MP11	21.0	CF/CM/CU48D	1400	42.0	32.8	13.25	11.50
YCD42B21(H,S)	TMLX080C16MP11	21.0	CF/CM/CU60C	1375	42.0	32.8	13.50	11.75
YCD42B21(H,S)	TMLX080C16MP11	21.0	CF/CM/CU60D	1400	42.0	33.0	13.50	11.50
YCD42B21(H,S)	TMLX080C16MP11	21.0	CF/CM64D	1375	42.0	32.6	13.75	11.75
YCD42B21(H,S)	TMLX100C16MP11	21.0	CF/CM/CU42C	1375	42.0	32.8	13.50	11.50
YCD42B21(H,S)	TMLX100C16MP11	21.0	CF/CM/CU42D	1400	42.0	32.8	13.25	11.50
YCD42B21(H,S)	TMLX100C16MP11	21.0	CF/CM/CU48C	1375	42.0	32.6	13.50	11.50
YCD42B21(H,S)	TMLX100C16MP11	21.0	CF/CM/CU48D	1400	42.0	32.8	13.25	11.50
YCD42B21(H,S)	TMLX100C16MP11	21.0	CF/CM/CU60C	1375	42.0	32.8	13.50	11.75
YCD42B21(H,S)	TMLX100C16MP11	21.0	CF/CM/CU60D	1400	42.0	33.0	13.50	11.50
YCD42B21(H,S)	TMLX100C16MP11	21.0	CF/CM64D	1375	42.0	32.6	13.75	11.75
YCD42B21(H,S)	TMLX100C20MP11	21.0	CF/CM/CU42C	1400	42.0	32.8	13.50	11.50
YCD42B21(H,S)	TMLX100C20MP11	21.0	CF/CM/CU42D	1250	41.5	31.0	13.75	11.75
YCD42B21(H,S)	TMLX100C20MP11	21.0	CF/CM/CU48C	1400	42.0	33.0	13.75	11.75
YCD42B21(H,S)	TMLX100C20MP11	21.0	CF/CM/CU48D	1425	42.0	33.0	14.00	12.00
YCD42B21(H,S)	TMLX100C20MP11	21.0	CF/CM/CU60C	1400	42.0	33.0	14.00	12.00
YCD42B21(H,S)	TMLX100C20MP11	21.0	CF/CM/CU60D	1425	42.0	33.4	14.00	12.00
YCD42B21(H,S)	TMLX100C20MP11	21.0	CF/CM64D	1400	42.0	33.0	14.00	12.00
YCD42B21(H,S)	TMLX120C20MP11	21.0	CF/CM/CU42C	1400	42.0	32.8	13.50	11.50
YCD42B21(H,S)	TMLX120C20MP11	21.0	CF/CM/CU42D	1250	41.5	31.0	13.75	11.75
YCD42B21(H,S)	TMLX120C20MP11	21.0	CF/CM/CU48C	1400	42.0	33.0	13.75	11.75
YCD42B21(H,S)	TMLX120C20MP11	21.0	CF/CM/CU48D	1425	42.0	33.0	14.00	12.00
YCD42B21(H,S)	TMLX120C20MP11	21.0	CF/CM/CU60C	1400	42.0	33.0	14.00	12.00
YCD42B21(H,S)	TMLX120C20MP11	21.0	CF/CM/CU60D	1425	42.0	33.4	14.00	12.00
YCD42B21(H,S)	TMLX120C20MP11	21.0	CF/CM64D	1400	42.0	33.0	14.00	12.00
YCD42B21(H,S)	TP9C080B12MP13C	17.5	CF42B	1175	40.0	29.4	13.00	11.25
YCD42B21(H,S)	TP9C100C16MP13C	21.0	CF/CM/CU42C	1325	41.5	32.0	13.50	11.50
YCD42B21(H,S)	TP9C100C16MP13C	21.0	CF/CM/CU42D	1400	42.0	32.8	13.50	11.75
YCD42B21(H,S)	TP9C100C16MP13C	21.0	CF/CM/CU48C	1425	42.0	33.0	13.50	11.50
YCD42B21(H,S)	TP9C100C16MP13C	21.0	CF/CM/CU48D	1300	42.0	32.0	13.75	11.75
YCD42B21(H,S)	TP9C100C16MP13C	21.0	CF/CM/CU60C	1275	42.0	31.8	13.75	11.75
YCD42B21(H,S)	TP9C100C16MP13C	21.0	CF/CM/CU60D	1300	42.0	32.0	13.50	11.50
YCD42B21(H,S)	TP9C100C16MP13C	21.0	CF/CM64D	1425	42.0	33.0	13.50	11.75
YCD42B21(H,S)	TP9C100C20MP13C	21.0	CF/CM/CU42C	1350	42.0	32.6	13.25	11.50
YCD42B21(H,S)	TP9C100C20MP13C	21.0	CF/CM/CU42D	1350	42.0	32.6	13.50	11.75
YCD42B21(H,S)	TP9C100C20MP13C	21.0	CF/CM/CU48C	1350	42.0	32.4	13.50	11.50
YCD42B21(H,S)	TP9C100C20MP13C	21.0	CF/CM/CU48D	1350	42.0	32.4	13.75	11.75
YCD42B21(H,S)	TP9C100C20MP13C	21.0	CF/CM/CU60C	1275	42.0	31.8	13.50	11.50
YCD42B21(H,S)	TP9C100C20MP13C	21.0	CF/CM/CU60D	1350	42.0	32.6	13.75	11.75
YCD42B21(H,S)	TP9C100C20MP13C	21.0	CF/CM64D	1350	42.0	32.4	13.75	11.75
YCD42B21(H,S)	TP9C120D20MP13C	24.5	CF/CM/CU42D	1400	42.0	32.8	13.50	11.50
YCD42B21(H,S)	TP9C120D20MP13C	24.5	CF/CM/CU48D	1400	42.0	33.0	13.75	11.75

**COOLING CAPACITY - With High Efficiency Motor Furnaces<sup>1</sup> (Continued)**

UNIT MODEL	FURNACE		COIL MODEL <sup>2</sup>	COOLING				
	MODEL	WIDTH		RATED CFM	NET MBH		SEER	EER
					TOTAL	SENS.		
YCD42B21(H,S)	TP9C120D20MP13C	24.5	CF/CM/CU60D	1400	42.0	33.0	14.00	12.00
YCD42B21(H,S)	TP9C120D20MP13C	24.5	CF/CM64D	1400	42.0	33.0	14.00	12.00
YCD42B21(H,S)	TPLC080C16MP13C	21.0	CF/CM/CU42C	1375	42.0	32.6	13.50	11.50
YCD42B21(H,S)	TPLC080C16MP13C	21.0	CF/CM/CU42D	1375	42.0	32.8	13.50	11.75
YCD42B21(H,S)	TPLC080C16MP13C	21.0	CF/CM/CU48C	1375	42.0	32.6	13.50	11.50
YCD42B21(H,S)	TPLC080C16MP13C	21.0	CF/CM/CU48D	1375	42.0	32.6	13.75	11.75
YCD42B21(H,S)	TPLC080C16MP13C	21.0	CF/CM/CU60C	1425	42.0	33.4	13.50	11.75
YCD42B21(H,S)	TPLC080C16MP13C	21.0	CF/CM/CU60D	1425	42.0	33.4	13.75	11.75
YCD42B21(H,S)	TPLC080C16MP13C	21.0	CF/CM64D	1375	42.0	32.8	13.75	11.75
YCD42B21(H,S)	TPLC100C16MP13C	21.0	CF/CM/CU42C	1375	42.0	32.6	13.50	11.50
YCD42B21(H,S)	TPLC100C16MP13C	21.0	CF/CM/CU42D	1375	42.0	32.8	13.50	11.75
YCD42B21(H,S)	TPLC100C16MP13C	21.0	CF/CM/CU48C	1375	42.0	32.6	13.50	11.50
YCD42B21(H,S)	TPLC100C16MP13C	21.0	CF/CM/CU48D	1375	42.0	32.6	13.75	11.75
YCD42B21(H,S)	TPLC100C16MP13C	21.0	CF/CM/CU60C	1425	42.0	33.4	13.50	11.75
YCD42B21(H,S)	TPLC100C16MP13C	21.0	CF/CM/CU60D	1425	42.0	33.4	13.75	11.75
YCD42B21(H,S)	TPLC100C16MP13C	21.0	CF/CM64D	1375	42.0	32.8	13.75	11.75
YCD42B21(H,S)	TPLC100C20MP13C	21.0	CF/CM/CU42C	1375	42.0	32.6	13.50	11.50
YCD42B21(H,S)	TPLC100C20MP13C	21.0	CF/CM/CU42D	1375	42.0	32.6	13.75	12.20
YCD42B21(H,S)	TPLC100C20MP13C	21.0	CF/CM/CU48C	1375	42.0	32.6	13.50	11.50
YCD42B21(H,S)	TPLC100C20MP13C	21.0	CF/CM/CU48D	1375	42.0	32.6	13.50	11.50
YCD42B21(H,S)	TPLC100C20MP13C	21.0	CF/CM/CU60C	1375	42.0	32.8	13.50	11.50
YCD42B21(H,S)	TPLC100C20MP13C	21.0	CF/CM/CU60D	1425	42.0	33.4	13.50	11.50
YCD42B21(H,S)	TPLC100C20MP13C	21.0	CF/CM64D	1375	42.0	32.6	13.75	11.75
YCD42B21(H,S)	TPLC120C20MP13C	21.0	CF/CM/CU42C	1375	42.0	32.6	13.50	11.50
YCD42B21(H,S)	TPLC120C20MP13C	21.0	CF/CM/CU42D	1375	42.0	32.6	13.75	12.20
YCD42B21(H,S)	TPLC120C20MP13C	21.0	CF/CM/CU48C	1375	42.0	32.6	13.50	11.50
YCD42B21(H,S)	TPLC120C20MP13C	21.0	CF/CM/CU48D	1375	42.0	32.6	13.50	11.50
YCD42B21(H,S)	TPLC120C20MP13C	21.0	CF/CM/CU60C	1375	42.0	32.8	13.50	11.50
YCD42B21(H,S)	TPLC120C20MP13C	21.0	CF/CM/CU60D	1425	42.0	33.4	13.50	11.50
YCD42B21(H,S)	TPLC120C20MP13C	21.0	CF/CM64D	1375	42.0	32.6	13.75	11.75
YCD42B21(H,S)	YP9C080B12MP13C	17.5	CF42B	1175	40.0	29.4	13.00	11.25
YCD42B21(H,S)	YP9C100C16MP13C	21.0	CF/CM/CU42C	1325	41.5	32.0	13.50	11.50
YCD42B21(H,S)	YP9C100C16MP13C	21.0	CF/CM/CU42D	1400	42.0	32.8	13.50	11.75
YCD42B21(H,S)	YP9C100C16MP13C	21.0	CF/CM/CU48C	1425	42.0	33.0	13.50	11.50
YCD42B21(H,S)	YP9C100C16MP13C	21.0	CF/CM/CU48D	1300	42.0	32.0	13.75	11.75
YCD42B21(H,S)	YP9C100C16MP13C	21.0	CF/CM/CU60C	1275	42.0	31.8	13.75	11.75
YCD42B21(H,S)	YP9C100C16MP13C	21.0	CF/CM/CU60D	1300	42.0	32.0	13.50	11.50
YCD42B21(H,S)	YP9C100C16MP13C	21.0	CF/CM64D	1425	42.0	33.0	13.50	11.75
YCD42B21(H,S)	YP9C100C20MP13C	21.0	CF/CM/CU42C	1350	42.0	32.6	13.25	11.50
YCD42B21(H,S)	YP9C100C20MP13C	21.0	CF/CM/CU42D	1350	42.0	32.6	13.50	11.75
YCD42B21(H,S)	YP9C100C20MP13C	21.0	CF/CM/CU48C	1350	42.0	32.4	13.50	11.50
YCD42B21(H,S)	YP9C100C20MP13C	21.0	CF/CM/CU48D	1350	42.0	32.4	13.75	11.75
YCD42B21(H,S)	YP9C100C20MP13C	21.0	CF/CM/CU60C	1275	42.0	31.8	13.50	11.50
YCD42B21(H,S)	YP9C100C20MP13C	21.0	CF/CM/CU60D	1350	42.0	32.6	13.75	11.75
YCD42B21(H,S)	YP9C100C20MP13C	21.0	CF/CM64D	1350	42.0	32.4	13.75	11.75
YCD42B21(H,S)	YP9C120D20MP13C	24.5	CF/CM/CU42D	1400	42.0	32.8	13.50	11.50
YCD42B21(H,S)	YP9C120D20MP13C	24.5	CF/CM/CU48D	1400	42.0	33.0	13.75	11.75
YCD42B21(H,S)	YP9C120D20MP13C	24.5	CF/CM/CU60D	1400	42.0	33.0	14.00	12.00
YCD42B21(H,S)	YP9C120D20MP13C	24.5	CF/CM64D	1400	42.0	33.0	14.00	12.00
YCD42B21(H,S)	YPLC080C16MP13C	21.0	CF/CM/CU42C	1375	42.0	32.6	13.50	11.50
YCD42B21(H,S)	YPLC080C16MP13C	21.0	CF/CM/CU42D	1375	42.0	32.8	13.50	11.75
YCD42B21(H,S)	YPLC080C16MP13C	21.0	CF/CM/CU48C	1375	42.0	32.6	13.50	11.50
YCD42B21(H,S)	YPLC080C16MP13C	21.0	CF/CM/CU48D	1375	42.0	32.6	13.75	11.75

**COOLING CAPACITY - With High Efficiency Motor Furnaces<sup>1</sup> (Continued)**

UNIT MODEL	FURNACE		COIL MODEL <sup>2</sup>	COOLING				
	MODEL	WIDTH		RATED CFM	NET MBH		SEER	EER
					TOTAL	SENS.		
YCD42B21(H,S)	YPLC080C16MP13C	21.0	CF/CM/CU60C	1425	42.0	33.4	13.50	11.75
YCD42B21(H,S)	YPLC080C16MP13C	21.0	CF/CM/CU60D	1425	42.0	33.4	13.75	11.75
YCD42B21(H,S)	YPLC080C16MP13C	21.0	CF/CM64D	1375	42.0	32.8	13.75	11.75
YCD42B21(H,S)	YPLC100C16MP13C	21.0	CF/CM/CU42C	1375	42.0	32.6	13.50	11.50
YCD42B21(H,S)	YPLC100C16MP13C	21.0	CF/CM/CU42D	1375	42.0	32.8	13.50	11.75
YCD42B21(H,S)	YPLC100C16MP13C	21.0	CF/CM/CU48C	1375	42.0	32.6	13.50	11.50
YCD42B21(H,S)	YPLC100C16MP13C	21.0	CF/CM/CU48D	1375	42.0	32.6	13.75	11.75
YCD42B21(H,S)	YPLC100C16MP13C	21.0	CF/CM/CU60C	1425	42.0	33.4	13.50	11.75
YCD42B21(H,S)	YPLC100C16MP13C	21.0	CF/CM/CU60D	1425	42.0	33.4	13.75	11.75
YCD42B21(H,S)	YPLC100C16MP13C	21.0	CF/CM64D	1375	42.0	32.8	13.75	11.75
YCD42B21(H,S)	YPLC100C20MP13C	21.0	CF/CM/CU42C	1375	42.0	32.6	13.50	11.50
YCD42B21(H,S)	YPLC100C20MP13C	21.0	CF/CM/CU42D	1375	42.0	32.6	13.75	12.20
YCD42B21(H,S)	YPLC100C20MP13C	21.0	CF/CM/CU48C	1375	42.0	32.6	13.50	11.50
YCD42B21(H,S)	YPLC100C20MP13C	21.0	CF/CM/CU48D	1375	42.0	32.6	13.50	11.50
YCD42B21(H,S)	YPLC100C20MP13C	21.0	CF/CM/CU60C	1375	42.0	32.8	13.50	11.50
YCD42B21(H,S)	YPLC100C20MP13C	21.0	CF/CM/CU60D	1425	42.0	33.4	13.50	11.50
YCD42B21(H,S)	YPLC100C20MP13C	21.0	CF/CM64D	1375	42.0	32.6	13.75	11.75
YCD42B21(H,S)	YPLC120C20MP13C	21.0	CF/CM/CU42C	1375	42.0	32.6	13.50	11.50
YCD42B21(H,S)	YPLC120C20MP13C	21.0	CF/CM/CU42D	1375	42.0	32.6	13.75	12.20
YCD42B21(H,S)	YPLC120C20MP13C	21.0	CF/CM/CU48C	1375	42.0	32.6	13.50	11.50
YCD42B21(H,S)	YPLC120C20MP13C	21.0	CF/CM/CU48D	1375	42.0	32.6	13.50	11.50
YCD42B21(H,S)	YPLC120C20MP13C	21.0	CF/CM/CU60C	1375	42.0	32.8	13.50	11.50
YCD42B21(H,S)	YPLC120C20MP13C	21.0	CF/CM/CU60D	1425	42.0	33.4	13.50	11.50
YCD42B21(H,S)	YPLC120C20MP13C	21.0	CF/CM64D	1375	42.0	32.6	13.75	11.75
YCD48B21S	TM8V080C16MP12C	21.0	CF/CM/CU48C	1425	46.5	34.8	13.75	11.75
YCD48B21S	TM8V080C16MP12C	21.0	CF/CM/CU48D	1425	47.0	35.2	13.75	11.75
YCD48B21S	TM8V080C16MP12C	21.0	CF/CM/CU60C	1425	47.0	35.2	14.00	11.75
YCD48B21S	TM8V080C16MP12C	21.0	CF/CM/CU60D	1425	47.0	35.0	14.00	11.75
YCD48B21S	TM8V080C16MP12C	21.0	CF/CM64D	1425	48.0	35.8	14.25	12.00
YCD48B21S	TM8V100C16MP12C	21.0	CF/CM/CU48C	1425	46.5	34.8	13.75	11.75
YCD48B21S	TM8V100C16MP12C	21.0	CF/CM/CU48D	1425	47.0	35.2	13.75	11.75
YCD48B21S	TM8V100C16MP12C	21.0	CF/CM/CU60C	1425	47.0	35.2	14.00	11.75
YCD48B21S	TM8V100C16MP12C	21.0	CF/CM/CU60D	1425	47.0	35.0	14.00	11.75
YCD48B21S	TM8V100C16MP12C	21.0	CF/CM64D	1425	48.0	35.8	14.25	12.00
YCD48B21S	TM8V100C20MP12C	21.0	CF/CM/CU48C	1425	47.0	35.2	14.00	11.75
YCD48B21S	TM8V100C20MP12C	21.0	CF/CM/CU48D	1475	47.5	36.0	14.25	12.25
YCD48B21S	TM8V100C20MP12C	21.0	CF/CM/CU60C	1425	47.5	35.4	14.00	11.75
YCD48B21S	TM8V100C20MP12C	21.0	CF/CM/CU60D	1475	48.0	36.2	14.00	11.75
YCD48B21S	TM8V100C20MP12C	21.0	CF/CM64D	1375	47.5	34.8	14.50	12.00
YCD48B21S	TM8V120C20MP12C	21.0	CF/CM/CU48C	1425	47.0	35.2	14.00	11.75
YCD48B21S	TM8V120C20MP12C	21.0	CF/CM/CU48D	1475	47.5	36.0	14.25	12.25
YCD48B21S	TM8V120C20MP12C	21.0	CF/CM/CU60C	1425	47.5	35.4	14.00	11.75
YCD48B21S	TM8V120C20MP12C	21.0	CF/CM/CU60D	1475	48.0	36.2	14.00	11.75
YCD48B21S	TM8V120C20MP12C	21.0	CF/CM64D	1375	47.5	34.8	14.50	12.00
YCD48B21S	TM8X080C16MP11	21.0	CF/CM/CU48C	1350	46.0	33.6	13.75	11.75
YCD48B21S	TM8X080C16MP11	21.0	CF/CM/CU48D	1375	46.5	34.4	13.75	11.75
YCD48B21S	TM8X080C16MP11	21.0	CF/CM/CU60C	1350	46.5	34.0	14.00	11.75
YCD48B21S	TM8X080C16MP11	21.0	CF/CM/CU60D	1375	46.5	34.2	14.00	11.75
YCD48B21S	TM8X080C16MP11	21.0	CF/CM64D	1350	47.0	34.2	14.25	12.00
YCD48B21S	TM8X100C16MP11	21.0	CF/CM/CU48C	1350	46.0	33.6	13.75	11.75
YCD48B21S	TM8X100C16MP11	21.0	CF/CM/CU48D	1375	46.5	34.4	13.75	11.75
YCD48B21S	TM8X100C16MP11	21.0	CF/CM/CU60C	1350	46.5	34.0	14.00	11.75
YCD48B21S	TM8X100C16MP11	21.0	CF/CM/CU60D	1375	46.5	34.2	14.00	11.75

**COOLING CAPACITY - With High Efficiency Motor Furnaces<sup>1</sup> (Continued)**

UNIT MODEL	FURNACE		COIL MODEL <sup>2</sup>	COOLING				
	MODEL	WIDTH		RATED CFM	NET MBH		SEER	EER
					TOTAL	SENS.		
YCD48B21S	TM8X100C16MP11	21.0	CF/CM64D	1350	47.0	34.2	14.25	12.00
YCD48B21S	TM8X100C20MP11	21.0	CF/CM/CU48C	1375	46.5	34.4	14.00	11.75
YCD48B21S	TM8X100C20MP11	21.0	CF/CM/CU48D	1400	47.0	35.2	14.00	12.25
YCD48B21S	TM8X100C20MP11	21.0	CF/CM/CU60C	1375	47.0	34.6	14.25	12.25
YCD48B21S	TM8X100C20MP11	21.0	CF/CM/CU60D	1600	48.0	37.4	14.25	12.00
YCD48B21S	TM8X100C20MP11	21.0	CF/CM64D	1375	47.5	34.8	14.25	12.25
YCD48B21S	TM8X120C20MP11	21.0	CF/CM/CU48C	1375	46.5	34.4	14.00	11.75
YCD48B21S	TM8X120C20MP11	21.0	CF/CM/CU48D	1400	47.0	35.2	14.00	12.25
YCD48B21S	TM8X120C20MP11	21.0	CF/CM/CU60C	1375	47.0	34.6	14.25	12.25
YCD48B21S	TM8X120C20MP11	21.0	CF/CM/CU60D	1600	48.0	37.4	14.25	12.00
YCD48B21S	TM8X120C20MP11	21.0	CF/CM64D	1375	47.5	34.8	14.25	12.25
YCD48B21S	TM8Y080C16MP11	21.0	CF/CM/CU48C	1350	46.0	33.6	13.75	11.75
YCD48B21S	TM8Y080C16MP11	21.0	CF/CM/CU48D	1375	46.5	34.4	13.75	11.75
YCD48B21S	TM8Y080C16MP11	21.0	CF/CM/CU60C	1350	46.5	34.0	14.00	11.75
YCD48B21S	TM8Y080C16MP11	21.0	CF/CM/CU60D	1375	46.5	34.2	14.00	11.75
YCD48B21S	TM8Y080C16MP11	21.0	CF/CM64D	1350	47.0	34.2	14.25	12.00
YCD48B21S	TM8Y100C16MP11	21.0	CF/CM/CU48C	1350	46.0	33.6	13.75	11.75
YCD48B21S	TM8Y100C16MP11	21.0	CF/CM/CU48D	1375	46.5	34.4	13.75	11.75
YCD48B21S	TM8Y100C16MP11	21.0	CF/CM/CU60C	1350	46.5	34.0	14.00	11.75
YCD48B21S	TM8Y100C16MP11	21.0	CF/CM/CU60D	1375	46.5	34.2	14.00	11.75
YCD48B21S	TM8Y100C16MP11	21.0	CF/CM64D	1350	47.0	34.2	14.25	12.00
YCD48B21S	TM8Y100C20MP11	21.0	CF/CM/CU48C	1375	46.5	34.4	14.00	11.75
YCD48B21S	TM8Y100C20MP11	21.0	CF/CM/CU48D	1400	47.0	35.2	14.00	12.25
YCD48B21S	TM8Y100C20MP11	21.0	CF/CM/CU60C	1375	47.0	34.6	14.25	12.25
YCD48B21S	TM8Y100C20MP11	21.0	CF/CM/CU60D	1600	48.0	37.4	14.25	12.00
YCD48B21S	TM8Y100C20MP11	21.0	CF/CM64D	1375	47.5	34.8	14.25	12.25
YCD48B21S	TM8Y120C20MP11	21.0	CF/CM/CU48C	1375	46.5	34.4	14.00	11.75
YCD48B21S	TM8Y120C20MP11	21.0	CF/CM/CU48D	1400	47.0	35.2	14.00	12.25
YCD48B21S	TM8Y120C20MP11	21.0	CF/CM/CU60C	1375	47.0	34.6	14.25	12.25
YCD48B21S	TM8Y120C20MP11	21.0	CF/CM/CU60D	1600	48.0	37.4	14.25	12.00
YCD48B21S	TM8Y120C20MP11	21.0	CF/CM64D	1375	47.5	34.8	14.25	12.25
YCD48B21S	TM9E100C16MP11	21.0	CF/CM/CU48C	1400	46.5	34.8	13.50	11.75
YCD48B21S	TM9E100C16MP11	21.0	CF/CM/CU48D	1400	46.5	34.8	13.50	11.75
YCD48B21S	TM9E100C16MP11	21.0	CF/CM/CU60C	1400	46.5	34.6	13.75	11.75
YCD48B21S	TM9E100C16MP11	21.0	CF/CM/CU60D	1425	47.0	35.0	13.75	11.75
YCD48B21S	TM9E100C16MP11	21.0	CF/CM64D	1400	47.5	35.0	14.00	11.75
YCD48B21S	TM9E100C20MP11	21.0	CF/CM/CU48C	1350	46.0	33.6	13.75	11.75
YCD48B21S	TM9E100C20MP11	21.0	CF/CM/CU48D	1350	46.0	33.6	13.75	11.75
YCD48B21S	TM9E100C20MP11	21.0	CF/CM/CU60C	1325	46.0	33.4	14.00	11.75
YCD48B21S	TM9E100C20MP11	21.0	CF/CM/CU60D	1350	46.5	34.0	14.00	12.00
YCD48B21S	TM9E100C20MP11	21.0	CF/CM64D	1350	47.0	34.2	14.25	12.00
YCD48B21S	TM9E120D20MP11	24.5	CF/CM/CU48D	1400	46.5	34.8	14.00	12.00
YCD48B21S	TM9E120D20MP11	24.5	CF/CM/CU60D	1600	48.0	37.4	14.25	12.25
YCD48B21S	TM9E120D20MP11	24.5	CF/CM64D	1575	48.0	37.2	14.50	12.25
YCD48B21S	TM9V100C16MP12C	21.0	CF/CM/CU48C	1325	46.0	33.4	13.75	11.75
YCD48B21S	TM9V100C16MP12C	21.0	CF/CM/CU48D	1425	47.0	35.2	14.00	12.00
YCD48B21S	TM9V100C16MP12C	21.0	CF/CM/CU60C	1425	47.0	35.2	14.00	11.75
YCD48B21S	TM9V100C16MP12C	21.0	CF/CM/CU60D	1475	47.5	36.0	14.00	11.75
YCD48B21S	TM9V100C16MP12C	21.0	CF/CM64D	1325	47.0	34.0	14.25	12.25
YCD48B21S	TM9V100C20MP12C	21.0	CF/CM/CU48C	1350	46.0	33.6	13.50	11.25
YCD48B21S	TM9V100C20MP12C	21.0	CF/CM/CU48D	1350	46.0	33.8	13.75	11.75
YCD48B21S	TM9V100C20MP12C	21.0	CF/CM/CU60C	1475	47.5	36.0	13.75	11.50
YCD48B21S	TM9V100C20MP12C	21.0	CF/CM/CU60D	1475	47.5	36.0	14.00	12.00

**COOLING CAPACITY - With High Efficiency Motor Furnaces<sup>1</sup> (Continued)**

UNIT MODEL	FURNACE		COIL MODEL <sup>2</sup>	COOLING				
	MODEL	WIDTH		RATED CFM	NET MBH		SEER	EER
					TOTAL	SENS.		
YCD48B21S	TM9V100C20MP12C	21.0	CF/CM64D	1475	48.0	36.0	14.25	12.25
YCD48B21S	TM9V120D20MP12C	24.5	CF/CM/CU48D	1400	47.0	35.2	14.00	12.00
YCD48B21S	TM9V120D20MP12C	24.5	CF/CM/CU60D	1575	48.0	37.0	14.25	12.25
YCD48B21S	TM9V120D20MP12C	24.5	CF/CM64D	1575	48.0	37.2	14.50	11.75
YCD48B21S	TM9Y100C16MP11	21.0	CF/CM/CU48C	1400	46.5	34.8	13.50	11.75
YCD48B21S	TM9Y100C16MP11	21.0	CF/CM/CU48D	1400	46.5	34.8	13.50	11.75
YCD48B21S	TM9Y100C16MP11	21.0	CF/CM/CU60C	1400	46.5	34.6	13.75	11.75
YCD48B21S	TM9Y100C16MP11	21.0	CF/CM/CU60D	1425	47.0	35.0	13.75	11.75
YCD48B21S	TM9Y100C16MP11	21.0	CF/CM64D	1400	47.5	35.0	14.00	11.75
YCD48B21S	TM9Y100C20MP11	21.0	CF/CM/CU48C	1350	46.0	33.6	13.75	11.75
YCD48B21S	TM9Y100C20MP11	21.0	CF/CM/CU48D	1350	46.0	33.6	13.75	11.75
YCD48B21S	TM9Y100C20MP11	21.0	CF/CM/CU60C	1325	46.0	33.4	14.00	11.75
YCD48B21S	TM9Y100C20MP11	21.0	CF/CM/CU60D	1350	46.5	34.0	14.00	12.00
YCD48B21S	TM9Y100C20MP11	21.0	CF/CM64D	1350	47.0	34.2	14.25	12.00
YCD48B21S	TM9Y120D20MP11	24.5	CF/CM/CU48D	1400	46.5	34.8	14.00	12.00
YCD48B21S	TM9Y120D20MP11	24.5	CF/CM/CU60D	1600	48.0	37.4	14.25	12.25
YCD48B21S	TM9Y120D20MP11	24.5	CF/CM64D	1575	48.0	37.2	14.50	12.25
YCD48B21S	TMLV080C16MP12C	21.0	CF/CM/CU48C	1425	46.5	34.8	13.75	11.75
YCD48B21S	TMLV080C16MP12C	21.0	CF/CM/CU48D	1425	47.0	35.2	13.75	11.75
YCD48B21S	TMLV080C16MP12C	21.0	CF/CM/CU60C	1425	47.0	35.2	14.00	11.75
YCD48B21S	TMLV080C16MP12C	21.0	CF/CM/CU60D	1425	47.0	35.0	14.00	11.75
YCD48B21S	TMLV080C16MP12C	21.0	CF/CM64D	1425	48.0	35.8	14.25	12.00
YCD48B21S	TMLV100C16MP12C	21.0	CF/CM/CU48C	1425	46.5	34.8	13.75	11.75
YCD48B21S	TMLV100C16MP12C	21.0	CF/CM/CU48D	1425	47.0	35.2	13.75	11.75
YCD48B21S	TMLV100C16MP12C	21.0	CF/CM/CU60C	1425	47.0	35.2	14.00	11.75
YCD48B21S	TMLV100C16MP12C	21.0	CF/CM/CU60D	1425	47.0	35.0	14.00	11.75
YCD48B21S	TMLV100C16MP12C	21.0	CF/CM64D	1425	48.0	35.8	14.25	12.00
YCD48B21S	TMLV100C20MP12C	21.0	CF/CM/CU48C	1425	47.0	35.2	14.00	11.75
YCD48B21S	TMLV100C20MP12C	21.0	CF/CM/CU48D	1475	47.5	36.0	14.25	12.25
YCD48B21S	TMLV100C20MP12C	21.0	CF/CM/CU60C	1425	47.5	35.4	14.00	11.75
YCD48B21S	TMLV100C20MP12C	21.0	CF/CM/CU60D	1475	48.0	36.2	14.00	11.75
YCD48B21S	TMLV100C20MP12C	21.0	CF/CM64D	1375	47.5	34.8	14.50	12.00
YCD48B21S	TMLV120C20MP12C	21.0	CF/CM/CU48C	1425	47.0	35.2	14.00	11.75
YCD48B21S	TMLV120C20MP12C	21.0	CF/CM/CU48D	1475	47.5	36.0	14.25	12.25
YCD48B21S	TMLV120C20MP12C	21.0	CF/CM/CU60C	1425	47.5	35.4	14.00	11.75
YCD48B21S	TMLV120C20MP12C	21.0	CF/CM/CU60D	1475	48.0	36.2	14.00	11.75
YCD48B21S	TMLV120C20MP12C	21.0	CF/CM64D	1375	47.5	34.8	14.50	12.00
YCD48B21S	TMLX080C16MP11	21.0	CF/CM/CU48C	1350	46.0	33.6	13.75	11.75
YCD48B21S	TMLX080C16MP11	21.0	CF/CM/CU48D	1375	46.5	34.4	13.75	11.75
YCD48B21S	TMLX080C16MP11	21.0	CF/CM/CU60C	1350	46.5	34.0	14.00	11.75
YCD48B21S	TMLX080C16MP11	21.0	CF/CM/CU60D	1375	46.5	34.2	14.00	11.75
YCD48B21S	TMLX080C16MP11	21.0	CF/CM64D	1350	47.0	34.2	14.25	12.00
YCD48B21S	TMLX100C16MP11	21.0	CF/CM/CU48C	1350	46.0	33.6	13.75	11.75
YCD48B21S	TMLX100C16MP11	21.0	CF/CM/CU48D	1375	46.5	34.4	13.75	11.75
YCD48B21S	TMLX100C16MP11	21.0	CF/CM/CU60C	1350	46.5	34.0	14.00	11.75
YCD48B21S	TMLX100C16MP11	21.0	CF/CM/CU60D	1375	46.5	34.2	14.00	11.75
YCD48B21S	TMLX100C16MP11	21.0	CF/CM64D	1350	47.0	34.2	14.25	12.00
YCD48B21S	TMLX100C20MP11	21.0	CF/CM/CU48C	1375	46.5	34.4	14.00	11.75
YCD48B21S	TMLX100C20MP11	21.0	CF/CM/CU48D	1400	47.0	35.2	14.00	12.25
YCD48B21S	TMLX100C20MP11	21.0	CF/CM/CU60C	1375	47.0	34.6	14.25	12.25
YCD48B21S	TMLX100C20MP11	21.0	CF/CM/CU60D	1600	48.0	37.4	14.25	12.00
YCD48B21S	TMLX100C20MP11	21.0	CF/CM64D	1375	47.5	34.8	14.25	12.25
YCD48B21S	TMLX120C20MP11	21.0	CF/CM/CU48C	1375	46.5	34.4	14.00	11.75

**COOLING CAPACITY - With High Efficiency Motor Furnaces<sup>1</sup> (Continued)**

UNIT MODEL	FURNACE		COIL MODEL <sup>2</sup>	COOLING				
	MODEL	WIDTH		RATED CFM	NET MBH		SEER	EER
					TOTAL	SENS.		
YCD48B21S	TMLX120C20MP11	21.0	CF/CM/CU48D	1400	47.0	35.2	14.00	12.25
YCD48B21S	TMLX120C20MP11	21.0	CF/CM/CU60C	1375	47.0	34.6	14.25	12.25
YCD48B21S	TMLX120C20MP11	21.0	CF/CM/CU60D	1600	48.0	37.4	14.25	12.00
YCD48B21S	TMLX120C20MP11	21.0	CF/CM64D	1375	47.5	34.8	14.25	12.25
YCD48B21S	TP9C100C16MP13C	21.0	CF/CM/CU48C	1325	46.0	33.4	13.75	11.75
YCD48B21S	TP9C100C16MP13C	21.0	CF/CM/CU48D	1425	47.0	35.2	14.00	12.00
YCD48B21S	TP9C100C16MP13C	21.0	CF/CM/CU60C	1425	47.0	35.2	14.00	11.75
YCD48B21S	TP9C100C16MP13C	21.0	CF/CM/CU60D	1475	47.5	36.0	14.00	11.75
YCD48B21S	TP9C100C16MP13C	21.0	CF/CM64D	1325	47.0	34.0	14.25	12.25
YCD48B21S	TP9C100C20MP13C	21.0	CF/CM/CU48C	1350	46.0	33.6	13.50	11.25
YCD48B21S	TP9C100C20MP13C	21.0	CF/CM/CU48D	1350	46.0	33.8	13.75	11.75
YCD48B21S	TP9C100C20MP13C	21.0	CF/CM/CU60C	1475	47.5	36.0	13.75	11.50
YCD48B21S	TP9C100C20MP13C	21.0	CF/CM/CU60D	1475	47.5	36.0	14.00	12.00
YCD48B21S	TP9C100C20MP13C	21.0	CF/CM64D	1475	48.0	36.0	14.25	12.25
YCD48B21S	TP9C120D20MP13C	24.5	CF/CM/CU48D	1400	47.0	35.2	14.00	12.00
YCD48B21S	TP9C120D20MP13C	24.5	CF/CM/CU60D	1575	48.0	37.0	14.25	12.25
YCD48B21S	TP9C120D20MP13C	24.5	CF/CM64D	1575	48.0	37.2	14.50	11.75
YCD48B21S	TPLC080C16MP13C	21.0	CF/CM/CU48C	1425	46.5	34.8	13.75	11.75
YCD48B21S	TPLC080C16MP13C	21.0	CF/CM/CU48D	1425	47.0	35.2	13.75	11.75
YCD48B21S	TPLC080C16MP13C	21.0	CF/CM/CU60C	1425	47.0	35.2	14.00	11.75
YCD48B21S	TPLC080C16MP13C	21.0	CF/CM/CU60D	1425	47.0	35.0	14.00	11.75
YCD48B21S	TPLC080C16MP13C	21.0	CF/CM64D	1425	48.0	35.8	14.25	12.00
YCD48B21S	TPLC100C16MP13C	21.0	CF/CM/CU48C	1425	46.5	34.8	13.75	11.75
YCD48B21S	TPLC100C16MP13C	21.0	CF/CM/CU48D	1425	47.0	35.2	13.75	11.75
YCD48B21S	TPLC100C16MP13C	21.0	CF/CM/CU60C	1425	47.0	35.2	14.00	11.75
YCD48B21S	TPLC100C16MP13C	21.0	CF/CM/CU60D	1425	47.0	35.0	14.00	11.75
YCD48B21S	TPLC100C16MP13C	21.0	CF/CM64D	1425	48.0	35.8	14.25	12.00
YCD48B21S	TPLC100C20MP13C	21.0	CF/CM/CU48C	1425	47.0	35.2	14.00	11.75
YCD48B21S	TPLC100C20MP13C	21.0	CF/CM/CU48D	1475	47.5	36.0	14.25	12.25
YCD48B21S	TPLC100C20MP13C	21.0	CF/CM/CU60C	1425	47.5	35.4	14.00	11.75
YCD48B21S	TPLC100C20MP13C	21.0	CF/CM/CU60D	1475	48.0	36.2	14.00	11.75
YCD48B21S	TPLC100C20MP13C	21.0	CF/CM64D	1375	47.5	34.8	14.50	12.00
YCD48B21S	TPLC120C20MP13C	21.0	CF/CM/CU48C	1425	47.0	35.2	14.00	11.75
YCD48B21S	TPLC120C20MP13C	21.0	CF/CM/CU48D	1475	47.5	36.0	14.25	12.25
YCD48B21S	TPLC120C20MP13C	21.0	CF/CM/CU60C	1425	47.5	35.4	14.00	11.75
YCD48B21S	TPLC120C20MP13C	21.0	CF/CM/CU60D	1475	48.0	36.2	14.00	11.75
YCD48B21S	TPLC120C20MP13C	21.0	CF/CM64D	1375	47.5	34.8	14.50	12.00
YCD48B21S	YP9C100C16MP13C	21.0	CF/CM/CU48C	1325	46.0	33.4	13.75	11.75
YCD48B21S	YP9C100C16MP13C	21.0	CF/CM/CU48D	1425	47.0	35.2	14.00	12.00
YCD48B21S	YP9C100C16MP13C	21.0	CF/CM/CU60C	1425	47.0	35.2	14.00	11.75
YCD48B21S	YP9C100C16MP13C	21.0	CF/CM/CU60D	1475	47.5	36.0	14.00	11.75
YCD48B21S	YP9C100C16MP13C	21.0	CF/CM64D	1325	47.0	34.0	14.25	12.25
YCD48B21S	YP9C100C20MP13C	21.0	CF/CM/CU48C	1350	46.0	33.6	13.50	11.25
YCD48B21S	YP9C100C20MP13C	21.0	CF/CM/CU48D	1350	46.0	33.8	13.75	11.75
YCD48B21S	YP9C100C20MP13C	21.0	CF/CM/CU60C	1475	47.5	36.0	13.75	11.50
YCD48B21S	YP9C100C20MP13C	21.0	CF/CM/CU60D	1475	47.5	36.0	14.00	12.00
YCD48B21S	YP9C100C20MP13C	21.0	CF/CM64D	1475	48.0	36.0	14.25	12.25
YCD48B21S	YP9C120D20MP13C	24.5	CF/CM/CU48D	1400	47.0	35.2	14.00	12.00
YCD48B21S	YP9C120D20MP13C	24.5	CF/CM/CU60D	1575	48.0	37.0	14.25	12.25
YCD48B21S	YP9C120D20MP13C	24.5	CF/CM64D	1575	48.0	37.2	14.50	11.75
YCD48B21S	YPLC080C16MP13C	21.0	CF/CM/CU48C	1425	46.5	34.8	13.75	11.75
YCD48B21S	YPLC080C16MP13C	21.0	CF/CM/CU48D	1425	47.0	35.2	13.75	11.75
YCD48B21S	YPLC080C16MP13C	21.0	CF/CM/CU60C	1425	47.0	35.2	14.00	11.75

**COOLING CAPACITY - With High Efficiency Motor Furnaces<sup>1</sup> (Continued)**

UNIT MODEL	FURNACE		COIL MODEL <sup>2</sup>	COOLING				
	MODEL	WIDTH		RATED CFM	NET MBH		SEER	EER
					TOTAL	SENS.		
YCD48B21S	YPLC080C16MP13C	21.0	CF/CM/CU60D	1425	47.0	35.0	14.00	11.75
YCD48B21S	YPLC080C16MP13C	21.0	CF/CM64D	1425	48.0	35.8	14.25	12.00
YCD48B21S	YPLC100C16MP13C	21.0	CF/CM/CU48C	1425	46.5	34.8	13.75	11.75
YCD48B21S	YPLC100C16MP13C	21.0	CF/CM/CU48D	1425	47.0	35.2	13.75	11.75
YCD48B21S	YPLC100C16MP13C	21.0	CF/CM/CU60C	1425	47.0	35.2	14.00	11.75
YCD48B21S	YPLC100C16MP13C	21.0	CF/CM/CU60D	1425	47.0	35.0	14.00	11.75
YCD48B21S	YPLC100C16MP13C	21.0	CF/CM64D	1425	48.0	35.8	14.25	12.00
YCD48B21S	YPLC100C20MP13C	21.0	CF/CM/CU48C	1425	47.0	35.2	14.00	11.75
YCD48B21S	YPLC100C20MP13C	21.0	CF/CM/CU48D	1475	47.5	36.0	14.25	12.25
YCD48B21S	YPLC100C20MP13C	21.0	CF/CM/CU60C	1425	47.5	35.4	14.00	11.75
YCD48B21S	YPLC100C20MP13C	21.0	CF/CM/CU60D	1475	48.0	36.2	14.00	11.75
YCD48B21S	YPLC100C20MP13C	21.0	CF/CM64D	1375	47.5	34.8	14.50	12.00
YCD48B21S	YPLC120C20MP13C	21.0	CF/CM/CU48C	1425	47.0	35.2	14.00	11.75
YCD48B21S	YPLC120C20MP13C	21.0	CF/CM/CU48D	1475	47.5	36.0	14.25	12.25
YCD48B21S	YPLC120C20MP13C	21.0	CF/CM/CU60C	1425	47.5	35.4	14.00	11.75
YCD48B21S	YPLC120C20MP13C	21.0	CF/CM/CU60D	1475	48.0	36.2	14.00	11.75
YCD48B21S	YPLC120C20MP13C	21.0	CF/CM64D	1375	47.5	34.8	14.50	12.00
YCD60B21S	TM8V080C16MP12C	21.0	CF/CM/CU60D	1700	55.5	42.0	13.00	10.75
YCD60B21S	TM8V100C16MP12C	21.0	CF/CM/CU60D	1700	55.5	42.0	13.00	10.75
YCD60B21S	TM8V100C20MP12C	21.0	CF/CM/CU60C	1625	55.0	40.5	13.00	11.00
YCD60B21S	TM8V100C20MP12C	21.0	CF/CM/CU60D	1625	55.0	40.5	13.25	11.25
YCD60B21S	TM8V100C20MP12C	21.0	CF/CM64D	1550	55.0	40.0	13.00	11.25
YCD60B21S	TM8V120C20MP12C	21.0	CF/CM/CU60C	1625	55.0	40.5	13.00	11.00
YCD60B21S	TM8V120C20MP12C	21.0	CF/CM/CU60D	1625	55.0	40.5	13.25	11.25
YCD60B21S	TM8V120C20MP12C	21.0	CF/CM64D	1550	55.0	40.0	13.00	11.25
YCD60B21S	TM8X080C16MP11	21.0	CF/CM64D	1525	54.5	39.5	13.00	10.75
YCD60B21S	TM8X100C16MP11	21.0	CF/CM64D	1525	54.5	39.5	13.00	10.75
YCD60B21S	TM8X100C20MP11	21.0	CF/CM/CU60C	1550	54.5	39.5	13.25	11.25
YCD60B21S	TM8X100C20MP11	21.0	CF/CM/CU60D	1600	55.0	40.5	13.25	11.25
YCD60B21S	TM8X100C20MP11	21.0	CF/CM64D	1550	55.0	40.0	13.25	11.25
YCD60B21S	TM8X120C20MP11	21.0	CF/CM/CU60C	1550	54.5	39.5	13.25	11.25
YCD60B21S	TM8X120C20MP11	21.0	CF/CM/CU60D	1600	55.0	40.5	13.25	11.25
YCD60B21S	TM8X120C20MP11	21.0	CF/CM64D	1550	55.0	40.0	13.25	11.25
YCD60B21S	TM8Y080C16MP11	21.0	CF/CM64D	1525	54.5	39.5	13.00	10.75
YCD60B21S	TM8Y100C16MP11	21.0	CF/CM64D	1525	54.5	39.5	13.00	10.75
YCD60B21S	TM8Y100C20MP11	21.0	CF/CM/CU60C	1550	54.5	39.5	13.25	11.25
YCD60B21S	TM8Y100C20MP11	21.0	CF/CM/CU60D	1600	55.0	40.5	13.25	11.25
YCD60B21S	TM8Y100C20MP11	21.0	CF/CM64D	1550	55.0	40.0	13.25	11.25
YCD60B21S	TM8Y120C20MP11	21.0	CF/CM/CU60C	1550	54.5	39.5	13.25	11.25
YCD60B21S	TM8Y120C20MP11	21.0	CF/CM/CU60D	1600	55.0	40.5	13.25	11.25
YCD60B21S	TM8Y120C20MP11	21.0	CF/CM64D	1550	55.0	40.0	13.25	11.25
YCD60B21S	TM9E100C20MP11	21.0	CF/CM/CU60C	1525	53.5	38.5	13.00	10.75
YCD60B21S	TM9E100C20MP11	21.0	CF/CM/CU60D	1550	54.0	39.0	13.00	11.25
YCD60B21S	TM9E100C20MP11	21.0	CF/CM64D	1550	55.0	40.0	13.00	11.00
YCD60B21S	TM9E120D20MP11	24.5	CF/CM/CU60D	1600	55.0	41.0	13.25	11.25
YCD60B21S	TM9E120D20MP11	24.5	CF/CM64D	1575	55.5	40.5	13.00	11.25
YCD60B21S	TM9V100C16MP12C	21.0	CF/CM/CU60D	1600	54.5	40.5	13.00	11.00
YCD60B21S	TM9V100C16MP12C	21.0	CF/CM64D	1600	55.5	41.0	13.00	11.00
YCD60B21S	TM9V100C20MP12C	21.0	CF/CM/CU60C	1600	54.5	40.0	13.00	10.75
YCD60B21S	TM9V100C20MP12C	21.0	CF/CM64D	1600	55.5	41.0	13.00	11.00
YCD60B21S	TM9V120D20MP12C	24.5	CF/CM/CU60D	1575	54.5	40.0	13.00	11.00
YCD60B21S	TM9V120D20MP12C	24.5	CF/CM64D	1575	55.5	40.5	13.00	11.25
YCD60B21S	TM9Y100C20MP11	21.0	CF/CM/CU60C	1525	53.5	38.5	13.00	10.75

**COOLING CAPACITY - With High Efficiency Motor Furnaces<sup>1</sup> (Continued)**

UNIT MODEL	FURNACE		COIL MODEL <sup>2</sup>	COOLING				
	MODEL	WIDTH		RATED CFM	NET MBH		SEER	EER
					TOTAL	SENS.		
YCD60B21S	TM9Y100C20MP11	21.0	CF/CM/CU60D	1550	54.0	39.0	13.00	11.25
YCD60B21S	TM9Y100C20MP11	21.0	CF/CM64D	1550	55.0	40.0	13.00	11.00
YCD60B21S	TM9Y120D20MP11	24.5	CF/CM/CU60D	1600	55.0	41.0	13.25	11.25
YCD60B21S	TM9Y120D20MP11	24.5	CF/CM64D	1575	55.5	40.5	13.00	11.25
YCD60B21S	TMLV080C16MP12C	21.0	CF/CM/CU60D	1700	55.5	42.0	13.00	10.75
YCD60B21S	TMLV100C16MP12C	21.0	CF/CM/CU60D	1700	55.5	42.0	13.00	10.75
YCD60B21S	TMLV100C20MP12C	21.0	CF/CM/CU60C	1625	55.0	40.5	13.00	11.00
YCD60B21S	TMLV100C20MP12C	21.0	CF/CM/CU60D	1625	55.0	40.5	13.25	11.25
YCD60B21S	TMLV100C20MP12C	21.0	CF/CM64D	1550	55.0	40.0	13.00	11.25
YCD60B21S	TMLV120C20MP12C	21.0	CF/CM/CU60C	1625	55.0	40.5	13.00	11.00
YCD60B21S	TMLV120C20MP12C	21.0	CF/CM/CU60D	1625	55.0	40.5	13.25	11.25
YCD60B21S	TMLV120C20MP12C	21.0	CF/CM64D	1550	55.0	40.0	13.00	11.25
YCD60B21S	TMLX080C16MP11	21.0	CF/CM64D	1525	54.5	39.5	13.00	10.75
YCD60B21S	TMLX100C16MP11	21.0	CF/CM64D	1525	54.5	39.5	13.00	10.75
YCD60B21S	TMLX100C20MP11	21.0	CF/CM/CU60C	1550	54.5	39.5	13.25	11.25
YCD60B21S	TMLX100C20MP11	21.0	CF/CM/CU60D	1600	55.0	40.5	13.25	11.25
YCD60B21S	TMLX100C20MP11	21.0	CF/CM64D	1550	55.0	40.0	13.25	11.25
YCD60B21S	TMLX120C20MP11	21.0	CF/CM/CU60C	1550	54.5	39.5	13.25	11.25
YCD60B21S	TMLX120C20MP11	21.0	CF/CM/CU60D	1600	55.0	40.5	13.25	11.25
YCD60B21S	TMLX120C20MP11	21.0	CF/CM64D	1550	55.0	40.0	13.25	11.25
YCD60B21S	TP9C100C16MP13C	21.0	CF/CM/CU60D	1600	54.5	40.5	13.00	11.00
YCD60B21S	TP9C100C16MP13C	21.0	CF/CM64D	1600	55.5	41.0	13.00	11.00
YCD60B21S	TP9C100C20MP13C	21.0	CF/CM/CU60C	1600	54.5	40.0	13.00	10.75
YCD60B21S	TP9C100C20MP13C	21.0	CF/CM64D	1600	55.5	41.0	13.00	11.00
YCD60B21S	TP9C120D20MP13C	24.5	CF/CM/CU60D	1575	54.5	40.0	13.00	11.00
YCD60B21S	TP9C120D20MP13C	24.5	CF/CM64D	1575	55.5	40.5	13.00	11.25
YCD60B21S	TPLC080C16MP13C	21.0	CF/CM/CU60D	1700	55.5	42.0	13.00	10.75
YCD60B21S	TPLC100C16MP13C	21.0	CF/CM/CU60D	1700	55.5	42.0	13.00	10.75
YCD60B21S	TPLC100C20MP13C	21.0	CF/CM/CU60C	1625	55.0	40.5	13.00	11.00
YCD60B21S	TPLC100C20MP13C	21.0	CF/CM/CU60D	1625	55.0	40.5	13.25	11.25
YCD60B21S	TPLC100C20MP13C	21.0	CF/CM64D	1550	55.0	40.0	13.00	11.25
YCD60B21S	TPLC120C20MP13C	21.0	CF/CM/CU60C	1625	55.0	40.5	13.00	11.00
YCD60B21S	TPLC120C20MP13C	21.0	CF/CM/CU60D	1625	55.0	40.5	13.25	11.25
YCD60B21S	TPLC120C20MP13C	21.0	CF/CM64D	1550	55.0	40.0	13.00	11.25
YCD60B21S	YP9C100C16MP13C	21.0	CF/CM/CU60D	1600	54.5	40.5	13.00	11.00
YCD60B21S	YP9C100C16MP13C	21.0	CF/CM64D	1600	55.5	41.0	13.00	11.00
YCD60B21S	YP9C100C20MP13C	21.0	CF/CM/CU60C	1600	54.5	40.0	13.00	10.75
YCD60B21S	YP9C100C20MP13C	21.0	CF/CM64D	1600	55.5	41.0	13.00	11.00
YCD60B21S	YP9C120D20MP13C	24.5	CF/CM/CU60D	1575	54.5	40.0	13.00	11.00
YCD60B21S	YP9C120D20MP13C	24.5	CF/CM64D	1575	55.5	40.5	13.00	11.25
YCD60B21S	YPLC080C16MP13C	21.0	CF/CM/CU60D	1700	55.5	42.0	13.00	10.75
YCD60B21S	YPLC100C16MP13C	21.0	CF/CM/CU60D	1700	55.5	42.0	13.00	10.75
YCD60B21S	YPLC100C20MP13C	21.0	CF/CM/CU60C	1625	55.0	40.5	13.00	11.00
YCD60B21S	YPLC100C20MP13C	21.0	CF/CM/CU60D	1625	55.0	40.5	13.25	11.25
YCD60B21S	YPLC100C20MP13C	21.0	CF/CM64D	1550	55.0	40.0	13.00	11.25
YCD60B21S	YPLC120C20MP13C	21.0	CF/CM/CU60C	1625	55.0	40.5	13.00	11.00
YCD60B21S	YPLC120C20MP13C	21.0	CF/CM/CU60D	1625	55.0	40.5	13.25	11.25
YCD60B21S	YPLC120C20MP13C	21.0	CF/CM64D	1550	55.0	40.0	13.00	11.25

For rated condition information, see the footnotes below the System Capacity - Single Piece and Modular Air Handlers table.

1. High Efficiency Motor Furnaces have B.O.D (Blower Off Delay) standard.

2. CM coils available with a factory installed horizontal drain pan. See price pages for specific model number.

PSC furnaces, such as the TG8S, TGLS, and TG9S, use Coil Only Ratings.

## APPLICATIONS AND ACCESSORIES

Refer to Price Manual for specific model numbers.

Standard Application Limits*		
Maximum Lineset Equivalent Length		80 Ft
Outdoor Ambient Temperature Limits		
Cooling Operation	Maximum DB	115°F
	Minimum DB	55°F

\* For Low Ambient and/or Long Lineset Applications, please see the accessories listed below.

**Non-Standard Lineset Applications** - For installations with reduced diameter or long linesets, refer to the current version of the Piping Application Guide P/N 247077, available in the Application Bulletins section on [www.upgnet.com](http://www.upgnet.com).

**OD Unit Anti Short Cycle Kit (10 Pack) S1-2TD08700124BK:** A time delay that prevents rapid compressor restarting as a result of power interruption, limit switch operation, or thermostat resetting. Not required for HP models, or for AC models with factory electronic controls.

**Standard Low Ambient Control Kit S1-2LA06700424:** Allows the use of air conditioning at low outdoor ambient temperatures down to +20°F (-7°C). For use with all R-410A single stage AC & HP models.

**Advanced Low Ambient Control Kit S1-2LA04701024:** Contains the necessary components and controls to allow cooling operation down to -20°F (-29°C). For use with all R-410A single stage AC & HP models.

**Low Pressure Switch Kit S1-2PS06700524:** Provides field installed low pressure (loss of charge) protection. Not required for HP models, or for AC models with factory electronic controls.

**High Ambient Condenser Fan Motor S1-FHM\*\*\*\*HT:** Class F 70°C motor to allow cooling operation up to 160°F air entering the condenser. For use with all R-410A single stage AC & HP models containing R-410A refrigerant only.

**Outdoor Communicating Board Kit (S1-33102952310):** Electronic control upgrade for standard AC & HP units to provide compatibility with the Residential Touch Screen Communicating Control.

**Start Assist Kit S1-2SA067\*\*\*\*:** Provides increased compressor starting torque for areas with low supply voltage. Required for units with recip compressors when applied with indoor TXV, and for all units when applied with long linesets or low ambient kits. May be factory installed on select AC & HP units (see Physical & Electrical Table). See Price Pages or Source1 SmartSearch for the correct kit for each application.

**Compressor Crankcase Heater Kit (S1-025-\*\*\*\*-\*\*\*):** A wrap-around electrical resistance heater that warms the compressor sump, reducing the chance of liquid slugging on startup. Required on all long lineset and low ambient applications. See Price Pages or Source1 SmartSearch for the correct part for each application.

**Indoor Blower-Off Delay Kit S1-2FD06700224:** Provides a 1-minute blower-off delay at the end of the cooling cycle. May be required for retrofits with non-Johnson Controls Unitary Products indoor units. This feature is factory-provided on all JCUP indoor products.

**Support Feet S1-HPRKIT\*\*:** Kit of 5 support feet to raise unit above snow or landscaping. Available in heights of 3", 6" or 12".

**Anchor Bracket Kit S1-1HK0401:** Firmly anchors unit to pad or support structure. When properly installed, approved for ground-mounted or roof-mounted applications.

**Indoor TXV Kit S1-1TVM\*\*\*:** Thermal expansion valves precisely meter refrigerant for optimum performance over a wide range of conditions. See System Charge Table, Price Pages, or Source1 Smart Search for TXV part number for each AC & HP model.

**Wall Mount Kit (S1-ACB\*\*):** Includes two brackets to allow outdoor unit to be securely mounted to a vertical wall. Mounting hardware is field sourced according to the specific application.

**Winter Cover Kit S1-CCVRE\*\*\*\*:** Custom fit winter cover protects AC condensing unit from debris during the off-season. Must be removed prior to unit operation. See Price Pages or Source1 SmartSearch for the correct cover for each application.

**Cold Weather Charging Tent S1-CHGTENT01:** Provides warm environment to accurately service AC & HP systems in ambient conditions 55°F (13°C) or colder.

**Touch-up Paint S1-5130153\*\*\*\*:** Color matched aerosol paint for touching up unit chassis and panels. See Price Pages or Source1 SmartSearch for the correct color for each application.

**Compressor Sound Blanket S1-010-07xxx-000:** A field installed dense foam cover that provides 2dBA sound level reduction. See Price Pages or Source1 SmartSearch for the correct blanket for each application.

**Thermostat:** Compatible thermostat controls are available through accessory sourcing. For optimum performance, these outdoor units are fully compatible with our York Hx™ Touchscreen Thermostats available through Source1. For more information, see the thermostat section of the Product Equipment Catalog.

## SOUND POWER RATINGS

Cooling	Octave Band Sound Power Level (db re. 1-pW)									
Model Number	63	125	250	500	1000	2000	4000	8000	dBA	SQI
YCD18B21(H,S)	69.0	72.1	68.2	72.2	70.3	64.9	64.3	59.4	75.0	19.2
YCD24B21(H,S)	69.6	70.6	69.7	74.4	70.7	66.5	64.8	61.2	76.0	19.1
YCD30B21(H,S)	69.2	69.9	71.2	74.0	70.3	67.1	65.6	60.8	75.0	19.2
YCD36B21(H,S)	55.2	58.3	61.4	68.3	74.0	69.7	66.8	59.9	77.0	19.1
YCD42B21(H,S)	66.2	67.5	69.4	72.8	71.0	68.6	62.8	59.9	76.0	19.1
YCD48B21S	73.0	75.7	70.3	72.0	72.8	65.8	60.8	55.9	76.0	19.1
YCD60B21S	74.6	74.8	71.3	72.5	72.6	68.3	64.9	66.9	77.0	19.0

Rated in accordance with ARI Standard 270.

## MECHANICAL SPECIFICATIONS

### MANUFACTURE AND CERTIFICATIONS

- Units shall be manufactured in an ISO 9001 certified facility.
- Units shall be certified by CSA to UL 1995 / CSA 22.2 and performance certified to ANSI/AHRI Standard 210/240.
- Units shall be sound tested according to ANSI/AHRI Standard 270.
- Certified matched system ratings will be available for download from the AHRI online directory at [www.ahridirectory.org](http://www.ahridirectory.org)
- Unit packaging shall be marked, "Assembled in the USA"

### UNIT APPLICATION

- Units shall be approved for cooling operation between 55°F and 115°F without modification.
- Units shall be approved for linesets up to 80 feet equivalent length without modification.
- Units shall be approved for installation within 6 inches of a flat vertical wall without modification, according to the instructions in the technical literature.
- Units shall be certified to the 5th Edition (2014) of the Florida Building Code for a combined allowable lateral and uplift wind force of 200 psf and 100 psf, respectively, for both ground-mounted and rooftop-mounted applications up to 200 feet above grade with approved mounting kit.
- Units shall be designed to 77dBA or less to minimize sound pollution.

### UNIT ACCESS

- Units shall have a removable fan guard that can be removed independently of the top for interior access through the top of the unit without damaging the coil.
- Units shall have two removable stamped steel coil guards for exterior coil access.
- Units shall have a separate compartment for electrical controls that can be accessed without disturbing the unit airflow.
- Units shall have a blockoff panel that can be removed to provide interior unit access through the side of the unit.
- Units shall have a removable blockoff panel and a swing away removable electrical panel that provides sufficient interior unit access for removing the compressor through the side of the unit.

### UNIT CONSTRUCTION

- Units shall be shipped completely wired, piped and assembled. Wiring pigtails shall be provided for field control wiring connections. Service valves shall be provided for field refrigerant line connections.

- Units shall be factory leak checked, run tested, and shipped with a holding charge of R-410A refrigerant.
- Unit cabinet components shall be G90 equivalent steel finished with powder-coat paint rated at a minimum of 500 hours under ASTM B117 testing.
- Unit base pan shall be stamped G90 equivalent steel finished with powder-coat paint rated at a minimum of 500 hours under ASTM B117 testing.
- Units shall have a single corner post opposite the electrical control box and two independently removable steel coil guard panels to optimize cabinet strength and serviceability.
- Units shall have L-shaped stamped sheet metal coil guards with punched and extruded slots for maximum panel durability and stiffness.
- Units shall have a factory installed filter-drier for faster installation and improved system reliability.
- Unit base valves shall be mounted diagonally on the unit base pan with service ports that provide sufficient clearance for low-loss hose fittings.
- Units shall be constructed with a high pressure switch for system protection.
- Units shall be constructed with all badging and labels applied at the factory.

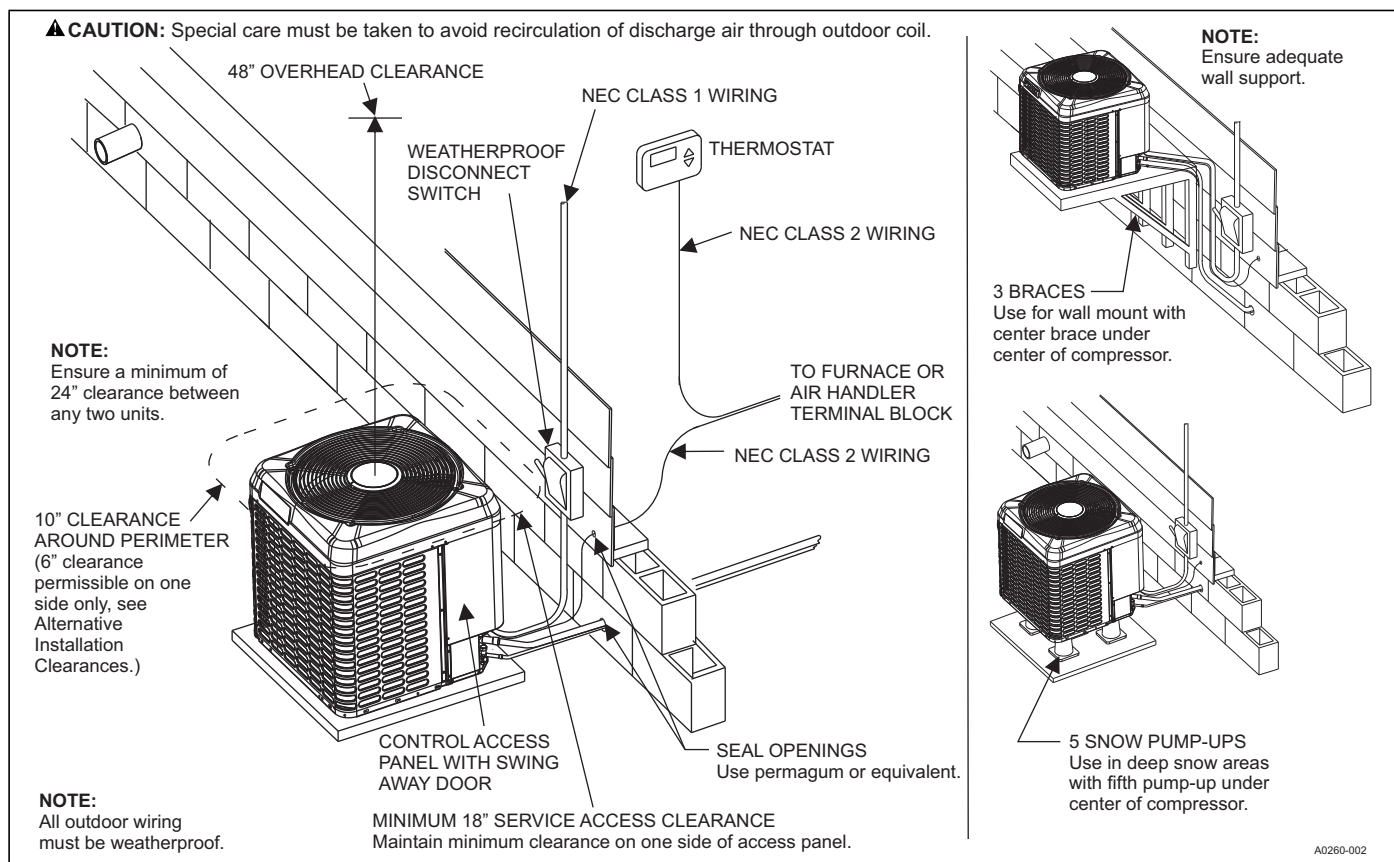
### UNIT COMPONENTS

- Compressor shall be hermetic with internal electrical overload protection and internal overpressure protection.
- Compressor shall be mounted on rubber vibration isolators that do not require the removal of transportation clips or brackets.
- Units shall be constructed with scroll compressors.
- Condenser fan shall be direct drive with vertical air discharge for low sound levels.
- Condenser fan motor shall be totally enclosed with permanently lubricated ball bearings motors approved for vertical shaft applications.
- Condenser coil shall be air cooled and constructed of zinc-coated aluminum microchannel construction for small size and low weight.

### UNIT WARRANTIES

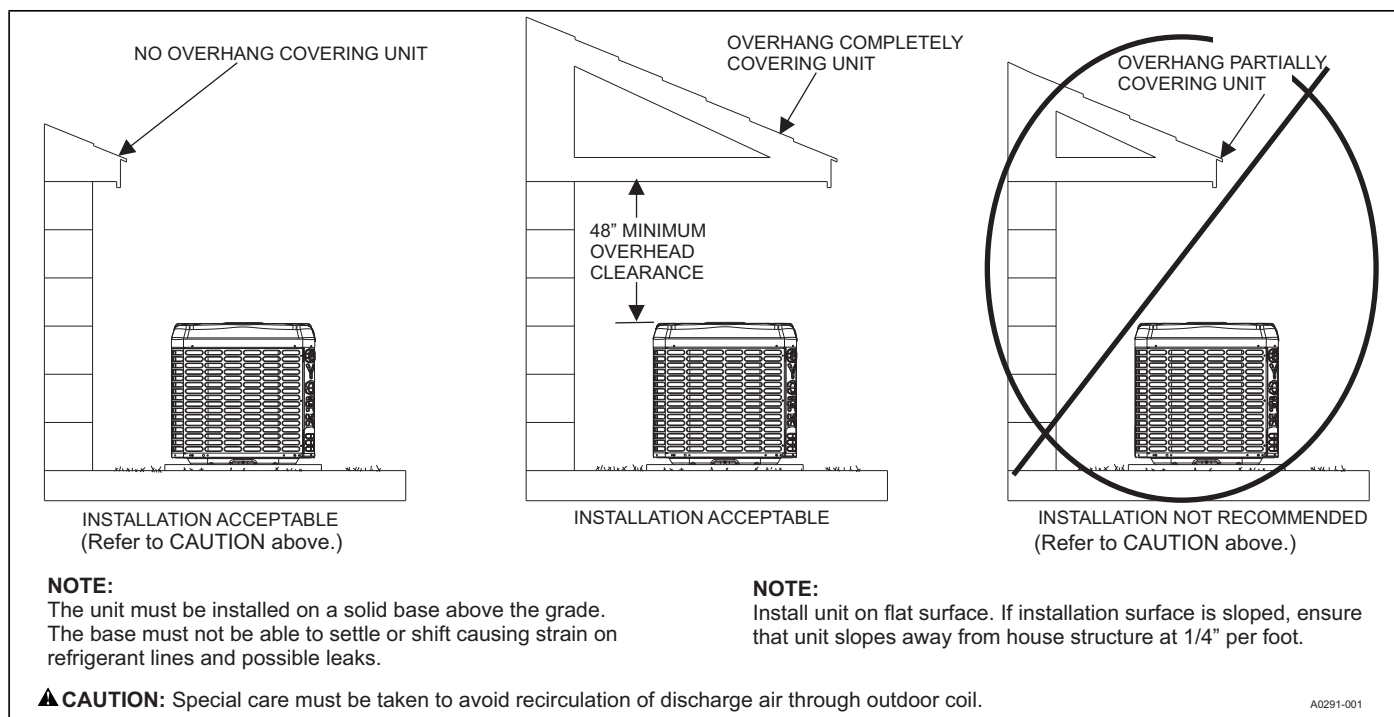
- Unit manufacturer shall provide a 10-Year compressor warranty without a requirement for unit registration.
- Unit manufacturer shall provide a 5-Year parts warranty without a requirement for unit registration.

## TYPICAL INSTALLATION

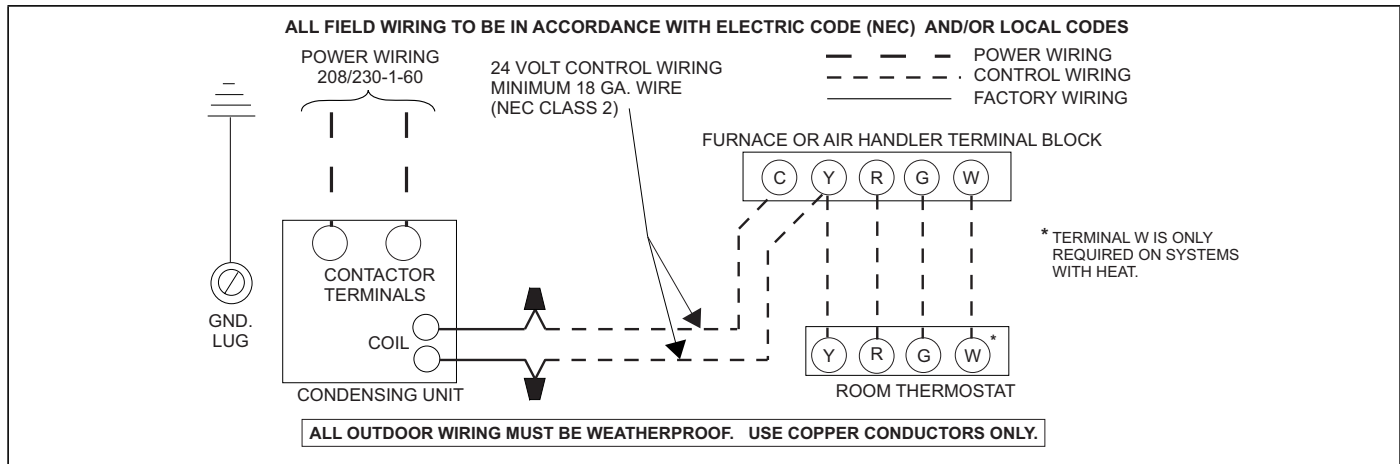


## ▲ CAUTION

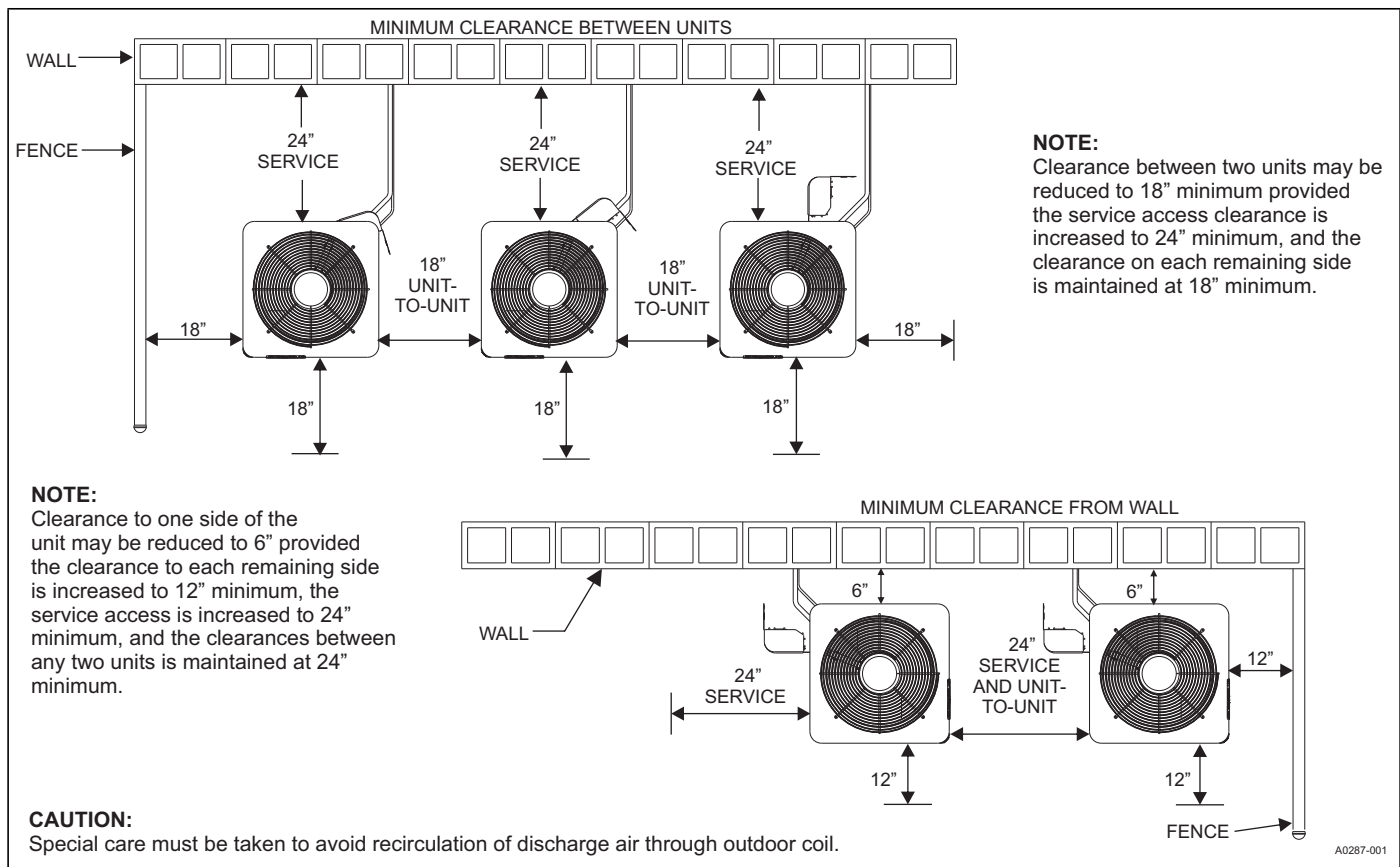
Care must be taken to prevent ice from damaging the unit. Damage may occur from ice falling onto unit from a sloped roof or from a vertical drip line due to a partial overhang.



## TYPICAL FIELD WIRING



## ALTERNATIVE INSTALLATION CLEARANCES



**PERFORMANCE DATA - 1.5 TON**

<b>CONDENSER-ONLY DATA (OUTDOOR UNIT)</b>																
<b>MODEL</b>	<b>SATURATED SUCTION @ COMPRESSOR</b>		<b>Outdoor Ambient Temperature</b>													
			<b>55 °F</b>		<b>65 °F</b>		<b>75 °F</b>		<b>85 °F</b>		<b>95 °F</b>		<b>105 °F</b>		<b>115 °F</b>	
	<b>T (°F)</b>	<b>P (PSIG)</b>	<b>MBH</b>	<b>KW</b>	<b>MBH</b>	<b>KW</b>	<b>MBH</b>	<b>KW</b>	<b>MBH</b>	<b>KW</b>	<b>MBH</b>	<b>KW</b>	<b>MBH</b>	<b>KW</b>	<b>MBH</b>	<b>KW</b>
<b>YCD18B21(H,S)</b>	35	107	17.7	0.93	16.3	1.02	14.6	1.10	12.7	1.17	10.9	1.21	9.1	1.24	7.4	1.25
	40	119	20.3	0.91	18.7	1.02	16.8	1.11	14.8	1.19	12.7	1.25	10.7	1.29	8.8	1.32
	45	130	23.2	0.89	21.4	1.01	19.3	1.12	17.1	1.21	14.8	1.28	12.6	1.34	10.5	1.38
	50	143	26.4	0.87	24.3	1.00	22.0	1.11	19.6	1.22	17.1	1.30	14.7	1.37	12.3	1.43
	55	156	29.7	0.84	27.4	0.98	25.0	1.10	22.4	1.22	19.7	1.31	16.9	1.40	14.4	1.47

**Notes:**

1. For Outdoor Unit (Condenser) performance only. Data does not include the effects of air handler power or heat.
2. Performance based on 15°F subcooling and 15°F superheat at the Outdoor Unit base valves.
  - a. Increase capacity by 1% for each 2°F increase in subcooling.
  - b. Decrease capacity by 1% for each 2°F decrease in subcooling.
3. Maximum recommended condensing temperature is 140°F.

<b>COOLING PERFORMANCE DATA</b>																
<b>OUTDOOR UNIT MODEL NO.</b>			<b>YCD18B21(H,S)</b>													
<b>INDOOR COIL MODEL NO.</b>			<b>CF18AXA1</b>													
<b>AIR TEMP. ENTERING OUTDOOR UNIT (°F)</b>	<b>ID CFM</b>	<b>450</b>					<b>600</b>					<b>750</b>				
	<b>ID DB (°F)</b>	<b>80</b>	<b>80</b>	<b>75</b>	<b>80</b>	<b>80</b>	<b>80</b>	<b>80</b>	<b>75</b>	<b>80</b>	<b>80</b>	<b>80</b>	<b>80</b>	<b>75</b>	<b>80</b>	<b>80</b>
	<b>ID WB (°F)</b>	<b>57</b>	<b>62</b>	<b>62</b>	<b>67</b>	<b>72</b>	<b>57</b>	<b>62</b>	<b>62</b>	<b>67</b>	<b>72</b>	<b>57</b>	<b>62</b>	<b>62</b>	<b>67</b>	<b>72</b>
<b>55</b>	<b>T.C.</b>	16.6	17.3	17.2	17.8	17.7	16.1	17.9	17.5	18.1	17.9	15.6	18.4	17.8	18.4	18.1
	<b>S.C.</b>	16.1	13.6	12.1	11.6	9.2	15.8	14.4	12.7	12.1	9.6	15.5	15.2	13.2	12.6	10.0
	<b>KW</b>	1.16	1.16	1.16	1.16	1.17	1.21	1.22	1.21	1.22	1.23	1.27	1.28	1.27	1.28	1.29
<b>65</b>	<b>T.C.</b>	16.4	17.4	17.4	18.3	18.5	16.7	18.1	17.9	18.7	18.8	17.0	18.7	18.3	19.0	19.1
	<b>S.C.</b>	16.1	14.1	12.5	12.0	9.6	16.5	15.2	13.3	12.7	10.0	16.9	16.4	14.2	13.3	10.5
	<b>KW</b>	1.24	1.25	1.24	1.25	1.25	1.30	1.31	1.30	1.31	1.31	1.36	1.37	1.36	1.37	1.37
<b>75</b>	<b>T.C.</b>	16.2	17.6	17.7	18.9	19.4	17.3	18.3	18.2	19.3	19.7	18.5	19.1	18.8	19.7	20.1
	<b>S.C.</b>	16.1	14.6	12.8	12.4	9.9	17.2	16.1	14.0	13.2	10.5	18.3	17.5	15.1	14.0	11.0
	<b>KW</b>	1.32	1.33	1.33	1.34	1.33	1.39	1.40	1.39	1.40	1.39	1.45	1.46	1.44	1.46	1.45
<b>85</b>	<b>T.C.</b>	15.0	16.0	16.0	17.7	19.0	16.3	17.1	16.8	18.4	19.4	17.6	18.2	17.5	19.1	19.8
	<b>S.C.</b>	14.9	14.1	12.1	12.0	9.8	16.2	15.7	13.6	13.3	10.6	17.4	17.4	15.1	14.5	11.4
	<b>KW</b>	1.42	1.43	1.42	1.43	1.43	1.48	1.49	1.48	1.49	1.49	1.55	1.55	1.54	1.56	1.56
<b>95</b>	<b>T.C.</b>	13.8	14.5	14.4	16.5	18.7	15.2	15.9	15.3	17.5	19.1	16.6	17.3	16.2	18.5	19.6
	<b>S.C.</b>	13.7	13.5	11.4	11.6	9.7	15.1	15.4	13.2	13.3	10.7	16.5	17.2	15.0	15.0	11.7
	<b>KW</b>	1.51	1.52	1.51	1.52	1.53	1.58	1.58	1.57	1.59	1.60	1.65	1.65	1.63	1.66	1.66
<b>105</b>	<b>T.C.</b>	12.3	12.8	12.2	14.3	16.8	13.5	14.1	13.1	15.2	17.4	14.7	15.5	14.0	16.2	18.1
	<b>S.C.</b>	12.2	12.1	10.4	10.8	9.0	13.4	13.7	11.9	12.6	10.1	14.6	15.4	13.4	14.4	11.3
	<b>KW</b>	1.59	1.60	1.58	1.61	1.64	1.67	1.67	1.65	1.68	1.70	1.74	1.74	1.72	1.75	1.77
<b>115</b>	<b>T.C.</b>	10.8	11.0	9.9	12.0	14.9	11.8	12.4	10.8	13.0	15.7	12.7	13.7	11.8	13.9	16.5
	<b>S.C.</b>	10.6	10.6	9.3	9.9	8.3	11.6	12.1	10.5	11.9	9.6	12.6	13.5	11.7	13.8	10.8
	<b>KW</b>	1.67	1.68	1.64	1.70	1.74	1.76	1.76	1.72	1.78	1.81	1.84	1.84	1.81	1.85	1.87
<b>NOTE: ALL CAPACITIES INCLUDE INDOOR FAN HEAT. KW VALUES ARE FOR THE SYSTEM (OUTDOOR + INDOOR).</b>																
Green shaded cells are ACCA (TVA) conditions.																
Blue shaded cells are AHRI conditions.																

**Multipliers for determining the performance with other indoor sections.**

**NOTE:** For dry bulb temperatures different than those listed (between 73-87 °F), sensible capacity increases by 1060 BTUH per 1000 CFM per degree above the listed temperature and decreases by 1060 BTUH per 1000 CFM per degree below the listed temperature.

**COIL MULTIPLIERS - 1.5 TON**

Air Handler	Coil	T.C.	S.C.	KW
–	CF/CM/CU18A	1.00	1.00	1.00
–	CF/CM/CU18B	1.00	1.00	1.00
–	CF/CM/CU24A	1.03	1.04	1.03
–	CF/CM/CU24B	1.03	1.04	1.03
–	CF/CM/CU24C	1.03	1.04	1.03
–	CF/CM/CU30A	1.03	1.05	1.01
–	CF/CM/CU30B	1.03	1.05	1.01
–	CF/CM/CU30C	1.03	1.05	1.01
–	CF/CM/CU30D	1.03	1.05	1.01
–	CF/CM/CU36B	1.03	1.02	1.01
–	CF/CM/CU36C	1.03	1.02	1.01
–	CF/CM/CU36D	1.03	1.02	1.01
–	CF/CM36A	1.03	1.02	1.01
AE18BX21	–	1.03	1.04	0.89
AE24BX21	–	1.03	1.04	0.89
AE30BX21	–	1.03	1.05	0.89
AE36BX21	–	1.03	1.05	0.91
AE36CX21	–	1.03	1.02	0.92
AP18BX21	–	1.03	1.04	0.98
AP24BX21	–	1.03	1.04	1.01
AP30BX21	–	1.03	1.02	0.98
AVC18BX21	–	1.03	1.04	0.89
AVC24BX21	–	1.03	1.05	0.89
AVC30BX21	–	1.03	1.05	0.89
ME08BN21	CF/CM18B	1.03	1.04	0.89
ME08BN21	CF/CM24B	1.03	1.05	0.89
ME08BN21	CF/CM30B	1.03	1.05	0.89
ME08BN21	CF/CM36B	1.03	1.04	0.89
ME12BN21	CF/CM18B	1.03	1.04	0.96
ME12BN21	CF/CM24B	1.03	1.05	0.94
ME12BN21	CF/CM30B	1.03	1.05	0.92
ME12BN21	CF/CM36B	1.03	1.07	0.92
MVC08BN21	CF/CM18B	1.03	1.01	0.89
MVC08BN21	CF/CM24B	1.03	1.02	0.89
MVC08BN21	CF/CM30B	1.03	1.05	0.89
MVC12BN21	CF/CM36B	1.03	1.08	0.89

**FURNACE MULTIPLIERS - 1.5 TON**

Furnaces	Coil	T.C.	S.C.	KW
TM8V060A12MP12C	CF/CM/CU18A	1.03	1.07	0.91
TM8V060A12MP12C	CF/CM/CU24A	1.03	1.08	0.91
TM8V060A12MP12C	CF/CM/CU30A	1.03	1.04	0.89
TM8V060A12MP12C	CF/CM36A	1.03	1.07	0.89
TM8V080B12MP12C	CF/CM/CU18B	1.03	1.08	0.92
TM8V080B12MP12C	CF/CM/CU24B	1.03	1.08	0.91
TM8V080B12MP12C	CF/CM/CU30B	1.03	1.08	0.91
TM8V080B12MP12C	CF/CM/CU36B	1.03	1.07	0.91
TM8X060A12MP11	CF/CM/CU18A	1.03	1.08	0.91
TM8X060A12MP11	CF/CM/CU24A	1.03	1.08	0.89
TM8X060A12MP11	CF/CM/CU30A	1.03	1.08	0.91
TM8X060A12MP11	CF/CM36A	1.03	1.07	0.89
TM8X080B12MP11	CF/CM/CU18B	1.03	1.11	0.91
TM8X080B12MP11	CF/CM/CU24B	1.03	1.11	0.89
TM8X080B12MP11	CF/CM/CU30B	1.03	1.11	0.89
TM8X080B12MP11	CF/CM/CU36B	1.03	1.11	0.89
TM8X080C16MP11	CF/CM/CU24C	1.03	1.13	0.91
TM8X080C16MP11	CF/CM/CU30C	1.03	1.11	0.89
TM8X080C16MP11	CF/CM/CU36C	1.03	1.12	0.89
TM8X100C16MP11	CF/CM/CU24C	1.03	1.13	0.91
TM8X100C16MP11	CF/CM/CU30C	1.03	1.11	0.89
TM8X100C16MP11	CF/CM/CU36C	1.03	1.12	0.89
TM8Y060A12MP11	CF/CM/CU18A	1.03	1.08	0.91
TM8Y060A12MP11	CF/CM/CU24A	1.03	1.08	0.89
TM8Y060A12MP11	CF/CM/CU30A	1.03	1.08	0.91
TM8Y060A12MP11	CF/CM36A	1.03	1.07	0.89
TM8Y080B12MP11	CF/CM/CU18B	1.03	1.11	0.91
TM8Y080B12MP11	CF/CM/CU24B	1.03	1.11	0.89
TM8Y080B12MP11	CF/CM/CU30B	1.03	1.11	0.89
TM8Y080B12MP11	CF/CM/CU36B	1.03	1.11	0.89
TM8Y080C16MP11	CF/CM/CU24C	1.03	1.13	0.91
TM8Y080C16MP11	CF/CM/CU30C	1.03	1.11	0.89
TM8Y080C16MP11	CF/CM/CU36C	1.03	1.12	0.89
TM8Y100C16MP11	CF/CM/CU24C	1.03	1.13	0.91
TM8Y100C16MP11	CF/CM/CU30C	1.03	1.11	0.89
TM8Y100C16MP11	CF/CM/CU36C	1.03	1.12	0.89
TM9E040A10MP11	CF/CM/CU18A	1.03	1.11	0.92
TM9E040A10MP11	CF/CM/CU24A	0.99	0.95	0.89
TM9E040A10MP11	CF/CM/CU30A	1.00	0.96	0.88
TM9E040A10MP11	CF/CM36A	1.03	1.11	0.91
TM9E080B12MP11	CF/CM/CU18B	1.03	1.13	0.91
TM9E080B12MP11	CF/CM/CU24B	1.03	1.13	0.91
TM9E080B12MP11	CF/CM/CU30B	1.03	1.11	0.89
TM9E080B12MP11	CF/CM/CU36B	1.03	1.13	0.89
TM9E100C16MP11	CF/CM/CU24C	1.03	1.07	0.89
TM9E100C16MP11	CF/CM/CU30C	1.03	1.08	0.89
TM9E100C16MP11	CF/CM/CU30D	1.03	1.08	0.89
TM9E100C16MP11	CF/CM/CU36C	1.03	1.08	0.89
TM9E100C16MP11	CF/CM/CU36D	1.03	1.08	0.89
TM9V080B12MP12C	CF/CM/CU18B	1.03	1.07	0.91
TM9V080B12MP12C	CF/CM/CU24B	1.03	1.07	0.91
TM9V080B12MP12C	CF/CM/CU30B	1.03	1.04	0.91
TM9V080B12MP12C	CF/CM/CU36B	1.03	1.07	0.89
TM9Y040A10MP11	CF/CM/CU18A	1.03	1.11	0.92
TM9Y040A10MP11	CF/CM/CU24A	0.99	0.95	0.89

**FURNACE MULTIPLIERS - 1.5 TON (Continued)**

Furnaces	Coil	T.C.	S.C.	KW
TM9Y040A10MP11	CF/CM/CU30A	1.00	0.96	0.88
TM9Y040A10MP11	CF/CM36A	1.03	1.11	0.91
TM9Y080B12MP11	CF/CM/CU18B	1.03	1.13	0.91
TM9Y080B12MP11	CF/CM/CU24B	1.03	1.13	0.91
TM9Y080B12MP11	CF/CM/CU30B	1.03	1.11	0.89
TM9Y080B12MP11	CF/CM/CU36B	1.03	1.13	0.89
TM9Y100C16MP11	CF/CM/CU24C	1.03	1.07	0.89
TM9Y100C16MP11	CF/CM/CU30C	1.03	1.08	0.89
TM9Y100C16MP11	CF/CM/CU30D	1.03	1.08	0.89
TM9Y100C16MP11	CF/CM/CU36C	1.03	1.08	0.89
TM9Y100C16MP11	CF/CM/CU36D	1.03	1.08	0.89
TMLV060A12MP12C	CF/CM/CU18A	1.03	1.07	0.91
TMLV060A12MP12C	CF/CM/CU24A	1.03	1.08	0.91
TMLV060A12MP12C	CF/CM/CU30A	1.03	1.04	0.89
TMLV060A12MP12C	CF/CM36A	1.03	1.07	0.89
TMLV080B12MP12C	CF/CM/CU18B	1.03	1.08	0.92
TMLV080B12MP12C	CF/CM/CU24B	1.03	1.08	0.91
TMLV080B12MP12C	CF/CM/CU30B	1.03	1.08	0.91
TMLV080B12MP12C	CF/CM/CU36B	1.03	1.07	0.91
TMLX060A12MP11	CF/CM/CU18A	1.03	1.08	0.91
TMLX060A12MP11	CF/CM/CU24A	1.03	1.08	0.89
TMLX060A12MP11	CF/CM/CU30A	1.03	1.08	0.91
TMLX060A12MP11	CF/CM36A	1.03	1.07	0.89
TMLX080B12MP11	CF/CM/CU18B	1.03	1.11	0.91
TMLX080B12MP11	CF/CM/CU24B	1.03	1.11	0.89
TMLX080B12MP11	CF/CM/CU30B	1.03	1.11	0.89
TMLX080B12MP11	CF/CM/CU36B	1.03	1.11	0.89
TMLX080C16MP11	CF/CM/CU24C	1.03	1.13	0.91
TMLX080C16MP11	CF/CM/CU30C	1.03	1.11	0.89
TMLX080C16MP11	CF/CM/CU36C	1.03	1.12	0.89

**FURNACE MULTIPLIERS - 1.5 TON (Continued)**

Furnaces	Coil	T.C.	S.C.	KW
TMLX100C16MP11	CF/CM/CU24C	1.03	1.13	0.91
TMLX100C16MP11	CF/CM/CU30C	1.03	1.11	0.89
TMLX100C16MP11	CF/CM/CU36C	1.03	1.12	0.89
TP9C080B12MP13C	CF/CM/CU18B	1.03	1.07	0.91
TP9C080B12MP13C	CF/CM/CU24B	1.03	1.07	0.91
TP9C080B12MP13C	CF/CM/CU30B	1.03	1.04	0.91
TP9C080B12MP13C	CF/CM/CU36B	1.03	1.07	0.89
TPLC060A12MP13C	CF/CM/CU18A	1.03	1.07	0.91
TPLC060A12MP13C	CF/CM/CU24A	1.03	1.08	0.91
TPLC060A12MP13C	CF/CM/CU30A	1.03	1.04	0.89
TPLC060A12MP13C	CF/CM36A	1.03	1.07	0.89
TPLC080B12MP13C	CF/CM/CU18B	1.03	1.08	0.92
TPLC080B12MP13C	CF/CM/CU24B	1.03	1.08	0.91
TPLC080B12MP13C	CF/CM/CU30B	1.03	1.08	0.91
TPLC080B12MP13C	CF/CM/CU36B	1.03	1.07	0.91
YP9C080B12MP13C	CF/CM/CU18B	1.03	1.07	0.91
YP9C080B12MP13C	CF/CM/CU24B	1.03	1.07	0.91
YP9C080B12MP13C	CF/CM/CU30B	1.03	1.04	0.91
YP9C080B12MP13C	CF/CM/CU36B	1.03	1.07	0.89
YPLC060A12MP13C	CF/CM/CU18A	1.03	1.07	0.91
YPLC060A12MP13C	CF/CM/CU24A	1.03	1.08	0.91
YPLC060A12MP13C	CF/CM/CU30A	1.03	1.04	0.89
YPLC060A12MP13C	CF/CM36A	1.03	1.07	0.89
YPLC080B12MP13C	CF/CM/CU18B	1.03	1.08	0.92
YPLC080B12MP13C	CF/CM/CU24B	1.03	1.08	0.91
YPLC080B12MP13C	CF/CM/CU30B	1.03	1.08	0.91
YPLC080B12MP13C	CF/CM/CU36B	1.03	1.07	0.91

**PERFORMANCE DATA - 2 TON**

<b>CONDENSER-ONLY DATA (OUTDOOR UNIT)</b>																
<b>MODEL</b>	<b>SATURATED SUCTION @ COMPRESSOR</b>		<b>Outdoor Ambient Temperature</b>													
			<b>55 °F</b>		<b>65 °F</b>		<b>75 °F</b>		<b>85 °F</b>		<b>95 °F</b>		<b>105 °F</b>		<b>115 °F</b>	
	<b>T (°F)</b>	<b>P (PSIG)</b>	<b>MBH</b>	<b>KW</b>	<b>MBH</b>	<b>KW</b>	<b>MBH</b>	<b>KW</b>	<b>MBH</b>	<b>KW</b>	<b>MBH</b>	<b>KW</b>	<b>MBH</b>	<b>KW</b>	<b>MBH</b>	<b>KW</b>
<b>YCD24B21(H,S)</b>	35	107	25.2	1.25	22.9	1.38	20.7	1.50	18.4	1.62	16.2	1.71	13.9	1.78	11.7	1.82
	40	119	28.3	1.23	25.9	1.37	23.5	1.51	21.0	1.65	18.6	1.77	16.2	1.86	13.8	1.93
	45	130	31.5	1.20	28.9	1.36	26.3	1.52	23.8	1.67	21.2	1.81	18.6	1.93	16.0	2.02
	50	143	34.8	1.16	32.1	1.34	29.4	1.52	26.6	1.69	23.9	1.84	21.1	1.98	18.3	2.10
	55	156	38.4	1.12	35.4	1.32	32.5	1.51	29.6	1.70	26.7	1.87	23.8	2.03	20.8	2.17

**Notes:**

- For Outdoor Unit (Condenser) performance only. Data does not include the effects of air handler power or heat.
- Performance based on 15°F subcooling and 15°F superheat at the Outdoor Unit base valves.
  - Increase capacity by 1% for each 2°F increase in subcooling.
  - Decrease capacity by 1% for each 2°F decrease in subcooling.
- Maximum recommended condensing temperature is 140°F.

<b>COOLING PERFORMANCE DATA</b>																
<b>OUTDOOR UNIT MODEL NO.</b>			<b>YCD24B21(H,S)</b>													
<b>INDOOR COIL MODEL NO.</b>			<b>CF24AXA1</b>													
<b>AIR TEMP. ENTERING OUTDOOR UNIT (°F)</b>	<b>ID CFM</b>	<b>600</b>					<b>800</b>					<b>1000</b>				
	<b>ID DB (°F)</b>	<b>80</b>	<b>80</b>	<b>75</b>	<b>80</b>	<b>80</b>	<b>80</b>	<b>80</b>	<b>75</b>	<b>80</b>	<b>80</b>	<b>80</b>	<b>80</b>	<b>75</b>	<b>80</b>	<b>80</b>
	<b>ID WB (°F)</b>	<b>57</b>	<b>62</b>	<b>62</b>	<b>67</b>	<b>72</b>	<b>57</b>	<b>62</b>	<b>62</b>	<b>67</b>	<b>72</b>	<b>57</b>	<b>62</b>	<b>62</b>	<b>67</b>	<b>72</b>
55	<b>T.C.</b>	22.9	25.0	25.2	29.4	27.7	24.2	26.0	26.3	28.6	27.6	25.4	26.9	27.3	28.4	27.4
	<b>S.C.</b>	22.0	19.2	15.0	22.6	13.6	23.2	21.3	17.9	19.4	14.2	24.2	23.3	20.8	19.3	14.9
	<b>KW</b>	1.48	1.49	1.48	1.49	1.49	1.56	1.57	1.56	1.57	1.57	1.63	1.65	1.63	1.64	1.65
65	<b>T.C.</b>	22.1	23.8	24.5	27.0	27.1	23.8	25.1	25.6	27.3	27.2	25.5	26.2	26.8	27.6	27.4
	<b>S.C.</b>	21.2	18.9	15.9	18.0	13.5	22.9	21.2	18.3	18.5	14.2	24.4	23.5	20.8	19.3	14.9
	<b>KW</b>	1.61	1.63	1.62	1.63	1.63	1.69	1.71	1.69	1.71	1.71	1.77	1.79	1.77	1.79	1.79
75	<b>T.C.</b>	21.3	22.7	23.7	25.2	26.6	23.5	24.2	24.9	26.0	26.9	25.6	25.6	26.1	26.8	27.2
	<b>S.C.</b>	20.6	18.6	16.8	16.4	13.4	22.5	21.0	18.8	17.9	14.2	24.3	23.4	20.7	19.4	14.9
	<b>KW</b>	1.73	1.77	1.75	1.77	1.77	1.82	1.85	1.83	1.85	1.85	1.91	1.93	1.91	1.93	1.93
85	<b>T.C.</b>	20.1	20.8	22.1	23.9	25.5	22.1	22.5	22.9	24.8	25.8	24.0	24.2	23.7	25.7	26.2
	<b>S.C.</b>	19.2	17.7	16.1	15.9	13.0	21.0	20.3	18.0	17.6	13.9	22.8	22.8	20.0	19.3	14.8
	<b>KW</b>	1.86	1.88	1.87	1.91	1.93	1.96	1.97	1.96	2.00	2.01	2.05	2.06	2.05	2.08	2.09
95	<b>T.C.</b>	18.8	19.0	20.6	22.8	24.4	20.5	20.9	21.0	23.6	24.9	22.1	22.9	21.3	24.4	25.3
	<b>S.C.</b>	17.8	16.9	15.3	15.5	12.6	19.6	19.6	17.2	17.4	13.7	21.3	22.2	19.2	19.3	14.8
	<b>KW</b>	1.98	2.00	1.99	2.05	2.08	2.09	2.10	2.09	2.15	2.17	2.20	2.20	2.18	2.24	2.25
105	<b>T.C.</b>	17.5	16.7	17.8	20.4	22.7	19.0	18.5	18.4	21.3	23.0	20.6	20.4	19.0	22.3	23.4
	<b>S.C.</b>	16.6	15.6	14.2	14.6	12.0	18.1	17.6	16.0	16.5	13.2	19.7	19.7	17.7	18.6	14.3
	<b>KW</b>	2.10	2.11	2.10	2.17	2.22	2.22	2.22	2.20	2.27	2.31	2.34	2.32	2.30	2.36	2.41
115	<b>T.C.</b>	16.2	14.4	15.1	18.1	20.9	17.7	16.2	15.9	19.1	21.2	18.9	17.9	16.7	20.1	21.4
	<b>S.C.</b>	15.3	14.1	13.2	13.6	11.5	16.6	15.6	14.7	15.8	12.7	18.0	17.2	16.3	17.9	13.8
	<b>KW</b>	2.23	2.21	2.20	2.29	2.36	2.35	2.33	2.31	2.39	2.46	2.48	2.45	2.41	2.49	2.57
<b>NOTE: ALL CAPACITIES INCLUDE INDOOR FAN HEAT. KW VALUES ARE FOR THE SYSTEM (OUTDOOR + INDOOR).</b>																
Green shaded cells are ACCA (TVA) conditions.																
Blue shaded cells are AHRI conditions.																

**Multipliers for determining the performance with other indoor sections.**

**NOTE:** For dry bulb temperatures different than those listed (between 73-87 °F), sensible capacity increases by 1060 BTUH per 1000 CFM per degree above the listed temperature and decreases by 1060 BTUH per 1000 CFM per degree below the listed temperature.

**COIL MULTIPLIERS - 2 TON**

Air Handler	Coil	T.C.	S.C.	KW
–	CF/CM/CU24A	1.00	1.00	1.00
–	CF/CM/CU24B	1.00	1.00	1.00
–	CF/CM/CU24C	1.00	1.00	1.00
–	CF/CM/CU30A	1.02	1.02	1.02
–	CF/CM/CU30B	1.02	1.02	1.02
–	CF/CM/CU30C	1.02	1.02	1.02
–	CF/CM/CU30D	1.02	1.02	1.02
–	CF/CM/CU36B	1.02	1.00	1.02
–	CF/CM/CU36C	1.02	1.00	1.02
–	CF/CM/CU36D	1.02	1.00	1.02
–	CF/CM/CU42C	1.02	1.01	0.99
–	CF/CM/CU42D	1.02	1.01	0.99
–	CF/CM36A	1.02	1.00	1.02
–	CF42B	1.02	1.01	0.99
AE24BX21	–	1.02	1.02	0.93
AE30BX21	–	1.02	1.02	0.91
AE36BX21	–	1.02	1.02	0.91
AE36CX21	–	1.02	1.02	0.89
AP24BX21	–	1.01	1.00	1.01
AP30BX21	–	1.02	1.01	0.97
AP36BX21	–	1.02	1.06	0.99
AP36CX21	–	1.02	1.03	0.99
AVC24BX21	–	1.02	1.00	0.95
AVC30BX21	–	1.02	1.00	0.91
AVC36BX21	–	1.02	1.02	0.89
AVC36CX21	–	1.02	1.01	0.89
ME08BN21	CF/CM24B	1.02	1.02	0.93
ME08BN21	CF/CM30B	1.02	1.02	0.91
ME08BN21	CF/CM36B	1.02	1.01	0.91
ME08BN21	CF42B	1.02	1.05	0.91
ME12BN21	CF/CM24B	1.02	1.02	0.93
ME12BN21	CF/CM30B	1.02	1.03	0.91
ME12BN21	CF/CM36B	1.02	1.01	0.91
ME12BN21	CF42B	1.02	1.02	0.91
ME14DN21	CF/CM30D	1.02	1.02	0.95
ME14DN21	CF/CM36D	1.02	1.03	0.91
ME14DN21	CF/CM42D	1.02	1.01	0.93
ME16CN21	CF/CM24C	1.02	1.05	0.99
MVC08BN21	CF/CM24B	1.02	1.02	0.93
MVC08BN21	CF/CM30B	1.02	0.99	0.91
MVC08BN21	CF/CM36B	1.02	1.00	0.91
MVC08BN21	CF42B	1.02	1.02	0.91
MVC12BN21	CF/CM24B	1.02	1.02	0.93
MVC12BN21	CF/CM30B	1.02	1.05	0.91
MVC12BN21	CF/CM36B	1.02	1.00	0.91
MVC12BN21	CF42B	1.02	1.02	0.91
MVC14DN21	CF/CM30D	1.02	1.02	0.89
MVC14DN21	CF/CM36D	1.02	1.03	0.89
MVC14DN21	CF/CM42D	1.02	1.03	0.89
MVC16CN21	CF/CM42C	1.02	1.07	0.89

**FURNACE MULTIPLIERS - 2 TON**

Furnaces	Coil	T.C.	S.C.	KW
TM8V060A12MP12C	CF/CM/CU24A	1.02	1.09	0.97
TM8V060A12MP12C	CF/CM/CU30A	1.02	1.08	0.95
TM8V060A12MP12C	CF/CM36A	1.02	1.07	0.93
TM8V080B12MP12C	CF/CM/CU24B	1.02	1.10	0.95
TM8V080B12MP12C	CF/CM/CU30B	1.02	1.10	0.95
TM8V080B12MP12C	CF/CM/CU36B	1.02	1.09	0.95
TM8V080B12MP12C	CF42B	1.02	1.10	0.93
TM8V080C16MP12C	CF/CM/CU30C	1.02	1.12	0.91
TM8V080C16MP12C	CF/CM/CU30D	1.02	1.12	0.91
TM8V080C16MP12C	CF/CM/CU36C	1.02	1.12	0.91
TM8V080C16MP12C	CF/CM/CU36D	1.02	1.12	0.89
TM8V080C16MP12C	CF/CM/CU42C	1.02	1.12	0.89
TM8V080C16MP12C	CF/CM/CU42D	1.02	1.12	0.89
TM8V100C16MP12C	CF/CM/CU30C	1.02	1.12	0.91
TM8V100C16MP12C	CF/CM/CU30D	1.02	1.12	0.91
TM8V100C16MP12C	CF/CM/CU36C	1.02	1.12	0.91
TM8V100C16MP12C	CF/CM/CU36D	1.02	1.12	0.89
TM8V100C16MP12C	CF/CM/CU42C	1.02	1.12	0.89
TM8V100C16MP12C	CF/CM/CU42D	1.02	1.12	0.89
TM8X060A12MP11	CF/CM/CU24A	1.01	1.05	0.94
TM8X060A12MP11	CF/CM/CU30A	1.02	1.06	0.93
TM8X060A12MP11	CF/CM36A	1.02	1.06	0.91
TM8X080B12MP11	CF/CM/CU24B	1.02	1.07	0.93
TM8X080B12MP11	CF/CM/CU30B	1.02	1.08	0.91
TM8X080B12MP11	CF/CM/CU36B	1.02	1.06	0.91
TM8X080B12MP11	CF42B	1.02	1.10	0.91
TM8X080C16MP11	CF/CM/CU24C	0.99	1.00	0.89
TM8X080C16MP11	CF/CM/CU30C	1.02	1.03	0.91
TM8X080C16MP11	CF/CM/CU30D	1.02	1.05	0.91
TM8X080C16MP11	CF/CM/CU36C	1.02	1.02	0.91
TM8X080C16MP11	CF/CM/CU36D	1.02	1.03	0.91
TM8X080C16MP11	CF/CM/CU42C	1.02	1.02	0.89
TM8X080C16MP11	CF/CM/CU42D	1.02	1.05	0.89
TM8X100C16MP11	CF/CM/CU24C	0.99	1.00	0.89
TM8X100C16MP11	CF/CM/CU30C	1.02	1.03	0.91
TM8X100C16MP11	CF/CM/CU30D	1.02	1.05	0.91
TM8X100C16MP11	CF/CM/CU36C	1.02	1.02	0.91
TM8X100C16MP11	CF/CM/CU36D	1.02	1.03	0.91
TM8X100C16MP11	CF/CM/CU42C	1.02	1.02	0.89
TM8X100C16MP11	CF/CM/CU42D	1.02	1.05	0.89
TM8Y060A12MP11	CF/CM/CU24A	1.01	1.05	0.94
TM8Y060A12MP11	CF/CM/CU30A	1.02	1.06	0.93
TM8Y060A12MP11	CF/CM36A	1.02	1.06	0.91
TM8Y080B12MP11	CF/CM/CU24B	1.02	1.07	0.93
TM8Y080B12MP11	CF/CM/CU30B	1.02	1.08	0.91
TM8Y080B12MP11	CF/CM/CU36B	1.02	1.06	0.91
TM8Y080B12MP11	CF42B	1.02	1.10	0.91
TM8Y080C16MP11	CF/CM/CU24C	0.99	1.00	0.89
TM8Y080C16MP11	CF/CM/CU30C	1.02	1.03	0.91
TM8Y080C16MP11	CF/CM/CU30D	1.02	1.05	0.91
TM8Y080C16MP11	CF/CM/CU36C	1.02	1.02	0.91
TM8Y080C16MP11	CF/CM/CU36D	1.02	1.03	0.91
TM8Y080C16MP11	CF/CM/CU42C	1.02	1.02	0.89
TM8Y080C16MP11	CF/CM/CU42D	1.02	1.05	0.89
TM8Y100C16MP11	CF/CM/CU24C	0.99	1.00	0.89

**FURNACE MULTIPLIERS - 2 TON (Continued)**

<b>Furnaces</b>	<b>Coil</b>	<b>T.C.</b>	<b>S.C.</b>	<b>KW</b>
TM8Y100C16MP11	CF/CM/CU30C	1.02	1.03	0.91
TM8Y100C16MP11	CF/CM/CU30D	1.02	1.05	0.91
TM8Y100C16MP11	CF/CM/CU36C	1.02	1.02	0.91
TM8Y100C16MP11	CF/CM/CU36D	1.02	1.03	0.91
TM8Y100C16MP11	CF/CM/CU42C	1.02	1.02	0.89
TM8Y100C16MP11	CF/CM/CU42D	1.02	1.05	0.89
TM9E040A10MP11	CF/CM/CU24A	1.01	1.06	0.99
TM9E040A10MP11	CF/CM/CU30A	1.02	1.08	0.97
TM9E040A10MP11	CF/CM36A	1.02	1.06	0.95
TM9E080B12MP11	CF/CM/CU24B	0.99	1.00	0.91
TM9E080B12MP11	CF/CM/CU30B	1.01	1.02	0.91
TM9E080B12MP11	CF/CM/CU36B	1.02	1.02	0.91
TM9E080B12MP11	CF42B	1.02	1.13	0.91
TM9E100C16MP11	CF/CM/CU30D	0.98	0.98	0.88
TM9E100C16MP11	CF/CM/CU36C	0.99	0.97	0.89
TM9E100C16MP11	CF/CM/CU36D	0.99	0.97	0.89
TM9E100C16MP11	CF/CM/CU42C	0.99	0.98	0.89
TM9E100C16MP11	CF/CM/CU42D	0.99	0.98	0.89
TM9V080B12MP12C	CF/CM/CU24B	1.02	1.08	0.91
TM9V080B12MP12C	CF/CM/CU30B	1.02	1.08	0.93
TM9V080B12MP12C	CF/CM/CU36B	1.02	1.07	0.91
TM9V080B12MP12C	CF42B	1.02	1.08	0.91
TM9V100C16MP12C	CF/CM/CU30C	1.02	1.14	0.91
TM9V100C16MP12C	CF/CM/CU30D	1.02	1.14	0.91
TM9V100C16MP12C	CF/CM/CU36C	1.02	1.13	0.91
TM9V100C16MP12C	CF/CM/CU36D	1.02	1.13	0.91
TM9V100C16MP12C	CF/CM/CU42C	1.02	1.12	0.89
TM9V100C16MP12C	CF/CM/CU42D	1.02	1.12	0.89
TM9Y040A10MP11	CF/CM/CU24A	1.01	1.06	0.99
TM9Y040A10MP11	CF/CM/CU30A	1.02	1.08	0.97
TM9Y040A10MP11	CF/CM36A	1.02	1.06	0.95
TM9Y080B12MP11	CF/CM/CU24B	0.99	1.00	0.91
TM9Y080B12MP11	CF/CM/CU30B	1.01	1.02	0.91
TM9Y080B12MP11	CF/CM/CU36B	1.02	1.02	0.91
TM9Y080B12MP11	CF42B	1.02	1.13	0.91
TM9Y100C16MP11	CF/CM/CU30D	0.98	0.98	0.88
TM9Y100C16MP11	CF/CM/CU36C	0.99	0.97	0.89
TM9Y100C16MP11	CF/CM/CU36D	0.99	0.97	0.89
TM9Y100C16MP11	CF/CM/CU42C	0.99	0.98	0.89
TM9Y100C16MP11	CF/CM/CU42D	0.99	0.98	0.89
TMLV060A12MP12C	CF/CM/CU24A	1.02	1.09	0.97
TMLV060A12MP12C	CF/CM/CU30A	1.02	1.08	0.95
TMLV060A12MP12C	CF/CM36A	1.02	1.07	0.93
TMLV080B12MP12C	CF/CM/CU24B	1.02	1.10	0.95
TMLV080B12MP12C	CF/CM/CU30B	1.02	1.10	0.95
TMLV080B12MP12C	CF/CM/CU36B	1.02	1.09	0.95
TMLV080B12MP12C	CF42B	1.02	1.10	0.93
TMLV080C16MP12C	CF/CM/CU30C	1.02	1.12	0.91
TMLV080C16MP12C	CF/CM/CU30D	1.02	1.12	0.91
TMLV080C16MP12C	CF/CM/CU36C	1.02	1.12	0.91
TMLV080C16MP12C	CF/CM/CU36D	1.02	1.12	0.89
TMLV080C16MP12C	CF/CM/CU42C	1.02	1.12	0.89
TMLV080C16MP12C	CF/CM/CU42D	1.02	1.12	0.89
TMLV100C16MP12C	CF/CM/CU30C	1.02	1.12	0.91
TMLV100C16MP12C	CF/CM/CU30D	1.02	1.12	0.91

**FURNACE MULTIPLIERS - 2 TON (Continued)**

<b>Furnaces</b>	<b>Coil</b>	<b>T.C.</b>	<b>S.C.</b>	<b>KW</b>
TMLV100C16MP12C	CF/CM/CU36C	1.02	1.12	0.91
TMLV100C16MP12C	CF/CM/CU36D	1.02	1.12	0.89
TMLV100C16MP12C	CF/CM/CU42C	1.02	1.12	0.89
TMLV100C16MP12C	CF/CM/CU42D	1.02	1.12	0.89
TMLX060A12MP11	CF/CM/CU24A	1.01	1.05	0.94
TMLX060A12MP11	CF/CM/CU30A	1.02	1.06	0.93
TMLX060A12MP11	CF/CM36A	1.02	1.06	0.91
TMLX080B12MP11	CF/CM/CU24B	1.02	1.07	0.93
TMLX080B12MP11	CF/CM/CU30B	1.02	1.08	0.91
TMLX080B12MP11	CF/CM/CU36B	1.02	1.06	0.91
TMLX080B12MP11	CF42B	1.02	1.10	0.91
TMLX080C16MP11	CF/CM/CU24C	0.99	1.00	0.89
TMLX080C16MP11	CF/CM/CU30C	1.02	1.03	0.91
TMLX080C16MP11	CF/CM/CU30D	1.02	1.05	0.91
TMLX080C16MP11	CF/CM/CU36C	1.02	1.02	0.91
TMLX080C16MP11	CF/CM/CU36D	1.02	1.03	0.91
TMLX080C16MP11	CF/CM/CU42C	1.02	1.02	0.89
TMLX080C16MP11	CF/CM/CU42D	1.02	1.05	0.89
TMLX100C16MP11	CF/CM/CU24C	0.99	1.00	0.89
TMLX100C16MP11	CF/CM/CU30C	1.02	1.03	0.91
TMLX100C16MP11	CF/CM/CU30D	1.02	1.05	0.91
TMLX100C16MP11	CF/CM/CU36C	1.02	1.02	0.91
TMLX100C16MP11	CF/CM/CU36D	1.02	1.03	0.91
TMLX100C16MP11	CF/CM/CU42C	1.02	1.02	0.89
TMLX100C16MP11	CF/CM/CU42D	1.02	1.05	0.89
TP9C080B12MP13C	CF/CM/CU24B	1.02	1.08	0.91
TP9C080B12MP13C	CF/CM/CU30B	1.02	1.08	0.93
TP9C080B12MP13C	CF/CM/CU36B	1.02	1.07	0.91
TP9C080B12MP13C	CF42B	1.02	1.08	0.91
TP9C100C16MP13C	CF/CM/CU30C	1.02	1.14	0.91
TP9C100C16MP13C	CF/CM/CU30D	1.02	1.14	0.91
TP9C100C16MP13C	CF/CM/CU36C	1.02	1.13	0.91
TP9C100C16MP13C	CF/CM/CU36D	1.02	1.13	0.91
TP9C100C16MP13C	CF/CM/CU42C	1.02	1.12	0.89
TP9C100C16MP13C	CF/CM/CU42D	1.02	1.12	0.89
TP9C100C16MP13C	CF/CM/CU24A	1.02	1.09	0.97
TP9C100C16MP13C	CF/CM/CU30A	1.02	1.08	0.95
TP9C100C16MP13C	CF/CM36A	1.02	1.07	0.93
TP9C100C16MP13C	CF/CM/CU24B	1.02	1.10	0.95
TP9C100C16MP13C	CF/CM/CU30B	1.02	1.10	0.95
TP9C100C16MP13C	CF/CM/CU36B	1.02	1.09	0.95
TP9C100C16MP13C	CF42B	1.02	1.10	0.93
TP9C100C16MP13C	CF/CM/CU30C	1.02	1.12	0.91
TP9C100C16MP13C	CF/CM/CU30D	1.02	1.12	0.91
TP9C100C16MP13C	CF/CM/CU36C	1.02	1.12	0.91
TP9C100C16MP13C	CF/CM/CU36D	1.02	1.12	0.89
TP9C100C16MP13C	CF/CM/CU42C	1.02	1.12	0.89
TP9C100C16MP13C	CF/CM/CU42D	1.02	1.12	0.89
TP9C100C16MP13C	CF/CM/CU30C	1.02	1.12	0.91
TP9C100C16MP13C	CF/CM/CU30D	1.02	1.12	0.91
TP9C100C16MP13C	CF/CM/CU36C	1.02	1.12	0.91
TP9C100C16MP13C	CF/CM/CU36D	1.02	1.12	0.89
TP9C100C16MP13C	CF/CM/CU42C	1.02	1.12	0.89
TP9C100C16MP13C	CF/CM/CU42D	1.02	1.12	0.89
YP9C080B12MP13C	CF/CM/CU24B	1.02	1.08	0.91

**FURNACE MULTIPLIERS - 2 TON (Continued)**

<b>Furnaces</b>	<b>Coil</b>	<b>T.C.</b>	<b>S.C.</b>	<b>KW</b>
YP9C080B12MP13C	CF/CM/CU30B	1.02	1.08	0.93
YP9C080B12MP13C	CF/CM/CU36B	1.02	1.07	0.91
YP9C080B12MP13C	CF42B	1.02	1.08	0.91
YP9C100C16MP13C	CF/CM/CU30C	1.02	1.14	0.91
YP9C100C16MP13C	CF/CM/CU30D	1.02	1.14	0.91
YP9C100C16MP13C	CF/CM/CU36C	1.02	1.13	0.91
YP9C100C16MP13C	CF/CM/CU36D	1.02	1.13	0.91
YP9C100C16MP13C	CF/CM/CU42C	1.02	1.12	0.89
YP9C100C16MP13C	CF/CM/CU42D	1.02	1.12	0.89
YPLC060A12MP13C	CF/CM/CU24A	1.02	1.09	0.97
YPLC060A12MP13C	CF/CM/CU30A	1.02	1.08	0.95
YPLC060A12MP13C	CF/CM36A	1.02	1.07	0.93
YPLC080B12MP13C	CF/CM/CU24B	1.02	1.10	0.95
YPLC080B12MP13C	CF/CM/CU30B	1.02	1.10	0.95
YPLC080B12MP13C	CF/CM/CU36B	1.02	1.09	0.95

**FURNACE MULTIPLIERS - 2 TON (Continued)**

<b>Furnaces</b>	<b>Coil</b>	<b>T.C.</b>	<b>S.C.</b>	<b>KW</b>
YPLC080B12MP13C	CF42B	1.02	1.10	0.93
YPLC080C16MP13C	CF/CM/CU30C	1.02	1.12	0.91
YPLC080C16MP13C	CF/CM/CU30D	1.02	1.12	0.91
YPLC080C16MP13C	CF/CM/CU36C	1.02	1.12	0.91
YPLC080C16MP13C	CF/CM/CU36D	1.02	1.12	0.89
YPLC080C16MP13C	CF/CM/CU42C	1.02	1.12	0.89
YPLC080C16MP13C	CF/CM/CU42D	1.02	1.12	0.89
YPLC100C16MP13C	CF/CM/CU30C	1.02	1.12	0.91
YPLC100C16MP13C	CF/CM/CU30D	1.02	1.12	0.91
YPLC100C16MP13C	CF/CM/CU36C	1.02	1.12	0.91
YPLC100C16MP13C	CF/CM/CU36D	1.02	1.12	0.89
YPLC100C16MP13C	CF/CM/CU42C	1.02	1.12	0.89
YPLC100C16MP13C	CF/CM/CU42D	1.02	1.12	0.89

**PERFORMANCE DATA - 2.5 TON**

CONDENSER-ONLY DATA (OUTDOOR UNIT)																
MODEL	SATURATED SUCTION @ COMPRESSOR		Outdoor Ambient Temperature													
			55 °F		65 °F		75 °F		85 °F		95 °F		105 °F		115 °F	
	T (°F)	P (PSIG)	MBH	KW	MBH	KW	MBH	KW	MBH	KW	MBH	KW	MBH	KW	MBH	KW
YCD30B21(H,S)	35	107	30.3	1.53	27.4	1.68	24.8	1.83	22.3	1.97	19.8	2.09	17.4	2.20	14.9	2.26
	40	119	33.9	1.51	30.9	1.68	28.0	1.84	25.3	2.00	22.7	2.15	20.0	2.28	17.3	2.38
	45	130	37.7	1.49	34.5	1.67	31.5	1.85	28.6	2.03	25.7	2.20	22.8	2.35	19.9	2.48
	50	143	42.0	1.45	38.4	1.66	35.2	1.86	32.0	2.05	28.9	2.24	25.9	2.41	22.7	2.57
	55	156	46.4	1.41	42.6	1.63	39.0	1.86	35.7	2.07	32.3	2.27	29.0	2.47	25.8	2.64

**Notes:**

- For Outdoor Unit (Condenser) performance only. Data does not include the effects of air handler power or heat.
- Performance based on 15°F subcooling and 15°F superheat at the Outdoor Unit base valves.
  - Increase capacity by 1% for each 2°F increase in subcooling.
  - Decrease capacity by 1% for each 2°F decrease in subcooling.
- Maximum recommended condensing temperature is 140°F.

COOLING PERFORMANCE DATA																
OUTDOOR UNIT MODEL NO.		YCD30B21(H,S)														
INDOOR COIL MODEL NO.		CF30BXA1														
AIR TEMP. ENTERING OUTDOOR UNIT (°F)	ID CFM	800					1000					1200				
	ID DB (°F)	80	80	75	80	80	80	80	75	80	80	80	80	75	80	80
	ID WB (°F)	57	62	62	67	72	57	62	62	67	72	57	62	62	67	72
55	T.C.	28.7	31.4	31.1	32.8	33.5	29.1	31.7	31.7	33.1	33.7	29.5	32.0	32.4	33.4	34.0
	S.C.	26.6	24.0	2.1	20.1	16.0	27.0	25.3	12.9	20.9	16.7	27.4	26.5	23.7	21.7	17.4
	KW	1.77	1.79	1.79	1.80	1.81	1.85	1.86	1.87	1.88	1.89	1.92	1.94	1.95	1.95	1.97
65	T.C.	27.7	30.4	30.2	32.3	33.6	28.4	31.0	30.9	32.7	34.0	29.1	31.6	31.6	33.2	34.3
	S.C.	25.7	24.1	11.3	20.2	16.1	26.4	25.8	17.6	21.3	16.8	27.0	27.6	23.9	22.4	17.6
	KW	1.94	1.96	1.96	1.98	2.00	2.02	2.04	2.04	2.06	2.08	2.10	2.12	2.12	2.14	2.16
75	T.C.	26.7	29.4	29.2	31.8	33.8	27.7	30.3	30.1	32.4	34.2	28.7	31.1	30.9	33.0	34.6
	S.C.	24.8	24.2	20.5	20.2	16.1	25.7	26.4	22.3	21.7	17.0	26.6	28.6	24.2	23.2	17.8
	KW	2.11	2.14	2.13	2.17	2.18	2.19	2.22	2.22	2.25	2.26	2.28	2.30	2.30	2.33	2.35
85	T.C.	24.7	26.7	26.7	29.9	32.5	26.2	27.8	27.7	30.7	33.0	27.7	29.0	28.8	31.5	33.6
	S.C.	22.9	22.9	19.5	19.6	15.9	24.3	24.8	21.7	21.5	16.9	25.7	26.8	23.9	23.3	18.0
	KW	2.27	2.30	2.29	2.35	2.38	2.37	2.39	2.38	2.44	2.47	2.47	2.49	2.48	2.53	2.56
95	T.C.	22.7	23.9	24.1	28.1	31.3	24.7	25.4	25.4	29.0	31.9	26.7	26.9	26.7	29.9	32.5
	S.C.	21.1	21.6	18.5	19.1	15.6	22.9	23.3	21.1	21.2	16.9	24.8	25.0	23.6	23.3	18.1
	KW	2.43	2.45	2.45	2.54	2.59	2.55	2.57	2.55	2.64	2.68	2.67	2.68	2.65	2.73	2.77
105	T.C.	20.6	21.5	21.1	24.7	28.4	22.4	22.8	22.1	25.7	29.1	24.3	24.0	23.2	26.7	29.9
	S.C.	19.1	19.6	17.2	17.9	14.6	20.8	21.0	19.1	20.2	16.0	22.6	22.3	21.0	22.4	17.4
	KW	2.61	2.62	2.60	2.69	2.78	2.73	2.73	2.70	2.79	2.87	2.85	2.85	2.81	2.89	2.97
115	T.C.	18.5	19.0	18.0	21.4	25.5	20.2	20.1	18.8	22.4	26.4	21.9	21.2	19.7	23.5	27.3
	S.C.	17.1	17.7	15.9	16.7	13.6	18.7	18.7	17.1	19.1	15.1	20.3	19.7	18.3	21.5	16.7
	KW	2.78	2.78	2.74	2.84	2.96	2.90	2.90	2.85	2.95	3.07	3.02	3.02	2.96	3.06	3.17
NOTE: ALL CAPACITIES INCLUDE INDOOR FAN HEAT. KW VALUES ARE FOR THE SYSTEM (OUTDOOR + INDOOR).																
Green shaded cells are ACCA (TVA) conditions.																
Blue shaded cells are AHRI conditions.																

**Multipliers for determining the performance with other indoor sections.**

**NOTE:** For dry bulb temperatures different than those listed (between 73-87 °F), sensible capacity increases by 1060 BTUH per 1000 CFM per degree above the listed temperature and decreases by 1060 BTUH per 1000 CFM per degree below the listed temperature.

**COIL MULTIPLIERS - 2.5 TON**

Air Handler	Coil	T.C.	S.C.	KW
–	CF/CM/CU30B	1.00	1.00	1.00
–	CF/CM/CU30C	1.00	1.00	1.00
–	CF/CM/CU30D	1.00	1.00	1.00
–	CF/CM/CU36B	1.03	1.03	1.03
–	CF/CM/CU36C	1.03	1.03	1.03
–	CF/CM/CU36D	1.03	1.03	1.03
–	CF/CM/CU42C	1.03	1.02	1.03
–	CF/CM/CU42D	1.03	1.02	1.03
–	CF42B	1.03	1.02	1.03
AE30BX21	–	1.01	0.95	0.93
AE36BX21	–	1.03	1.05	0.95
AE36CX21	–	1.03	1.05	0.95
AE36CX21	–	1.03	1.04	0.93
AP30BX21	–	1.03	1.03	1.01
AP36BX21	–	1.03	1.03	1.01
AP36CX21	–	1.03	1.02	1.01
AP42CX21	–	1.03	1.07	1.03
AVC30BX21	–	1.03	1.03	0.97
AVC36BX21	–	1.03	1.05	0.93
AVC36CX21	–	1.03	1.04	0.91
ME08BN21	CF/CM30B	1.03	0.99	0.94
ME08BN21	CF/CM36B	1.03	0.99	0.95
ME08BN21	CF42B	1.03	0.98	0.94
ME12BN21	CF/CM30B	1.01	0.94	0.93
ME12BN21	CF/CM36B	1.03	1.04	0.95
ME12BN21	CF42B	1.03	1.03	0.95
ME14DN21	CF/CM30D	1.03	1.08	0.93
ME14DN21	CF/CM36D	1.03	1.04	0.91
ME14DN21	CF/CM42D	1.03	1.03	0.93
ME16CN21	CF/CM30C	1.03	1.07	0.97
ME16CN21	CF/CM36C	1.03	1.07	0.97
ME16CN21	CF/CM42C	1.03	1.03	0.99
MVC08BN21	CF42B	1.01	0.95	0.95
MVC12BN21	CF/CM30B	1.01	0.94	0.94
MVC12BN21	CF/CM36B	1.03	1.04	0.97
MVC12BN21	CF42B	1.03	1.03	0.97
MVC14DN21	CF/CM30D	1.03	1.01	0.93
MVC14DN21	CF/CM36D	1.03	1.03	0.91
MVC14DN21	CF/CM42D	1.03	1.03	0.93
MVC16CN21	CF/CM30C	1.03	1.01	0.95
MVC16CN21	CF/CM36C	1.03	1.05	0.93
MVC16CN21	CF/CM42C	1.03	1.00	0.93
MVC20DN21	CF/CM36D	1.03	1.08	0.91
MVC20DN21	CF/CM42D	1.03	1.07	0.93

**FURNACE MULTIPLIERS - 2.5 TON**

Furnaces	Coil	T.C.	S.C.	KW
TM8V060A12MP12C	CF/CM/CU30A	1.03	1.10	1.00
TM8V060A12MP12C	CF/CM36A	1.03	1.10	0.99
TM8V080B12MP12C	CF/CM/CU30B	1.00	1.04	0.96
TM8V080B12MP12C	CF/CM/CU36B	1.01	1.04	0.97
TM8V080B12MP12C	CF42B	1.01	1.04	0.94
TM8V080C16MP12C	CF/CM/CU30C	1.03	1.14	0.97
TM8V080C16MP12C	CF/CM/CU30D	1.03	1.14	0.93
TM8V080C16MP12C	CF/CM/CU36C	1.03	1.14	0.97
TM8V080C16MP12C	CF/CM/CU36D	1.03	1.14	0.93
TM8V080C16MP12C	CF/CM/CU42C	1.03	1.13	0.95
TM8V080C16MP12C	CF/CM/CU42D	1.03	1.13	0.93
TM8V100C16MP12C	CF/CM/CU30C	1.03	1.14	0.97
TM8V100C16MP12C	CF/CM/CU30D	1.03	1.14	0.93
TM8V100C16MP12C	CF/CM/CU36C	1.03	1.14	0.97
TM8V100C16MP12C	CF/CM/CU36D	1.03	1.14	0.93
TM8V100C16MP12C	CF/CM/CU42C	1.03	1.13	0.95
TM8V100C16MP12C	CF/CM/CU42D	1.03	1.13	0.93
TM8X060A12MP11	CF/CM/CU30A	0.99	1.04	0.94
TM8X060A12MP11	CF/CM36A	1.00	1.02	0.96
TM8X080B12MP11	CF/CM/CU30B	1.03	1.11	0.97
TM8X080B12MP11	CF/CM/CU36B	1.03	1.10	0.97
TM8X080B12MP11	CF42B	1.03	1.10	0.97
TM8X080C16MP11	CF/CM/CU30C	1.03	1.10	0.94
TM8X080C16MP11	CF/CM/CU30D	1.03	1.11	0.93
TM8X080C16MP11	CF/CM/CU36C	1.03	1.09	0.95
TM8X080C16MP11	CF/CM/CU36D	1.03	1.10	0.95
TM8X080C16MP11	CF/CM/CU42C	1.03	1.10	0.93
TM8X080C16MP11	CF/CM/CU42D	1.03	1.11	0.93
TM8X100C16MP11	CF/CM/CU30C	1.03	1.10	0.94
TM8X100C16MP11	CF/CM/CU30D	1.03	1.11	0.93
TM8X100C16MP11	CF/CM/CU36C	1.03	1.09	0.95
TM8X100C16MP11	CF/CM/CU36D	1.03	1.10	0.95
TM8X100C16MP11	CF/CM/CU42C	1.03	1.10	0.93
TM8X100C16MP11	CF/CM/CU42D	1.03	1.11	0.93
TM8X100C20MP11	CF/CM/CU30C	1.03	1.13	0.93
TM8X100C20MP11	CF/CM/CU30D	1.03	1.13	0.95
TM8X100C20MP11	CF/CM/CU36C	1.03	1.12	0.93
TM8X100C20MP11	CF/CM/CU36D	1.03	1.12	0.93
TM8X100C20MP11	CF/CM/CU42C	1.03	1.11	0.93
TM8X100C20MP11	CF/CM/CU42D	1.03	1.11	0.93
TM8X120C20MP11	CF/CM/CU30C	1.03	1.13	0.93
TM8X120C20MP11	CF/CM/CU30D	1.03	1.13	0.95
TM8X120C20MP11	CF/CM/CU36C	1.03	1.12	0.93
TM8X120C20MP11	CF/CM/CU36D	1.03	1.12	0.93
TM8X120C20MP11	CF/CM/CU42C	1.03	1.11	0.93
TM8X120C20MP11	CF/CM/CU42D	1.03	1.11	0.93
TM8Y060A12MP11	CF/CM/CU30A	0.99	1.04	0.94
TM8Y060A12MP11	CF/CM36A	1.00	1.02	0.96
TM8Y080B12MP11	CF/CM/CU30B	1.03	1.11	0.97
TM8Y080B12MP11	CF/CM/CU36B	1.03	1.10	0.97
TM8Y080B12MP11	CF42B	1.03	1.10	0.97
TM8Y080C16MP11	CF/CM/CU30C	1.03	1.10	0.94
TM8Y080C16MP11	CF/CM/CU30D	1.03	1.11	0.93
TM8Y080C16MP11	CF/CM/CU36C	1.03	1.09	0.95
TM8Y080C16MP11	CF/CM/CU36D	1.03	1.10	0.95

**FURNACE MULTIPLIERS - 2.5 TON (Continued)**

Furnaces	Coil	T.C.	S.C.	KW
TM8Y080C16MP11	CF/CM/CU42C	1.03	1.10	0.93
TM8Y080C16MP11	CF/CM/CU42D	1.03	1.11	0.93
TM8Y100C16MP11	CF/CM/CU30C	1.03	1.10	0.94
TM8Y100C16MP11	CF/CM/CU30D	1.03	1.11	0.93
TM8Y100C16MP11	CF/CM/CU36C	1.03	1.09	0.95
TM8Y100C16MP11	CF/CM/CU36D	1.03	1.10	0.95
TM8Y100C16MP11	CF/CM/CU42C	1.03	1.10	0.93
TM8Y100C16MP11	CF/CM/CU42D	1.03	1.11	0.93
TM8Y100C20MP11	CF/CM/CU30C	1.03	1.13	0.93
TM8Y100C20MP11	CF/CM/CU30D	1.03	1.13	0.95
TM8Y100C20MP11	CF/CM/CU36C	1.03	1.12	0.93
TM8Y100C20MP11	CF/CM/CU36D	1.03	1.12	0.93
TM8Y100C20MP11	CF/CM/CU42C	1.03	1.11	0.93
TM8Y100C20MP11	CF/CM/CU42D	1.03	1.11	0.93
TM8Y120C20MP11	CF/CM/CU30C	1.03	1.13	0.93
TM8Y120C20MP11	CF/CM/CU30D	1.03	1.13	0.95
TM8Y120C20MP11	CF/CM/CU36C	1.03	1.12	0.93
TM8Y120C20MP11	CF/CM/CU36D	1.03	1.12	0.93
TM8Y120C20MP11	CF/CM/CU42C	1.03	1.11	0.93
TM8Y120C20MP11	CF/CM/CU42D	1.03	1.11	0.93
TM9E080B12MP11	CF/CM/CU30B	1.03	1.11	0.97
TM9E080B12MP11	CF/CM/CU36B	1.03	1.10	0.97
TM9E080B12MP11	CF42B	1.03	1.10	0.97
TM9E100C16MP11	CF/CM/CU30C	1.03	1.11	0.97
TM9E100C16MP11	CF/CM/CU30D	1.03	1.13	0.97
TM9E100C16MP11	CF/CM/CU36C	1.03	1.10	0.95
TM9E100C16MP11	CF/CM/CU36D	1.03	1.11	0.95
TM9E100C16MP11	CF/CM/CU42C	1.03	1.11	0.97
TM9E100C16MP11	CF/CM/CU42D	1.03	1.11	0.93
TM9E120D20MP11	CF/CM/CU30D	1.03	1.10	0.92
TM9E120D20MP11	CF/CM/CU36D	1.03	1.08	0.93
TM9E120D20MP11	CF/CM/CU42D	1.03	1.10	0.93
TM9V080B12MP12C	CF/CM/CU30B	1.03	1.11	0.99
TM9V080B12MP12C	CF/CM/CU36B	1.03	1.10	0.97
TM9V080B12MP12C	CF42B	1.03	1.11	0.97
TM9V100C16MP12C	CF/CM/CU30C	1.03	1.13	0.97
TM9V100C16MP12C	CF/CM/CU30D	1.03	1.11	0.93
TM9V100C16MP12C	CF/CM/CU36C	1.03	1.11	0.95
TM9V100C16MP12C	CF/CM/CU36D	1.03	1.10	0.93
TM9V100C16MP12C	CF/CM/CU42C	1.03	1.11	0.93
TM9V100C16MP12C	CF/CM/CU42D	1.03	1.11	0.93
TM9V100C20MP12C	CF/CM/CU30D	1.03	1.17	0.93
TM9V100C20MP12C	CF/CM/CU36C	1.03	1.16	0.97
TM9V100C20MP12C	CF/CM/CU36D	1.03	1.16	0.93
TM9V100C20MP12C	CF/CM/CU42C	1.03	1.15	0.93
TM9V100C20MP12C	CF/CM/CU42D	1.03	1.15	0.93
TM9V120D20MP12C	CF/CM/CU36D	1.03	1.14	0.91
TM9V120D20MP12C	CF/CM/CU42D	1.03	1.13	0.93
TM9Y080B12MP11	CF/CM/CU30B	1.03	1.11	0.97
TM9Y080B12MP11	CF/CM/CU36B	1.03	1.10	0.97
TM9Y080B12MP11	CF42B	1.03	1.10	0.97
TM9Y100C16MP11	CF/CM/CU30C	1.03	1.11	0.97
TM9Y100C16MP11	CF/CM/CU30D	1.03	1.13	0.97
TM9Y100C16MP11	CF/CM/CU36C	1.03	1.10	0.95
TM9Y100C16MP11	CF/CM/CU36D	1.03	1.11	0.95

**FURNACE MULTIPLIERS - 2.5 TON (Continued)**

Furnaces	Coil	T.C.	S.C.	KW
TM9Y100C16MP11	CF/CM/CU42C	1.03	1.11	0.97
TM9Y100C16MP11	CF/CM/CU42D	1.03	1.11	0.93
TM9Y120D20MP11	CF/CM/CU30D	1.03	1.10	0.92
TM9Y120D20MP11	CF/CM/CU36D	1.03	1.08	0.93
TM9Y120D20MP11	CF/CM/CU42D	1.03	1.10	0.93
TMLV060A12MP12C	CF/CM/CU30A	1.03	1.10	1.00
TMLV060A12MP12C	CF/CM36A	1.03	1.10	0.99
TMLV080B12MP12C	CF/CM/CU30B	1.00	1.04	0.96
TMLV080B12MP12C	CF/CM/CU36B	1.01	1.04	0.97
TMLV080B12MP12C	CF42B	1.01	1.04	0.94
TMLV080C16MP12C	CF/CM/CU30C	1.03	1.14	0.97
TMLV080C16MP12C	CF/CM/CU30D	1.03	1.14	0.93
TMLV080C16MP12C	CF/CM/CU36C	1.03	1.14	0.97
TMLV080C16MP12C	CF/CM/CU36D	1.03	1.14	0.93
TMLV080C16MP12C	CF/CM/CU42C	1.03	1.13	0.95
TMLV080C16MP12C	CF/CM/CU42D	1.03	1.13	0.93
TMLV100C16MP12C	CF/CM/CU30C	1.03	1.14	0.97
TMLV100C16MP12C	CF/CM/CU30D	1.03	1.14	0.93
TMLV100C16MP12C	CF/CM/CU36C	1.03	1.14	0.97
TMLV100C16MP12C	CF/CM/CU36D	1.03	1.14	0.93
TMLV100C16MP12C	CF/CM/CU42C	1.03	1.13	0.95
TMLV100C16MP12C	CF/CM/CU42D	1.03	1.13	0.93
TMLX060A12MP11	CF/CM/CU30A	0.99	1.04	0.94
TMLX060A12MP11	CF/CM36A	1.00	1.02	0.96
TMLX080B12MP11	CF/CM/CU30B	1.03	1.11	0.97
TMLX080B12MP11	CF/CM/CU36B	1.03	1.10	0.97
TMLX080B12MP11	CF42B	1.03	1.10	0.97
TMLX080C16MP11	CF/CM/CU30C	1.03	1.10	0.94
TMLX080C16MP11	CF/CM/CU30D	1.03	1.11	0.93
TMLX080C16MP11	CF/CM/CU36C	1.03	1.09	0.95
TMLX080C16MP11	CF/CM/CU36D	1.03	1.10	0.95
TMLX080C16MP11	CF/CM/CU42C	1.03	1.10	0.93
TMLX080C16MP11	CF/CM/CU42D	1.03	1.11	0.93
TMLX100C16MP11	CF/CM/CU30C	1.03	1.10	0.94
TMLX100C16MP11	CF/CM/CU30D	1.03	1.11	0.93
TMLX100C16MP11	CF/CM/CU36C	1.03	1.09	0.95
TMLX100C16MP11	CF/CM/CU36D	1.03	1.10	0.95
TMLX100C16MP11	CF/CM/CU42C	1.03	1.10	0.93
TMLX100C16MP11	CF/CM/CU42D	1.03	1.11	0.93
TMLX100C20MP11	CF/CM/CU30C	1.03	1.13	0.93
TMLX100C20MP11	CF/CM/CU30D	1.03	1.13	0.95
TMLX100C20MP11	CF/CM/CU36C	1.03	1.12	0.93
TMLX100C20MP11	CF/CM/CU36D	1.03	1.12	0.93
TMLX100C20MP11	CF/CM/CU42C	1.03	1.11	0.93
TMLX100C20MP11	CF/CM/CU42D	1.03	1.11	0.93
TMLX120C20MP11	CF/CM/CU30C	1.03	1.13	0.93
TMLX120C20MP11	CF/CM/CU30D	1.03	1.13	0.95
TMLX120C20MP11	CF/CM/CU36C	1.03	1.12	0.93
TMLX120C20MP11	CF/CM/CU36D	1.03	1.12	0.93
TMLX120C20MP11	CF/CM/CU42C	1.03	1.11	0.93
TMLX120C20MP11	CF/CM/CU42D	1.03	1.11	0.93
TP9C080B12MP13C	CF/CM/CU30B	1.03	1.11	0.99
TP9C080B12MP13C	CF/CM/CU36B	1.03	1.10	0.97
TP9C080B12MP13C	CF42B	1.03	1.11	0.97
TP9C100C16MP13C	CF/CM/CU30C	1.03	1.13	0.97

**FURNACE MULTIPLIERS - 2.5 TON (Continued)**

Furnaces	Coil	T.C.	S.C.	KW
TP9C100C16MP13C	CF/CM/CU30D	1.03	1.11	0.93
TP9C100C16MP13C	CF/CM/CU36C	1.03	1.11	0.95
TP9C100C16MP13C	CF/CM/CU36D	1.03	1.10	0.93
TP9C100C16MP13C	CF/CM/CU42C	1.03	1.11	0.93
TP9C100C16MP13C	CF/CM/CU42D	1.03	1.11	0.93
TP9C100C20MP13C	CF/CM/CU30D	1.03	1.17	0.93
TP9C100C20MP13C	CF/CM/CU36C	1.03	1.16	0.97
TP9C100C20MP13C	CF/CM/CU36D	1.03	1.16	0.93
TP9C100C20MP13C	CF/CM/CU42C	1.03	1.15	0.93
TP9C100C20MP13C	CF/CM/CU42D	1.03	1.15	0.93
TP9C120D20MP13C	CF/CM/CU36D	1.03	1.14	0.91
TP9C120D20MP13C	CF/CM/CU42D	1.03	1.13	0.93
TPLC060A12MP13C	CF/CM/CU30A	1.03	1.10	1.00
TPLC060A12MP13C	CF/CM36A	1.03	1.10	0.99
TPLC080B12MP13C	CF/CM/CU30B	1.00	1.04	0.96
TPLC080B12MP13C	CF/CM/CU36B	1.01	1.04	0.97
TPLC080B12MP13C	CF42B	1.01	1.04	0.94
TPLC080C16MP13C	CF/CM/CU30C	1.03	1.14	0.97
TPLC080C16MP13C	CF/CM/CU30D	1.03	1.14	0.93
TPLC080C16MP13C	CF/CM/CU36C	1.03	1.14	0.97
TPLC080C16MP13C	CF/CM/CU36D	1.03	1.14	0.93
TPLC080C16MP13C	CF/CM/CU42C	1.03	1.13	0.95
TPLC080C16MP13C	CF/CM/CU42D	1.03	1.13	0.93
TPLC100C16MP13C	CF/CM/CU30C	1.03	1.14	0.97
TPLC100C16MP13C	CF/CM/CU30D	1.03	1.14	0.93
TPLC100C16MP13C	CF/CM/CU36C	1.03	1.14	0.97
TPLC100C16MP13C	CF/CM/CU36D	1.03	1.14	0.93
TPLC100C16MP13C	CF/CM/CU42C	1.03	1.13	0.95
TPLC100C16MP13C	CF/CM/CU42D	1.03	1.13	0.93
YP9C080B12MP13C	CF/CM/CU30B	1.03	1.11	0.99
YP9C080B12MP13C	CF/CM/CU36B	1.03	1.10	0.97
YP9C080B12MP13C	CF42B	1.03	1.11	0.97

**FURNACE MULTIPLIERS - 2.5 TON (Continued)**

Furnaces	Coil	T.C.	S.C.	KW
YP9C100C16MP13C	CF/CM/CU30C	1.03	1.13	0.97
YP9C100C16MP13C	CF/CM/CU30D	1.03	1.11	0.93
YP9C100C16MP13C	CF/CM/CU36C	1.03	1.11	0.95
YP9C100C16MP13C	CF/CM/CU36D	1.03	1.10	0.93
YP9C100C16MP13C	CF/CM/CU42C	1.03	1.11	0.93
YP9C100C16MP13C	CF/CM/CU42D	1.03	1.11	0.93
YP9C100C20MP13C	CF/CM/CU30D	1.03	1.17	0.93
YP9C100C20MP13C	CF/CM/CU36C	1.03	1.16	0.97
YP9C100C20MP13C	CF/CM/CU36D	1.03	1.16	0.93
YP9C100C20MP13C	CF/CM/CU42C	1.03	1.15	0.93
YP9C100C20MP13C	CF/CM/CU42D	1.03	1.15	0.93
YP9C120D20MP13C	CF/CM/CU36D	1.03	1.14	0.91
YP9C120D20MP13C	CF/CM/CU42D	1.03	1.13	0.93
YPLC060A12MP13C	CF/CM/CU30A	1.03	1.10	1.00
YPLC060A12MP13C	CF/CM36A	1.03	1.10	0.99
YPLC080B12MP13C	CF/CM/CU30B	1.00	1.04	0.96
YPLC080B12MP13C	CF/CM/CU36B	1.01	1.04	0.97
YPLC080B12MP13C	CF42B	1.01	1.04	0.94
YPLC080C16MP13C	CF/CM/CU30C	1.03	1.14	0.97
YPLC080C16MP13C	CF/CM/CU30D	1.03	1.14	0.93
YPLC080C16MP13C	CF/CM/CU36C	1.03	1.14	0.97
YPLC080C16MP13C	CF/CM/CU36D	1.03	1.14	0.93
YPLC080C16MP13C	CF/CM/CU42C	1.03	1.13	0.95
YPLC080C16MP13C	CF/CM/CU42D	1.03	1.13	0.93
YPLC100C16MP13C	CF/CM/CU30C	1.03	1.14	0.97
YPLC100C16MP13C	CF/CM/CU30D	1.03	1.14	0.93
YPLC100C16MP13C	CF/CM/CU36C	1.03	1.14	0.97
YPLC100C16MP13C	CF/CM/CU36D	1.03	1.14	0.93
YPLC100C16MP13C	CF/CM/CU42C	1.03	1.13	0.95
YPLC100C16MP13C	CF/CM/CU42D	1.03	1.13	0.93

**PERFORMANCE DATA - 3 TON**

<b>CONDENSER-ONLY DATA (OUTDOOR UNIT)</b>																
<b>MODEL</b>	<b>SATURATED SUCTION @ COMPRESSOR</b>		<b>Outdoor Ambient Temperature</b>													
			<b>55 °F</b>		<b>65 °F</b>		<b>75 °F</b>		<b>85 °F</b>		<b>95 °F</b>		<b>105 °F</b>		<b>115 °F</b>	
	<b>T (°F)</b>	<b>P (PSIG)</b>	<b>MBH</b>	<b>KW</b>	<b>MBH</b>	<b>KW</b>	<b>MBH</b>	<b>KW</b>	<b>MBH</b>	<b>KW</b>	<b>MBH</b>	<b>KW</b>	<b>MBH</b>	<b>KW</b>	<b>MBH</b>	<b>KW</b>
<b>YCD36B21(H,S)</b>	35	107	41.0	1.78	38.3	2.03	35.2	2.23	31.8	2.39	28.2	2.52	24.7	2.64	21.4	2.73
	40	119	43.8	1.74	41.2	2.02	38.1	2.25	34.7	2.44	31.1	2.59	27.3	2.72	23.6	2.84
	45	130	46.3	1.68	43.9	1.99	40.8	2.25	37.3	2.47	33.6	2.64	29.7	2.79	25.8	2.93
	50	143	48.5	1.58	46.3	1.94	43.3	2.23	39.7	2.48	36.0	2.67	32.0	2.85	27.8	3.00
	55	156	50.3	1.45	48.3	1.85	45.4	2.18	41.9	2.46	38.1	2.68	33.9	2.88	29.6	3.05

**Notes:**

1. For Outdoor Unit (Condenser) performance only. Data does not include the effects of air handler power or heat.
2. Performance based on 15°F subcooling and 15°F superheat at the Outdoor Unit base valves.
  - a. Increase capacity by 1% for each 2°F increase in subcooling.
  - b. Decrease capacity by 1% for each 2°F decrease in subcooling.
3. Maximum recommended condensing temperature is 140°F.

<b>COOLING PERFORMANCE DATA</b>																
<b>OUTDOOR UNIT MODEL NO.</b>			<b>YCD36B21(H,S)</b>													
<b>INDOOR COIL MODEL NO.</b>			<b>CF36BXA1</b>													
<b>AIR TEMP. ENTERING OUTDOOR UNIT (°F)</b>	<b>ID CFM</b>	<b>1000</b>					<b>1200</b>					<b>1400</b>				
	<b>ID DB (°F)</b>	<b>80</b>	<b>80</b>	<b>75</b>	<b>80</b>	<b>80</b>	<b>80</b>	<b>80</b>	<b>75</b>	<b>80</b>	<b>80</b>	<b>80</b>	<b>80</b>	<b>75</b>	<b>80</b>	<b>80</b>
	<b>ID WB (°F)</b>	<b>57</b>	<b>62</b>	<b>62</b>	<b>67</b>	<b>72</b>	<b>57</b>	<b>62</b>	<b>62</b>	<b>67</b>	<b>72</b>	<b>57</b>	<b>62</b>	<b>62</b>	<b>67</b>	<b>72</b>
<b>55</b>	<b>T.C.</b>	34.9	36.1	35.3	36.3	39.1	35.4	36.4	35.8	36.7	38.4	35.9	36.6	36.3	37.1	37.7
	<b>S.C.</b>	34.9	27.3	24.6	23.2	18.7	35.4	28.3	25.6	23.5	18.9	35.9	29.3	26.5	23.8	19.2
	<b>KW</b>	2.17	2.16	2.17	2.17	2.19	2.24	2.24	2.25	2.26	2.27	2.31	2.32	2.33	2.34	2.34
<b>65</b>	<b>T.C.</b>	34.1	35.5	34.9	36.7	38.3	35.0	35.9	35.3	36.8	38.3	35.9	36.4	35.7	37.0	38.4
	<b>S.C.</b>	34.1	28.4	24.9	23.7	18.9	35.0	29.7	25.9	24.1	19.0	35.9	30.9	27.0	24.5	19.1
	<b>KW</b>	2.36	2.37	2.37	2.39	2.40	2.44	2.45	2.45	2.47	2.48	2.52	2.53	2.54	2.55	2.56
<b>75</b>	<b>T.C.</b>	33.2	34.8	34.4	37.0	37.5	34.5	35.5	34.7	36.9	38.3	35.8	36.1	35.0	36.8	39.0
	<b>S.C.</b>	33.2	29.6	25.2	24.1	19.1	34.5	31.0	26.3	24.7	19.0	35.7	32.5	27.5	25.3	19.0
	<b>KW</b>	2.55	2.58	2.57	2.61	2.61	2.64	2.66	2.66	2.68	2.69	2.73	2.74	2.74	2.76	2.77
<b>85</b>	<b>T.C.</b>	30.3	32.2	31.8	35.5	36.3	31.8	32.9	32.3	35.7	36.8	33.3	33.7	32.8	35.8	37.3
	<b>S.C.</b>	30.3	28.7	24.0	23.9	18.7	31.8	30.5	25.8	24.8	19.0	33.3	32.2	27.5	25.8	19.4
	<b>KW</b>	2.73	2.76	2.77	2.82	2.85	2.83	2.85	2.85	2.91	2.93	2.93	2.94	2.94	2.99	3.02
<b>95</b>	<b>T.C.</b>	27.5	29.5	29.1	34.1	35.1	29.1	30.4	29.8	34.4	35.3	30.7	31.3	30.5	34.7	35.5
	<b>S.C.</b>	27.5	27.8	22.9	23.6	18.4	29.1	29.9	25.3	25.0	19.1	30.7	31.3	27.6	26.4	19.8
	<b>KW</b>	2.91	2.95	2.96	3.03	3.09	3.02	3.05	3.05	3.13	3.17	3.14	3.15	3.14	3.22	3.26
<b>105</b>	<b>T.C.</b>	24.9	26.2	25.8	30.6	33.1	26.4	27.5	26.5	31.0	33.5	27.9	28.8	27.2	31.4	33.8
	<b>S.C.</b>	24.9	25.6	21.5	22.4	17.4	26.4	27.5	23.6	24.1	18.3	27.9	28.8	25.7	25.9	19.2
	<b>KW</b>	3.11	3.12	3.13	3.22	3.29	3.22	3.23	3.23	3.32	3.39	3.34	3.35	3.33	3.41	3.48
<b>115</b>	<b>T.C.</b>	22.3	22.8	22.4	27.1	31.1	23.8	24.6	23.1	27.6	31.6	25.2	26.3	23.8	28.1	32.1
	<b>S.C.</b>	22.3	22.8	20.1	21.1	16.5	23.8	24.6	22.0	23.2	17.5	25.2	26.3	23.8	25.4	18.6
	<b>KW</b>	3.30	3.28	3.30	3.41	3.50	3.42	3.41	3.41	3.51	3.60	3.54	3.54	3.52	3.60	3.71
<b>NOTE: ALL CAPACITIES INCLUDE INDOOR FAN HEAT. KW VALUES ARE FOR THE SYSTEM (OUTDOOR + INDOOR).</b>																
Green shaded cells are ACCA (TVA) conditions.																
Blue shaded cells are AHRI conditions.																

**Multipliers for determining the performance with other indoor sections.**

**NOTE:** For dry bulb temperatures different than those listed (between 73-87 °F), sensible capacity increases by 1060 BTUH per 1000 CFM per degree above the listed temperature and decreases by 1060 BTUH per 1000 CFM per degree below the listed temperature.

**COIL MULTIPLIERS - 3 TON**

Air Handler	Coil	T.C.	S.C.	KW
–	CF/CM/CU48C	1.02	1.02	1.02
–	CF/CM/CU48D	1.02	1.02	1.02
–	CF42B	1.02	1.02	1.02
AE36BX21	–	1.02	0.95	0.96
AE36CX21	–	1.02	0.96	0.92
AE42CX21	–	1.05	1.05	0.96
AE48CX21	–	1.05	1.06	0.96
AE48DX21	–	1.05	1.06	0.94
AP36BX21	–	1.01	0.94	1.01
AP36CX21	–	1.02	0.99	1.02
AP42CX21	–	1.02	0.99	1.02
AP48CX21	–	1.02	1.02	1.02
AP48DX21	–	1.02	1.02	1.02
AVC36BX21	–	1.02	0.94	0.94
AVC36CX21	–	1.04	1.03	0.93
AVC42CX21	–	1.04	1.02	0.93
AVC48CX21	–	1.03	0.99	0.93
AVC48DX21	–	1.05	1.02	0.94
ME12BN21	CF/CM36B	1.02	0.97	0.96
ME12BN21	CF42B	1.02	0.95	0.96
ME14DN21	CF/CM36D	1.05	1.06	0.94
ME14DN21	CF/CM42D	1.05	1.06	0.94
ME14DN21	CF/CM48D	1.05	1.05	0.94
ME16CN21	CF/CM36C	1.04	1.06	0.95
ME16CN21	CF/CM42C	1.05	1.06	0.94
ME16CN21	CF/CM48C	1.05	1.05	0.94
ME20DN21	CF/CM36D	1.03	1.08	0.99
ME20DN21	CF/CM42D	1.04	1.09	1.00
ME20DN21	CF/CM48D	1.04	1.09	1.00
MVC08BN21	CF42B	1.02	0.95	0.95
MVC12BN21	CF/CM36B	1.02	0.94	0.97
MVC12BN21	CF42B	1.02	0.95	0.96
MVC14DN21	CF/CM36D	1.02	0.94	0.92
MVC14DN21	CF/CM42D	1.03	0.96	0.92
MVC14DN21	CF/CM48D	1.04	1.03	0.93
MVC16CN21	CF/CM36C	1.03	1.00	0.93
MVC16CN21	CF/CM42C	1.05	1.07	0.94
MVC16CN21	CF/CM48C	1.05	1.05	0.94
MVC20DN21	CF/CM36D	1.04	1.02	0.93
MVC20DN21	CF/CM42D	1.04	1.05	0.97
MVC20DN21	CF/CM48D	1.05	1.05	0.94

**FURNACE MULTIPLIERS - 3 TON**

Furnaces	Coil	T.C.	S.C.	KW
TM8V080C16MP12C	CF/CM/CU36C	1.03	1.11	0.96
TM8V080C16MP12C	CF/CM/CU36D	1.03	1.14	0.97
TM8V080C16MP12C	CF/CM/CU42C	1.03	1.12	0.96
TM8V080C16MP12C	CF/CM/CU42D	1.04	1.15	0.94
TM8V080C16MP12C	CF/CM/CU48C	1.03	1.11	0.96
TM8V080C16MP12C	CF/CM/CU48D	1.03	1.11	0.96
TM8V100C16MP12C	CF/CM/CU36C	1.03	1.11	0.96
TM8V100C16MP12C	CF/CM/CU36D	1.03	1.14	0.97
TM8V100C16MP12C	CF/CM/CU42C	1.03	1.12	0.96
TM8V100C16MP12C	CF/CM/CU42D	1.04	1.15	0.94
TM8V100C16MP12C	CF/CM/CU48C	1.03	1.11	0.96
TM8V100C16MP12C	CF/CM/CU48D	1.03	1.11	0.96
TM8V100C20MP12C	CF/CM/CU36C	1.03	1.11	0.96
TM8V100C20MP12C	CF/CM/CU36D	1.03	1.12	0.93
TM8V100C20MP12C	CF/CM/CU42C	1.03	1.12	0.96
TM8V100C20MP12C	CF/CM/CU42D	1.04	1.16	0.94
TM8V100C20MP12C	CF/CM/CU48C	1.03	1.12	0.95
TM8V100C20MP12C	CF/CM/CU48D	1.03	1.12	0.93
TM8V120C20MP12C	CF/CM/CU36C	1.03	1.11	0.96
TM8V120C20MP12C	CF/CM/CU36D	1.03	1.12	0.93
TM8V120C20MP12C	CF/CM/CU42C	1.03	1.12	0.96
TM8V120C20MP12C	CF/CM/CU42D	1.04	1.16	0.94
TM8V120C20MP12C	CF/CM/CU48C	1.03	1.12	0.95
TM8V120C20MP12C	CF/CM/CU48D	1.03	1.12	0.93
TM8X060A12MP11	CF/CM36A	1.00	1.05	0.98
TM8X080B12MP11	CF/CM/CU36B	1.03	1.12	0.96
TM8X080B12MP11	CF42B	1.02	1.10	0.97
TM8X080C16MP11	CF/CM/CU36C	1.03	1.11	0.96
TM8X080C16MP11	CF/CM/CU36D	1.03	1.13	0.95
TM8X080C16MP11	CF/CM/CU42C	1.03	1.12	0.94
TM8X080C16MP11	CF/CM/CU42D	1.04	1.14	0.95
TM8X080C16MP11	CF/CM/CU48C	1.03	1.11	0.96
TM8X080C16MP11	CF/CM/CU48D	1.03	1.11	0.94
TM8X100C16MP11	CF/CM/CU36C	1.03	1.11	0.96
TM8X100C16MP11	CF/CM/CU36D	1.03	1.13	0.95
TM8X100C16MP11	CF/CM/CU42C	1.03	1.12	0.94
TM8X100C16MP11	CF/CM/CU42D	1.04	1.14	0.95
TM8X100C16MP11	CF/CM/CU48C	1.03	1.11	0.96
TM8X100C16MP11	CF/CM/CU48D	1.03	1.11	0.94
TM8X100C20MP11	CF/CM/CU36C	1.04	1.16	0.97
TM8X100C20MP11	CF/CM/CU36D	1.03	1.17	0.97
TM8X100C20MP11	CF/CM/CU42C	1.04	1.16	0.95
TM8X100C20MP11	CF/CM/CU42D	1.04	1.17	0.93
TM8X100C20MP11	CF/CM/CU48C	1.05	1.17	0.98
TM8X100C20MP11	CF/CM/CU48D	1.04	1.17	0.97
TM8X120C20MP11	CF/CM/CU36C	1.04	1.16	0.97
TM8X120C20MP11	CF/CM/CU36D	1.03	1.17	0.97
TM8X120C20MP11	CF/CM/CU42C	1.04	1.16	0.95
TM8X120C20MP11	CF/CM/CU42D	1.04	1.17	0.93
TM8X120C20MP11	CF/CM/CU48C	1.05	1.17	0.98
TM8X120C20MP11	CF/CM/CU48D	1.04	1.17	0.97
TM8Y060A12MP11	CF/CM36A	1.00	1.05	0.98
TM8Y080B12MP11	CF/CM/CU36B	1.03	1.12	0.96
TM8Y080B12MP11	CF42B	1.02	1.10	0.97
TM8Y080C16MP11	CF/CM/CU36C	1.03	1.11	0.96

**FURNACE MULTIPLIERS - 3 TON (Continued)**

<b>Furnaces</b>	<b>Coil</b>	<b>T.C.</b>	<b>S.C.</b>	<b>KW</b>
TM8Y080C16MP11	CF/CM/CU36D	1.03	1.13	0.95
TM8Y080C16MP11	CF/CM/CU42C	1.03	1.12	0.94
TM8Y080C16MP11	CF/CM/CU42D	1.04	1.14	0.95
TM8Y080C16MP11	CF/CM/CU48C	1.03	1.11	0.96
TM8Y080C16MP11	CF/CM/CU48D	1.03	1.11	0.94
TM8Y100C16MP11	CF/CM/CU36C	1.03	1.11	0.96
TM8Y100C16MP11	CF/CM/CU36D	1.03	1.13	0.95
TM8Y100C16MP11	CF/CM/CU42C	1.03	1.12	0.94
TM8Y100C16MP11	CF/CM/CU42D	1.04	1.14	0.95
TM8Y100C16MP11	CF/CM/CU48C	1.03	1.11	0.96
TM8Y100C16MP11	CF/CM/CU48D	1.03	1.11	0.94
TM8Y100C20MP11	CF/CM/CU36C	1.04	1.16	0.97
TM8Y100C20MP11	CF/CM/CU36D	1.03	1.17	0.97
TM8Y100C20MP11	CF/CM/CU42C	1.04	1.16	0.95
TM8Y100C20MP11	CF/CM/CU42D	1.04	1.17	0.93
TM8Y100C20MP11	CF/CM/CU48C	1.05	1.17	0.98
TM8Y100C20MP11	CF/CM/CU48D	1.04	1.17	0.97
TM8Y120C20MP11	CF/CM/CU36C	1.04	1.16	0.97
TM8Y120C20MP11	CF/CM/CU36D	1.03	1.17	0.97
TM8Y120C20MP11	CF/CM/CU42C	1.04	1.16	0.95
TM8Y120C20MP11	CF/CM/CU42D	1.04	1.17	0.93
TM8Y120C20MP11	CF/CM/CU48C	1.05	1.17	0.98
TM8Y120C20MP11	CF/CM/CU48D	1.04	1.17	0.97
TM9E080B12MP11	CF/CM/CU36B	0.98	0.99	0.94
TM9E080B12MP11	CF42B	0.98	1.00	0.94
TM9E100C16MP11	CF/CM/CU36C	1.02	1.11	0.96
TM9E100C16MP11	CF/CM/CU36D	1.03	1.13	0.97
TM9E100C16MP11	CF/CM/CU42C	1.03	1.12	0.96
TM9E100C16MP11	CF/CM/CU42D	1.03	1.13	0.97
TM9E100C16MP11	CF/CM/CU48C	1.03	1.11	0.96
TM9E100C16MP11	CF/CM/CU48D	1.04	1.14	0.97
TM9E100C20MP11	CF/CM/CU36C	1.03	1.13	0.95
TM9E100C20MP11	CF/CM/CU36D	1.04	1.15	0.95
TM9E100C20MP11	CF/CM/CU42C	1.03	1.13	0.93
TM9E100C20MP11	CF/CM/CU42D	1.04	1.15	0.93
TM9E100C20MP11	CF/CM/CU48C	1.04	1.14	0.95
TM9E100C20MP11	CF/CM/CU48D	1.04	1.15	0.93
TM9E120D20MP11	CF/CM/CU36D	1.03	1.17	0.93
TM9E120D20MP11	CF/CM/CU42D	1.04	1.17	0.93
TM9E120D20MP11	CF/CM/CU48D	1.04	1.17	0.97
TM9V080B12MP12C	CF/CM/CU36B	0.98	0.99	0.94
TM9V080B12MP12C	CF42B	1.01	1.08	0.97
TM9V100C16MP12C	CF/CM/CU36C	1.03	1.13	0.95
TM9V100C16MP12C	CF/CM/CU36D	1.03	1.13	0.93
TM9V100C16MP12C	CF/CM/CU42C	1.03	1.13	0.95
TM9V100C16MP12C	CF/CM/CU42D	1.04	1.14	0.94
TM9V100C16MP12C	CF/CM/CU48C	1.04	1.14	0.97
TM9V100C16MP12C	CF/CM/CU48D	1.04	1.14	0.95
TM9V100C20MP12C	CF/CM/CU36C	1.03	1.15	0.97
TM9V100C20MP12C	CF/CM/CU36D	1.03	1.15	0.97
TM9V100C20MP12C	CF/CM/CU42C	1.04	1.16	0.97
TM9V100C20MP12C	CF/CM/CU42D	1.04	1.16	0.94
TM9V100C20MP12C	CF/CM/CU48C	1.04	1.16	1.00
TM9V100C20MP12C	CF/CM/CU48D	1.04	1.16	0.97
TM9V120D20MP12C	CF/CM/CU36D	1.04	1.15	0.95

**FURNACE MULTIPLIERS - 3 TON (Continued)**

<b>Furnaces</b>	<b>Coil</b>	<b>T.C.</b>	<b>S.C.</b>	<b>KW</b>
TM9V120D20MP12C	CF/CM/CU42D	1.04	1.15	0.97
TM9V120D20MP12C	CF/CM/CU48D	1.05	1.16	0.98
TM9Y080B12MP11	CF/CM/CU36B	0.98	0.99	0.94
TM9Y080B12MP11	CF42B	0.98	1.00	0.94
TM9Y100C16MP11	CF/CM/CU36C	1.02	1.11	0.96
TM9Y100C16MP11	CF/CM/CU36D	1.03	1.13	0.97
TM9Y100C16MP11	CF/CM/CU42C	1.03	1.12	0.96
TM9Y100C16MP11	CF/CM/CU42D	1.03	1.13	0.97
TM9Y100C16MP11	CF/CM/CU48C	1.03	1.11	0.96
TM9Y100C16MP11	CF/CM/CU48D	1.04	1.14	0.97
TM9Y100C20MP11	CF/CM/CU36C	1.03	1.13	0.95
TM9Y100C20MP11	CF/CM/CU36D	1.04	1.15	0.95
TM9Y100C20MP11	CF/CM/CU42C	1.03	1.13	0.93
TM9Y100C20MP11	CF/CM/CU42D	1.04	1.15	0.93
TM9Y100C20MP11	CF/CM/CU48C	1.04	1.14	0.95
TM9Y100C20MP11	CF/CM/CU48D	1.04	1.15	0.93
TM9Y120D20MP11	CF/CM/CU36D	1.03	1.17	0.93
TM9Y120D20MP11	CF/CM/CU42D	1.04	1.17	0.93
TM9Y120D20MP11	CF/CM/CU48D	1.04	1.17	0.97
TMLV080C16MP12C	CF/CM/CU36C	1.03	1.11	0.96
TMLV080C16MP12C	CF/CM/CU36D	1.03	1.14	0.97
TMLV080C16MP12C	CF/CM/CU42C	1.03	1.12	0.96
TMLV080C16MP12C	CF/CM/CU42D	1.04	1.15	0.94
TMLV080C16MP12C	CF/CM/CU48C	1.03	1.11	0.96
TMLV080C16MP12C	CF/CM/CU48D	1.03	1.11	0.96
TMLV100C16MP12C	CF/CM/CU36C	1.03	1.11	0.96
TMLV100C16MP12C	CF/CM/CU36D	1.03	1.14	0.97
TMLV100C16MP12C	CF/CM/CU42C	1.03	1.12	0.96
TMLV100C16MP12C	CF/CM/CU42D	1.04	1.15	0.94
TMLV100C16MP12C	CF/CM/CU48C	1.03	1.11	0.96
TMLV100C16MP12C	CF/CM/CU48D	1.03	1.11	0.96
TMLV100C20MP12C	CF/CM/CU36C	1.03	1.11	0.96
TMLV100C20MP12C	CF/CM/CU36D	1.03	1.12	0.93
TMLV100C20MP12C	CF/CM/CU42C	1.03	1.12	0.96
TMLV100C20MP12C	CF/CM/CU42D	1.04	1.16	0.94
TMLV100C20MP12C	CF/CM/CU48C	1.03	1.12	0.95
TMLV100C20MP12C	CF/CM/CU48D	1.03	1.12	0.93
TMLV120C20MP12C	CF/CM/CU36C	1.03	1.11	0.96
TMLV120C20MP12C	CF/CM/CU36D	1.03	1.12	0.93
TMLV120C20MP12C	CF/CM/CU42C	1.03	1.12	0.96
TMLV120C20MP12C	CF/CM/CU42D	1.04	1.16	0.94
TMLV120C20MP12C	CF/CM/CU48C	1.03	1.12	0.95
TMLV120C20MP12C	CF/CM/CU48D	1.03	1.12	0.93
TMLX060A12MP11	CF/CM36A	1.00	1.05	0.98
TMLX080B12MP11	CF/CM/CU36B	1.03	1.12	0.96
TMLX080B12MP11	CF42B	1.02	1.10	0.97
TMLX080C16MP11	CF/CM/CU36C	1.03	1.11	0.96
TMLX080C16MP11	CF/CM/CU36D	1.03	1.13	0.95
TMLX080C16MP11	CF/CM/CU42C	1.03	1.12	0.94
TMLX080C16MP11	CF/CM/CU42D	1.04	1.14	0.95
TMLX080C16MP11	CF/CM/CU48C	1.03	1.11	0.96
TMLX080C16MP11	CF/CM/CU48D	1.03	1.11	0.94
TMLX100C16MP11	CF/CM/CU36C	1.03	1.11	0.96
TMLX100C16MP11	CF/CM/CU36D	1.03	1.13	0.95
TMLX100C16MP11	CF/CM/CU42C	1.03	1.12	0.94

**FURNACE MULTIPLIERS - 3 TON (Continued)**

Furnaces	Coil	T.C.	S.C.	KW
TMLX100C16MP11	CF/CM/CU42D	1.04	1.14	0.95
TMLX100C16MP11	CF/CM/CU48C	1.03	1.11	0.96
TMLX100C16MP11	CF/CM/CU48D	1.03	1.11	0.94
TMLX100C20MP11	CF/CM/CU36C	1.04	1.16	0.97
TMLX100C20MP11	CF/CM/CU36D	1.03	1.17	0.97
TMLX100C20MP11	CF/CM/CU42C	1.04	1.16	0.95
TMLX100C20MP11	CF/CM/CU42D	1.04	1.17	0.93
TMLX100C20MP11	CF/CM/CU48C	1.05	1.17	0.98
TMLX100C20MP11	CF/CM/CU48D	1.04	1.17	0.97
TMLX120C20MP11	CF/CM/CU36C	1.04	1.16	0.97
TMLX120C20MP11	CF/CM/CU36D	1.03	1.17	0.97
TMLX120C20MP11	CF/CM/CU42C	1.04	1.16	0.95
TMLX120C20MP11	CF/CM/CU42D	1.04	1.17	0.93
TMLX120C20MP11	CF/CM/CU48C	1.05	1.17	0.98
TMLX120C20MP11	CF/CM/CU48D	1.04	1.17	0.97
TP9C080B12MP13C	CF/CM/CU36B	0.98	0.99	0.94
TP9C080B12MP13C	CF42B	1.01	1.08	0.97
TP9C100C16MP13C	CF/CM/CU36C	1.03	1.13	0.95
TP9C100C16MP13C	CF/CM/CU36D	1.03	1.13	0.93
TP9C100C16MP13C	CF/CM/CU42C	1.03	1.13	0.95
TP9C100C16MP13C	CF/CM/CU42D	1.04	1.14	0.94
TP9C100C16MP13C	CF/CM/CU48C	1.04	1.14	0.97
TP9C100C16MP13C	CF/CM/CU48D	1.04	1.14	0.95
TP9C100C20MP13C	CF/CM/CU36C	1.03	1.15	0.97
TP9C100C20MP13C	CF/CM/CU36D	1.03	1.15	0.97
TP9C100C20MP13C	CF/CM/CU42C	1.04	1.16	0.97
TP9C100C20MP13C	CF/CM/CU42D	1.04	1.16	0.94
TP9C100C20MP13C	CF/CM/CU48C	1.04	1.16	1.00
TP9C100C20MP13C	CF/CM/CU48D	1.04	1.16	0.97
TP9C120D20MP13C	CF/CM/CU36D	1.04	1.15	0.95
TP9C120D20MP13C	CF/CM/CU42D	1.04	1.15	0.97
TP9C120D20MP13C	CF/CM/CU48D	1.05	1.16	0.98
TPLC080C16MP13C	CF/CM/CU36C	1.03	1.11	0.96
TPLC080C16MP13C	CF/CM/CU36D	1.03	1.14	0.97
TPLC080C16MP13C	CF/CM/CU42C	1.03	1.12	0.96
TPLC080C16MP13C	CF/CM/CU42D	1.04	1.15	0.94
TPLC080C16MP13C	CF/CM/CU48C	1.03	1.11	0.96
TPLC080C16MP13C	CF/CM/CU48D	1.03	1.11	0.96
TPLC100C16MP13C	CF/CM/CU36C	1.03	1.11	0.96
TPLC100C16MP13C	CF/CM/CU36D	1.03	1.14	0.97
TPLC100C16MP13C	CF/CM/CU42C	1.03	1.12	0.96
TPLC100C16MP13C	CF/CM/CU42D	1.04	1.15	0.94
TPLC100C16MP13C	CF/CM/CU48C	1.03	1.11	0.96
TPLC100C16MP13C	CF/CM/CU48D	1.03	1.11	0.96
TPLC100C20MP13C	CF/CM/CU36C	1.03	1.11	0.96
TPLC100C20MP13C	CF/CM/CU36D	1.03	1.12	0.93
TPLC100C20MP13C	CF/CM/CU42C	1.03	1.12	0.96
TPLC100C20MP13C	CF/CM/CU42D	1.04	1.16	0.94
TPLC100C20MP13C	CF/CM/CU48C	1.03	1.12	0.95
TPLC100C20MP13C	CF/CM/CU48D	1.03	1.12	0.93
TPLC120C20MP13C	CF/CM/CU36C	1.03	1.11	0.96
TPLC120C20MP13C	CF/CM/CU36D	1.03	1.12	0.93
TPLC120C20MP13C	CF/CM/CU42C	1.03	1.12	0.96
TPLC120C20MP13C	CF/CM/CU42D	1.04	1.16	0.94
TPLC120C20MP13C	CF/CM/CU48C	1.03	1.12	0.95
TPLC120C20MP13C	CF/CM/CU48D	1.03	1.12	0.93

**FURNACE MULTIPLIERS - 3 TON (Continued)**

Furnaces	Coil	T.C.	S.C.	KW
TPLC120C20MP13C	CF/CM/CU36C	1.03	1.11	0.96
TPLC120C20MP13C	CF/CM/CU36D	1.03	1.12	0.93
TPLC120C20MP13C	CF/CM/CU42C	1.03	1.12	0.96
TPLC120C20MP13C	CF/CM/CU42D	1.04	1.16	0.94
TPLC120C20MP13C	CF/CM/CU48C	1.03	1.12	0.95
TPLC120C20MP13C	CF/CM/CU48D	1.03	1.12	0.93
YP9C080B12MP13C	CF/CM/CU36B	0.98	0.99	0.94
YP9C080B12MP13C	CF42B	1.01	1.08	0.97
YP9C100C16MP13C	CF/CM/CU36C	1.03	1.13	0.95
YP9C100C16MP13C	CF/CM/CU36D	1.03	1.13	0.93
YP9C100C16MP13C	CF/CM/CU42C	1.03	1.13	0.95
YP9C100C16MP13C	CF/CM/CU42D	1.04	1.14	0.94
YP9C100C16MP13C	CF/CM/CU48C	1.04	1.14	0.97
YP9C100C16MP13C	CF/CM/CU48D	1.04	1.14	0.95
YP9C100C20MP13C	CF/CM/CU36C	1.03	1.15	0.97
YP9C100C20MP13C	CF/CM/CU36D	1.03	1.15	0.97
YP9C100C20MP13C	CF/CM/CU42C	1.04	1.16	0.97
YP9C100C20MP13C	CF/CM/CU42D	1.04	1.16	0.94
YP9C100C20MP13C	CF/CM/CU48C	1.04	1.16	1.00
YP9C100C20MP13C	CF/CM/CU48D	1.04	1.16	0.97
YP9C120D20MP13C	CF/CM/CU36D	1.04	1.15	0.95
YP9C120D20MP13C	CF/CM/CU42D	1.04	1.15	0.97
YP9C120D20MP13C	CF/CM/CU48D	1.05	1.16	0.98
YPLC080C16MP13C	CF/CM/CU36C	1.03	1.11	0.96
YPLC080C16MP13C	CF/CM/CU36D	1.03	1.14	0.97
YPLC080C16MP13C	CF/CM/CU42C	1.03	1.12	0.96
YPLC080C16MP13C	CF/CM/CU42D	1.04	1.15	0.94
YPLC080C16MP13C	CF/CM/CU48C	1.03	1.11	0.96
YPLC080C16MP13C	CF/CM/CU48D	1.03	1.11	0.96
YPLC100C16MP13C	CF/CM/CU36C	1.03	1.11	0.96
YPLC100C16MP13C	CF/CM/CU36D	1.03	1.14	0.97
YPLC100C16MP13C	CF/CM/CU42C	1.03	1.12	0.96
YPLC100C16MP13C	CF/CM/CU42D	1.04	1.15	0.94
YPLC100C16MP13C	CF/CM/CU48C	1.03	1.11	0.96
YPLC100C16MP13C	CF/CM/CU48D	1.03	1.11	0.96
YPLC100C20MP13C	CF/CM/CU36C	1.03	1.11	0.96
YPLC100C20MP13C	CF/CM/CU36D	1.03	1.12	0.93
YPLC100C20MP13C	CF/CM/CU42C	1.03	1.12	0.96
YPLC100C20MP13C	CF/CM/CU42D	1.04	1.16	0.94
YPLC100C20MP13C	CF/CM/CU48C	1.03	1.12	0.95
YPLC100C20MP13C	CF/CM/CU48D	1.03	1.12	0.93
YPLC120C20MP13C	CF/CM/CU36C	1.03	1.11	0.96
YPLC120C20MP13C	CF/CM/CU36D	1.03	1.12	0.93
YPLC120C20MP13C	CF/CM/CU42C	1.03	1.12	0.96
YPLC120C20MP13C	CF/CM/CU42D	1.04	1.16	0.94
YPLC120C20MP13C	CF/CM/CU48C	1.03	1.12	0.95
YPLC120C20MP13C	CF/CM/CU48D	1.03	1.12	0.93

**PERFORMANCE DATA - 3.5 TON**

<b>CONDENSER-ONLY DATA (OUTDOOR UNIT)</b>																
<b>MODEL</b>	<b>SATURATED SUCTION @ COMPRESSOR</b>		<b>Outdoor Ambient Temperature</b>													
			<b>55 °F</b>		<b>65 °F</b>		<b>75 °F</b>		<b>85 °F</b>		<b>95 °F</b>		<b>105 °F</b>		<b>115 °F</b>	
	<b>T (°F)</b>	<b>P (PSIG)</b>	<b>MBH</b>	<b>KW</b>	<b>MBH</b>	<b>KW</b>	<b>MBH</b>	<b>KW</b>	<b>MBH</b>	<b>KW</b>	<b>MBH</b>	<b>KW</b>	<b>MBH</b>	<b>KW</b>	<b>MBH</b>	<b>KW</b>
<b>YCD42B21(H,S)</b>	35	107	44.1	2.11	39.6	2.34	35.9	2.54	32.7	2.71	29.4	2.85	25.8	2.99	21.4	3.11
	40	119	48.8	2.11	44.1	2.36	40.2	2.58	36.7	2.77	33.3	2.94	29.4	3.10	24.8	3.26
	45	130	53.8	2.11	48.9	2.37	44.8	2.61	41.1	2.83	37.4	3.02	33.3	3.21	28.5	3.39
	50	143	59.1	2.10	54.1	2.38	49.7	2.65	45.6	2.89	41.6	3.10	37.4	3.31	32.3	3.51
	55	156	64.7	2.09	59.5	2.39	54.9	2.68	50.5	2.94	46.2	3.17	41.5	3.41	36.4	3.63

**Notes:**

1. For Outdoor Unit (Condenser) performance only. Data does not include the effects of air handler power or heat.
2. Performance based on 15°F subcooling and 15°F superheat at the Outdoor Unit base valves.
  - a. Increase capacity by 1% for each 2°F increase in subcooling.
  - b. Decrease capacity by 1% for each 2°F decrease in subcooling.
3. Maximum recommended condensing temperature is 140°F.

<b>COOLING PERFORMANCE DATA</b>																
<b>OUTDOOR UNIT MODEL NO.</b>			<b>YCD42B21(H,S)</b>													
<b>INDOOR COIL MODEL NO.</b>			<b>CF42CXA1</b>													
<b>AIR TEMP. ENTERING OUTDOOR UNIT (°F)</b>	<b>ID CFM</b>	<b>1200</b>					<b>1400</b>					<b>1600</b>				
	<b>ID DB (°F)</b>	<b>80</b>	<b>80</b>	<b>75</b>	<b>80</b>	<b>80</b>	<b>80</b>	<b>80</b>	<b>75</b>	<b>80</b>	<b>80</b>	<b>80</b>	<b>80</b>	<b>75</b>	<b>80</b>	<b>80</b>
	<b>ID WB (°F)</b>	<b>57</b>	<b>62</b>	<b>62</b>	<b>67</b>	<b>72</b>	<b>57</b>	<b>62</b>	<b>62</b>	<b>67</b>	<b>72</b>	<b>57</b>	<b>62</b>	<b>62</b>	<b>67</b>	<b>72</b>
<b>55</b>	<b>T.C.</b>	41.5	44.4	45.3	47.5	48.3	42.0	43.1	45.5	48.1	48.7	42.5	41.9	45.7	48.7	49.2
	<b>S.C.</b>	41.5	35.8	30.7	29.2	23.6	42.0	37.0	31.7	30.3	23.8	42.5	38.1	32.7	31.5	24.0
	<b>KW</b>	2.61	2.62	2.64	2.65	2.67	2.69	2.70	2.72	2.74	2.76	2.77	2.78	2.80	2.82	2.84
<b>65</b>	<b>T.C.</b>	40.3	42.7	41.8	46.3	48.5	41.1	42.4	43.0	47.0	48.7	41.8	42.1	44.2	47.6	48.9
	<b>S.C.</b>	40.3	35.9	30.9	29.6	23.6	41.1	37.4	31.9	30.7	23.8	41.8	38.8	33.0	31.7	24.1
	<b>KW</b>	2.84	2.86	2.87	2.89	2.92	2.92	2.94	2.95	2.98	3.01	3.00	3.03	3.04	3.07	3.09
<b>75</b>	<b>T.C.</b>	39.2	40.9	38.3	45.2	48.7	40.1	41.7	40.4	45.9	48.6	41.1	42.4	42.6	46.6	48.6
	<b>S.C.</b>	39.2	36.0	31.1	29.9	23.5	40.1	37.8	32.2	31.0	23.9	41.1	39.6	33.2	32.0	24.2
	<b>KW</b>	3.07	3.10	3.10	3.13	3.18	3.16	3.18	3.18	3.22	3.26	3.24	3.27	3.27	3.32	3.35
<b>85</b>	<b>T.C.</b>	36.9	38.1	37.5	42.7	46.8	38.6	39.1	38.5	43.4	46.9	40.2	40.0	39.5	44.2	47.0
	<b>S.C.</b>	36.9	35.4	29.7	29.4	23.1	38.6	37.2	31.3	30.7	23.7	40.2	38.9	33.0	32.1	24.2
	<b>KW</b>	3.30	3.32	3.32	3.38	3.46	3.40	3.42	3.42	3.48	3.54	3.49	3.51	3.51	3.57	3.62
<b>95</b>	<b>T.C.</b>	34.6	35.3	36.7	40.2	44.8	37.0	36.5	36.6	41.0	45.1	39.4	37.7	36.5	41.8	45.3
	<b>S.C.</b>	34.6	34.8	28.3	28.8	22.8	37.0	36.5	30.5	30.5	23.5	38.8	37.7	32.7	32.2	24.1
	<b>KW</b>	3.53	3.55	3.55	3.63	3.74	3.64	3.65	3.65	3.73	3.82	3.74	3.75	3.75	3.82	3.89
<b>105</b>	<b>T.C.</b>	31.7	31.4	31.7	36.1	41.5	33.6	32.7	31.8	36.8	41.6	35.6	34.0	31.9	37.6	41.8
	<b>S.C.</b>	31.7	31.3	26.6	27.2	21.8	33.6	32.7	28.4	29.3	22.6	35.5	34.0	30.2	31.4	23.5
	<b>KW</b>	3.78	3.78	3.77	3.87	3.98	3.88	3.89	3.87	3.96	4.06	3.99	4.00	3.97	4.06	4.15
<b>115</b>	<b>T.C.</b>	28.8	27.4	26.7	31.9	38.1	30.3	28.9	27.0	32.7	38.1	31.7	30.4	27.3	33.5	38.2
	<b>S.C.</b>	28.8	27.4	24.9	25.7	20.7	30.3	28.9	26.3	28.1	21.8	31.7	30.4	27.3	30.6	22.8
	<b>KW</b>	4.02	4.01	4.00	4.11	4.21	4.13	4.13	4.10	4.20	4.31	4.24	4.25	4.19	4.29	4.41
<b>NOTE: ALL CAPACITIES INCLUDE INDOOR FAN HEAT. KW VALUES ARE FOR THE SYSTEM (OUTDOOR + INDOOR).</b>																
Green shaded cells are ACCA (TVA) conditions.																
Blue shaded cells are AHRI conditions.																

**Multipliers for determining the performance with other indoor sections.**

**NOTE:** For dry bulb temperatures different than those listed (between 73-87 °F), sensible capacity increases by 1060 BTUH per 1000 CFM per degree above the listed temperature and decreases by 1060 BTUH per 1000 CFM per degree below the listed temperature.

**COIL MULTIPLIERS - 3.5 TON**

Air Handler	Coil	T.C.	S.C.	KW
–	CF/CM/CU42C	1.00	1.00	1.00
–	CF/CM/CU42D	1.00	1.00	1.00
–	CF/CM/CU48C	1.02	1.02	1.02
–	CF/CM/CU48D	1.02	1.02	1.02
–	CF/CM/CU60C	1.02	1.02	1.02
–	CF/CM/CU60D	1.02	1.02	1.02
–	CF/CM64D	1.02	1.02	1.00
–	CF42B	0.98	0.92	0.98
AE42CX21	–	1.02	1.02	0.96
AE48CX21	–	1.00	0.95	0.92
AE48DX21	–	1.00	0.95	0.92
AE60CX21	–	1.02	1.03	0.94
AE60DX21	–	1.02	1.02	0.92
AP42CX21	–	0.98	0.92	0.98
AP48CX21	–	1.02	0.98	1.02
AP48DX21	–	1.02	0.98	1.00
AP60CX21	–	1.02	1.00	1.02
AP60DX22	–	1.02	1.03	0.97
AVC42CX21	–	1.02	0.98	0.98
AVC48CX21	–	1.02	0.98	0.96
AVC48DX21	–	1.02	0.98	0.94
AVC60CX21	–	1.02	1.00	0.94
AVC60DX21	–	1.02	0.97	0.92
ME14DN21	CF/CM42D	1.02	1.02	0.94
ME14DN21	CF/CM48D	1.02	1.02	0.94
ME14DN21	CF/CM60D	1.02	0.97	0.92
ME14DN21	CF/CM64D	1.02	1.02	0.92
ME16CN21	CF/CM42C	1.02	1.03	0.96
ME16CN21	CF/CM48C	1.02	0.97	0.94
ME16CN21	CF/CM60C	1.02	0.98	0.94
ME20DN21	CF/CM42D	1.02	1.03	0.96
ME20DN21	CF/CM48D	1.02	1.03	0.94
ME20DN21	CF/CM60D	1.02	1.02	0.96
ME20DN21	CF/CM64D	1.02	1.02	0.92
MVC12BN21	CF42B	1.00	0.93	0.98
MVC14DN21	CF/CM42D	1.02	1.02	0.96
MVC14DN21	CF/CM48D	1.02	1.00	0.94
MVC14DN21	CF/CM60D	1.02	1.00	0.94
MVC14DN21	CF/CM64D	1.02	1.00	0.94
MVC16CN21	CF/CM42C	1.02	1.00	0.94
MVC16CN21	CF/CM48C	1.02	0.98	0.96
MVC20DN21	CF/CM42D	1.02	0.98	0.96
MVC20DN21	CF/CM48D	1.02	0.98	0.94
MVC20DN21	CF/CM60D	1.02	0.98	0.92
MVC20DN21	CF/CM64D	1.02	0.98	0.94

**FURNACE MULTIPLIERS - 3.5 TON**

Furnaces	Coil	T.C.	S.C.	KW
TM8V080C16MP12C	CF/CM/CU42C	1.02	1.07	0.98
TM8V080C16MP12C	CF/CM/CU42D	1.02	1.07	0.96
TM8V080C16MP12C	CF/CM/CU48C	1.02	1.07	0.98
TM8V080C16MP12C	CF/CM/CU48D	1.02	1.07	0.96
TM8V080C16MP12C	CF/CM/CU60C	1.02	1.09	0.96
TM8V080C16MP12C	CF/CM/CU60D	1.02	1.09	0.96
TM8V080C16MP12C	CF/CM64D	1.02	1.07	0.96
TM8V100C16MP12C	CF/CM/CU42C	1.02	1.07	0.98
TM8V100C16MP12C	CF/CM/CU42D	1.02	1.07	0.96

**FURNACE MULTIPLIERS - 3.5 TON (Continued)**

Furnaces	Coil	T.C.	S.C.	KW
TM8V100C16MP12C	CF/CM/CU48C	1.02	1.07	0.98
TM8V100C16MP12C	CF/CM/CU48D	1.02	1.07	0.96
TM8V100C16MP12C	CF/CM/CU60C	1.02	1.09	0.96
TM8V100C16MP12C	CF/CM/CU60D	1.02	1.09	0.96
TM8V100C16MP12C	CF/CM64D	1.02	1.07	0.96
TM8V100C20MP12C	CF/CM/CU42C	1.02	1.07	0.98
TM8V100C20MP12C	CF/CM/CU42D	1.02	1.07	0.92
TM8V100C20MP12C	CF/CM/CU48C	1.02	1.07	0.98
TM8V100C20MP12C	CF/CM/CU48D	1.02	1.07	0.98
TM8V100C20MP12C	CF/CM/CU60C	1.02	1.07	0.98
TM8V100C20MP12C	CF/CM/CU60D	1.02	1.09	0.98
TM8V100C20MP12C	CF/CM64D	1.02	1.07	0.96
TM8V120C20MP12C	CF/CM/CU42C	1.02	1.07	0.98
TM8V120C20MP12C	CF/CM/CU42D	1.02	1.07	0.92
TM8V120C20MP12C	CF/CM/CU48C	1.02	1.07	0.98
TM8V120C20MP12C	CF/CM/CU48D	1.02	1.07	0.98
TM8V120C20MP12C	CF/CM/CU60C	1.02	1.07	0.98
TM8V120C20MP12C	CF/CM/CU60D	1.02	1.09	0.98
TM8V120C20MP12C	CF/CM64D	1.02	1.07	0.96
TM8X080C16MP11	CF/CM/CU42C	1.02	1.07	0.98
TM8X080C16MP11	CF/CM/CU42D	1.02	1.08	0.98
TM8X080C16MP11	CF/CM/CU48C	1.02	1.07	0.98
TM8X080C16MP11	CF/CM/CU48D	1.02	1.08	0.98
TM8X080C16MP11	CF/CM/CU60C	1.02	1.08	0.96
TM8X080C16MP11	CF/CM/CU60D	1.02	1.09	0.98
TM8X080C16MP11	CF/CM64D	1.02	1.07	0.96
TM8X100C16MP11	CF/CM/CU42C	1.02	1.07	0.98
TM8X100C16MP11	CF/CM/CU42D	1.02	1.08	0.98
TM8X100C16MP11	CF/CM/CU48C	1.02	1.07	0.98
TM8X100C16MP11	CF/CM/CU48D	1.02	1.08	0.98
TM8X100C16MP11	CF/CM/CU60C	1.02	1.08	0.96
TM8X100C16MP11	CF/CM/CU60D	1.02	1.09	0.98
TM8X100C16MP11	CF/CM64D	1.02	1.07	0.96
TM8X100C20MP11	CF/CM/CU42C	1.02	1.08	0.98
TM8X100C20MP11	CF/CM/CU42D	1.01	1.02	0.95
TM8X100C20MP11	CF/CM/CU48C	1.02	1.08	0.96
TM8X100C20MP11	CF/CM/CU48D	1.02	1.09	0.94
TM8X100C20MP11	CF/CM/CU60C	1.02	1.08	0.94
TM8X100C20MP11	CF/CM/CU60D	1.02	1.09	0.94
TM8X100C20MP11	CF/CM64D	1.02	1.08	0.94
TM8X120C20MP11	CF/CM/CU42C	1.02	1.08	0.98
TM8X120C20MP11	CF/CM/CU42D	1.01	1.02	0.95
TM8X120C20MP11	CF/CM/CU48C	1.02	1.08	0.96
TM8X120C20MP11	CF/CM/CU48D	1.02	1.09	0.94
TM8X120C20MP11	CF/CM/CU60C	1.02	1.08	0.94
TM8X120C20MP11	CF/CM/CU60D	1.02	1.09	0.94
TM8X120C20MP11	CF/CM64D	1.02	1.08	0.94
TM8Y080C16MP11	CF/CM/CU42C	1.02	1.07	0.98
TM8Y080C16MP11	CF/CM/CU42D	1.02	1.08	0.98
TM8Y080C16MP11	CF/CM/CU48C	1.02	1.07	0.98
TM8Y080C16MP11	CF/CM/CU48D	1.02	1.08	0.98
TM8Y080C16MP11	CF/CM/CU60C	1.02	1.08	0.96
TM8Y080C16MP11	CF/CM/CU60D	1.02	1.09	0.98
TM8Y080C16MP11	CF/CM64D	1.02	1.07	0.96
TM8Y100C16MP11	CF/CM/CU42C	1.02	1.07	0.98
TM8Y100C16MP11	CF/CM/CU42D	1.02	1.08	0.98

**FURNACE MULTIPLIERS - 3.5 TON (Continued)**

Furnaces	Coil	T.C.	S.C.	KW
TM8Y100C16MP11	CF/CM/CU48C	1.02	1.07	0.98
TM8Y100C16MP11	CF/CM/CU48D	1.02	1.08	0.98
TM8Y100C16MP11	CF/CM/CU60C	1.02	1.08	0.96
TM8Y100C16MP11	CF/CM/CU60D	1.02	1.09	0.98
TM8Y100C16MP11	CF/CM64D	1.02	1.07	0.96
TM8Y100C20MP11	CF/CM/CU42C	1.02	1.08	0.98
TM8Y100C20MP11	CF/CM/CU42D	1.01	1.02	0.95
TM8Y100C20MP11	CF/CM/CU48C	1.02	1.08	0.96
TM8Y100C20MP11	CF/CM/CU48D	1.02	1.09	0.94
TM8Y100C20MP11	CF/CM/CU60C	1.02	1.08	0.94
TM8Y100C20MP11	CF/CM/CU60D	1.02	1.09	0.94
TM8Y100C20MP11	CF/CM64D	1.02	1.08	0.94
TM8Y120C20MP11	CF/CM/CU42C	1.02	1.08	0.98
TM8Y120C20MP11	CF/CM/CU42D	1.01	1.02	0.95
TM8Y120C20MP11	CF/CM/CU48C	1.02	1.08	0.96
TM8Y120C20MP11	CF/CM/CU48D	1.02	1.09	0.94
TM8Y120C20MP11	CF/CM/CU60C	1.02	1.08	0.94
TM8Y120C20MP11	CF/CM/CU60D	1.02	1.09	0.94
TM8Y120C20MP11	CF/CM64D	1.02	1.08	0.94
TM9E100C16MP11	CF/CM/CU42C	1.00	1.02	0.96
TM9E100C16MP11	CF/CM/CU42D	1.01	1.04	0.97
TM9E100C16MP11	CF/CM/CU48C	1.01	1.02	0.97
TM9E100C16MP11	CF/CM/CU48D	1.02	1.05	0.98
TM9E100C16MP11	CF/CM/CU60C	1.01	1.03	0.97
TM9E100C16MP11	CF/CM/CU60D	1.02	1.05	0.98
TM9E100C16MP11	CF/CM64D	1.02	1.04	0.96
TM9E100C20MP11	CF/CM/CU42C	1.02	1.06	0.98
TM9E100C20MP11	CF/CM/CU42D	1.02	1.07	0.98
TM9E100C20MP11	CF/CM/CU48C	1.02	1.06	0.98
TM9E100C20MP11	CF/CM/CU48D	1.02	1.07	0.98
TM9E100C20MP11	CF/CM/CU60C	1.02	1.07	0.96
TM9E100C20MP11	CF/CM/CU60D	1.02	1.07	0.94
TM9E100C20MP11	CF/CM64D	1.02	1.07	0.94
TM9E120D20MP11	CF/CM/CU42D	1.01	1.02	0.95
TM9E120D20MP11	CF/CM/CU48D	1.02	1.09	0.96
TM9E120D20MP11	CF/CM/CU60D	1.02	1.09	0.96
TM9E120D20MP11	CF/CM64D	1.02	1.08	0.94
TM9V080B12MP12C	CF42B	0.98	0.96	0.95
TM9V100C16MP12C	CF/CM/CU42C	1.01	1.05	0.97
TM9V100C16MP12C	CF/CM/CU42D	1.02	1.08	0.96
TM9V100C16MP12C	CF/CM/CU48C	1.02	1.08	0.98
TM9V100C16MP12C	CF/CM/CU48D	1.02	1.05	0.96
TM9V100C16MP12C	CF/CM/CU60C	1.02	1.04	0.96
TM9V100C16MP12C	CF/CM/CU60D	1.02	1.05	0.98
TM9V100C16MP12C	CF/CM64D	1.02	1.09	0.96
TM9V100C20MP12C	CF/CM/CU42C	1.02	1.07	0.98
TM9V100C20MP12C	CF/CM/CU42D	1.02	1.07	0.96
TM9V100C20MP12C	CF/CM/CU48C	1.02	1.06	0.98
TM9V100C20MP12C	CF/CM/CU48D	1.02	1.06	0.96
TM9V100C20MP12C	CF/CM/CU60C	1.02	1.04	0.98
TM9V100C20MP12C	CF/CM/CU60D	1.02	1.07	0.96
TM9V100C20MP12C	CF/CM64D	1.02	1.06	0.96
TM9V120D20MP12C	CF/CM/CU42D	1.02	1.08	0.98
TM9V120D20MP12C	CF/CM/CU48D	1.02	1.08	0.96
TM9V120D20MP12C	CF/CM/CU60D	1.02	1.08	0.94
TM9V120D20MP12C	CF/CM64D	1.02	1.08	0.94

**FURNACE MULTIPLIERS - 3.5 TON (Continued)**

Furnaces	Coil	T.C.	S.C.	KW
TM9Y100C16MP11	CF/CM/CU42C	1.00	1.02	0.96
TM9Y100C16MP11	CF/CM/CU42D	1.01	1.04	0.97
TM9Y100C16MP11	CF/CM/CU48C	1.01	1.02	0.97
TM9Y100C16MP11	CF/CM/CU48D	1.02	1.05	0.98
TM9Y100C16MP11	CF/CM/CU60C	1.01	1.03	0.97
TM9Y100C16MP11	CF/CM/CU60D	1.02	1.05	0.98
TM9Y100C16MP11	CF/CM64D	1.02	1.04	0.96
TM9Y100C20MP11	CF/CM/CU42C	1.02	1.06	0.98
TM9Y100C20MP11	CF/CM/CU42D	1.02	1.07	0.98
TM9Y100C20MP11	CF/CM/CU48C	1.02	1.06	0.98
TM9Y100C20MP11	CF/CM/CU48D	1.02	1.07	0.98
TM9Y100C20MP11	CF/CM/CU60C	1.02	1.07	0.96
TM9Y100C20MP11	CF/CM/CU60D	1.02	1.07	0.94
TM9Y100C20MP11	CF/CM64D	1.02	1.07	0.94
TM9Y120D20MP11	CF/CM/CU42D	1.01	1.02	0.95
TM9Y120D20MP11	CF/CM/CU48D	1.02	1.09	0.96
TM9Y120D20MP11	CF/CM/CU60D	1.02	1.09	0.96
TM9Y120D20MP11	CF/CM64D	1.02	1.08	0.94
TMLV080C16MP12C	CF/CM/CU42C	1.02	1.07	0.98
TMLV080C16MP12C	CF/CM/CU42D	1.02	1.07	0.96
TMLV080C16MP12C	CF/CM/CU48C	1.02	1.07	0.98
TMLV080C16MP12C	CF/CM/CU48D	1.02	1.07	0.96
TMLV080C16MP12C	CF/CM/CU60C	1.02	1.09	0.96
TMLV080C16MP12C	CF/CM/CU60D	1.02	1.09	0.96
TMLV080C16MP12C	CF/CM64D	1.02	1.07	0.96
TMLV100C16MP12C	CF/CM/CU42C	1.02	1.07	0.98
TMLV100C16MP12C	CF/CM/CU42D	1.02	1.07	0.96
TMLV100C16MP12C	CF/CM/CU48C	1.02	1.07	0.98
TMLV100C16MP12C	CF/CM/CU48D	1.02	1.07	0.96
TMLV100C16MP12C	CF/CM/CU60C	1.02	1.09	0.96
TMLV100C16MP12C	CF/CM/CU60D	1.02	1.09	0.96
TMLV100C16MP12C	CF/CM64D	1.02	1.07	0.96
TMLV100C20MP12C	CF/CM/CU42C	1.02	1.07	0.98
TMLV100C20MP12C	CF/CM/CU42D	1.02	1.07	0.92
TMLV100C20MP12C	CF/CM/CU48C	1.02	1.07	0.98
TMLV100C20MP12C	CF/CM/CU48D	1.02	1.07	0.98
TMLV100C20MP12C	CF/CM/CU60C	1.02	1.07	0.98
TMLV100C20MP12C	CF/CM/CU60D	1.02	1.09	0.98
TMLV100C20MP12C	CF/CM64D	1.02	1.07	0.96
TMLV120C20MP12C	CF/CM/CU42C	1.02	1.07	0.98
TMLV120C20MP12C	CF/CM/CU42D	1.02	1.07	0.92
TMLV120C20MP12C	CF/CM/CU48C	1.02	1.07	0.98
TMLV120C20MP12C	CF/CM/CU48D	1.02	1.07	0.98
TMLV120C20MP12C	CF/CM/CU60C	1.02	1.07	0.98
TMLV120C20MP12C	CF/CM/CU60D	1.02	1.09	0.98
TMLV120C20MP12C	CF/CM64D	1.02	1.07	0.96
TMLX080C16MP11	CF/CM/CU42C	1.02	1.07	0.98
TMLX080C16MP11	CF/CM/CU42D	1.02	1.08	0.98
TMLX080C16MP11	CF/CM/CU48C	1.02	1.07	0.98
TMLX080C16MP11	CF/CM/CU48D	1.02	1.08	0.98
TMLX080C16MP11	CF/CM/CU60C	1.02	1.08	0.96
TMLX080C16MP11	CF/CM/CU60D	1.02	1.09	0.98
TMLX080C16MP11	CF/CM64D	1.02	1.07	0.96
TMLX100C16MP11	CF/CM/CU42C	1.02	1.07	0.98
TMLX100C16MP11	CF/CM/CU42D	1.02	1.08	0.98
TMLX100C16MP11	CF/CM/CU48C	1.02	1.07	0.98

**FURNACE MULTIPLIERS - 3.5 TON (Continued)**

Furnaces	Coil	T.C.	S.C.	KW
TMLX100C16MP11	CF/CM/CU48D	1.02	1.08	0.98
TMLX100C16MP11	CF/CM/CU60C	1.02	1.08	0.96
TMLX100C16MP11	CF/CM/CU60D	1.02	1.09	0.98
TMLX100C16MP11	CF/CM64D	1.02	1.07	0.96
TMLX100C20MP11	CF/CM/CU42C	1.02	1.08	0.98
TMLX100C20MP11	CF/CM/CU42D	1.01	1.02	0.95
TMLX100C20MP11	CF/CM/CU48C	1.02	1.08	0.96
TMLX100C20MP11	CF/CM/CU48D	1.02	1.09	0.94
TMLX100C20MP11	CF/CM/CU60C	1.02	1.08	0.94
TMLX100C20MP11	CF/CM/CU60D	1.02	1.09	0.94
TMLX100C20MP11	CF/CM64D	1.02	1.08	0.94
TMLX120C20MP11	CF/CM/CU42C	1.02	1.08	0.98
TMLX120C20MP11	CF/CM/CU42D	1.01	1.02	0.95
TMLX120C20MP11	CF/CM/CU48C	1.02	1.08	0.96
TMLX120C20MP11	CF/CM/CU48D	1.02	1.09	0.94
TMLX120C20MP11	CF/CM/CU60C	1.02	1.08	0.94
TMLX120C20MP11	CF/CM/CU60D	1.02	1.09	0.94
TMLX120C20MP11	CF/CM64D	1.02	1.08	0.94
TP9C080B12MP13C	CF42B	0.98	0.96	0.95
TP9C100C16MP13C	CF/CM/CU42C	1.01	1.05	0.97
TP9C100C16MP13C	CF/CM/CU42D	1.02	1.08	0.96
TP9C100C16MP13C	CF/CM/CU48C	1.02	1.08	0.98
TP9C100C16MP13C	CF/CM/CU48D	1.02	1.05	0.96
TP9C100C16MP13C	CF/CM/CU60C	1.02	1.04	0.96
TP9C100C16MP13C	CF/CM/CU60D	1.02	1.05	0.98
TP9C100C16MP13C	CF/CM64D	1.02	1.09	0.96
TP9C100C20MP13C	CF/CM/CU42C	1.02	1.07	0.98
TP9C100C20MP13C	CF/CM/CU42D	1.02	1.07	0.96
TP9C100C20MP13C	CF/CM/CU48C	1.02	1.06	0.98
TP9C100C20MP13C	CF/CM/CU48D	1.02	1.06	0.96
TP9C100C20MP13C	CF/CM/CU60C	1.02	1.04	0.98
TP9C100C20MP13C	CF/CM/CU60D	1.02	1.07	0.96
TP9C100C20MP13C	CF/CM64D	1.02	1.06	0.96
TP9C120D20MP13C	CF/CM/CU42D	1.02	1.08	0.98
TP9C120D20MP13C	CF/CM/CU48D	1.02	1.08	0.96
TP9C120D20MP13C	CF/CM/CU60D	1.02	1.08	0.94
TP9C120D20MP13C	CF/CM64D	1.02	1.08	0.94
TPLC080C16MP13C	CF/CM/CU42C	1.02	1.07	0.98
TPLC080C16MP13C	CF/CM/CU42D	1.02	1.07	0.96
TPLC080C16MP13C	CF/CM/CU48C	1.02	1.07	0.98
TPLC080C16MP13C	CF/CM/CU48D	1.02	1.07	0.96
TPLC080C16MP13C	CF/CM/CU60C	1.02	1.09	0.96
TPLC080C16MP13C	CF/CM/CU60D	1.02	1.09	0.96
TPLC080C16MP13C	CF/CM64D	1.02	1.07	0.96
TPLC100C16MP13C	CF/CM/CU42C	1.02	1.07	0.98
TPLC100C16MP13C	CF/CM/CU42D	1.02	1.07	0.96
TPLC100C16MP13C	CF/CM/CU48C	1.02	1.07	0.98
TPLC100C16MP13C	CF/CM/CU48D	1.02	1.07	0.96
TPLC100C16MP13C	CF/CM/CU60C	1.02	1.09	0.96
TPLC100C16MP13C	CF/CM/CU60D	1.02	1.09	0.96
TPLC100C16MP13C	CF/CM64D	1.02	1.07	0.96
TPLC100C20MP13C	CF/CM/CU42C	1.02	1.07	0.98
TPLC100C20MP13C	CF/CM/CU42D	1.02	1.07	0.92
TPLC100C20MP13C	CF/CM/CU48C	1.02	1.07	0.98
TPLC100C20MP13C	CF/CM/CU48D	1.02	1.07	0.98
TPLC100C20MP13C	CF/CM/CU60C	1.02	1.09	0.98
TPLC100C20MP13C	CF/CM/CU60D	1.02	1.09	0.98
TPLC100C20MP13C	CF/CM64D	1.02	1.07	0.98

**FURNACE MULTIPLIERS - 3.5 TON (Continued)**

Furnaces	Coil	T.C.	S.C.	KW
TPLC100C20MP13C	CF/CM/CU60D	1.02	1.09	0.98
TPLC100C20MP13C	CF/CM64D	1.02	1.07	0.96
TPLC120C20MP13C	CF/CM/CU42C	1.02	1.07	0.98
TPLC120C20MP13C	CF/CM/CU42D	1.02	1.07	0.92
TPLC120C20MP13C	CF/CM/CU48C	1.02	1.07	0.98
TPLC120C20MP13C	CF/CM/CU48D	1.02	1.07	0.98
TPLC120C20MP13C	CF/CM/CU60C	1.02	1.07	0.98
TPLC120C20MP13C	CF/CM/CU60D	1.02	1.09	0.98
TPLC120C20MP13C	CF/CM64D	1.02	1.07	0.96
YP9C080B12MP13C	CF42B	0.98	0.96	0.95
YP9C100C16MP13C	CF/CM/CU42C	1.01	1.05	0.97
YP9C100C16MP13C	CF/CM/CU42D	1.02	1.08	0.96
YP9C100C16MP13C	CF/CM/CU48C	1.02	1.08	0.98
YP9C100C16MP13C	CF/CM/CU48D	1.02	1.05	0.96
YP9C100C16MP13C	CF/CM/CU60C	1.02	1.04	0.96
YP9C100C16MP13C	CF/CM/CU60D	1.02	1.05	0.98
YP9C100C16MP13C	CF/CM64D	1.02	1.09	0.96
YP9C100C20MP13C	CF/CM/CU42C	1.02	1.07	0.98
YP9C100C20MP13C	CF/CM/CU42D	1.02	1.07	0.96
YP9C100C20MP13C	CF/CM/CU48C	1.02	1.06	0.98
YP9C100C20MP13C	CF/CM/CU48D	1.02	1.06	0.96
YP9C100C20MP13C	CF/CM/CU60C	1.02	1.04	0.98
YP9C100C20MP13C	CF/CM/CU60D	1.02	1.07	0.96
YP9C100C20MP13C	CF/CM64D	1.02	1.06	0.96
YP9C120D20MP13C	CF/CM/CU42D	1.02	1.08	0.98
YP9C120D20MP13C	CF/CM/CU48D	1.02	1.08	0.96
YP9C120D20MP13C	CF/CM/CU60D	1.02	1.08	0.94
YP9C120D20MP13C	CF/CM64D	1.02	1.08	0.94
YPLC080C16MP13C	CF/CM/CU42C	1.02	1.07	0.98
YPLC080C16MP13C	CF/CM/CU42D	1.02	1.07	0.96
YPLC080C16MP13C	CF/CM/CU48C	1.02	1.07	0.98
YPLC080C16MP13C	CF/CM/CU48D	1.02	1.07	0.96
YPLC080C16MP13C	CF/CM/CU60C	1.02	1.09	0.96
YPLC080C16MP13C	CF/CM/CU60D	1.02	1.09	0.96
YPLC080C16MP13C	CF/CM64D	1.02	1.07	0.96
YPLC100C16MP13C	CF/CM/CU42C	1.02	1.07	0.98
YPLC100C16MP13C	CF/CM/CU42D	1.02	1.07	0.96
YPLC100C16MP13C	CF/CM/CU48C	1.02	1.07	0.98
YPLC100C16MP13C	CF/CM/CU48D	1.02	1.07	0.96
YPLC100C16MP13C	CF/CM/CU60C	1.02	1.09	0.96
YPLC100C16MP13C	CF/CM/CU60D	1.02	1.09	0.96
YPLC100C16MP13C	CF/CM64D	1.02	1.07	0.96
YPLC100C20MP13C	CF/CM/CU42C	1.02	1.07	0.98
YPLC100C20MP13C	CF/CM/CU42D	1.02	1.07	0.92
YPLC100C20MP13C	CF/CM/CU48C	1.02	1.07	0.98
YPLC100C20MP13C	CF/CM/CU48D	1.02	1.07	0.98
YPLC100C20MP13C	CF/CM/CU60C	1.02	1.07	0.98
YPLC100C20MP13C	CF/CM/CU60D	1.02	1.09	0.98
YPLC100C20MP13C	CF/CM64D	1.02	1.07	0.96
YPLC120C20MP13C	CF/CM/CU42C	1.02	1.07	0.98
YPLC120C20MP13C	CF/CM/CU42D	1.02	1.07	0.92
YPLC120C20MP13C	CF/CM/CU48C	1.02	1.07	0.98
YPLC120C20MP13C	CF/CM/CU48D	1.02	1.07	0.98
YPLC120C20MP13C	CF/CM/CU60C	1.02	1.07	0.98
YPLC120C20MP13C	CF/CM/CU60D	1.02	1.09	0.98
YPLC120C20MP13C	CF/CM64D	1.02	1.07	0.96

**PERFORMANCE DATA - 4 TON**

<b>CONDENSER-ONLY DATA (OUTDOOR UNIT)</b>																
<b>MODEL</b>	<b>SATURATED SUCTION @ COMPRESSOR</b>		<b>Outdoor Ambient Temperature</b>													
			<b>55 °F</b>		<b>65 °F</b>		<b>75 °F</b>		<b>85 °F</b>		<b>95 °F</b>		<b>105 °F</b>		<b>115 °F</b>	
	<b>T (°F)</b>	<b>P (PSIG)</b>	<b>MBH</b>	<b>KW</b>	<b>MBH</b>	<b>KW</b>	<b>MBH</b>	<b>KW</b>	<b>MBH</b>	<b>KW</b>	<b>MBH</b>	<b>KW</b>	<b>MBH</b>	<b>KW</b>	<b>MBH</b>	<b>KW</b>
<b>YCD48B21S</b>	35	107	46.2	2.20	44.0	2.49	41.7	2.79	39.4	3.13	36.9	3.51	34.3	3.98	31.5	4.51
	40	119	50.8	2.19	48.4	2.49	45.9	2.80	43.3	3.14	40.7	3.51	37.9	3.97	34.9	4.50
	45	130	55.8	2.19	53.0	2.50	50.3	2.81	47.6	3.15	44.6	3.53	41.8	3.97	38.6	4.50
	50	143	61.1	2.19	58.1	2.51	55.0	2.83	52.0	3.17	48.9	3.56	45.8	4.00	42.5	4.50
	55	156	66.7	2.20	63.4	2.52	60.0	2.85	56.6	3.21	53.4	3.58	49.9	4.04	46.6	4.52

**Notes:**

1. For Outdoor Unit (Condenser) performance only. Data does not include the effects of air handler power or heat.
2. Performance based on 15°F subcooling and 15°F superheat at the Outdoor Unit base valves.
  - a. Increase capacity by 1% for each 2°F increase in subcooling.
  - b. Decrease capacity by 1% for each 2°F decrease in subcooling.
3. Maximum recommended condensing temperature is 140°F.

<b>COOLING PERFORMANCE DATA</b>																
<b>OUTDOOR UNIT MODEL NO.</b>			<b>YCD48B21S</b>													
<b>INDOOR COIL MODEL NO.</b>			<b>CF48CXA1</b>													
<b>AIR TEMP. ENTERING OUTDOOR UNIT (°F)</b>	<b>ID CFM</b>	<b>1400</b>					<b>1600</b>					<b>1800</b>				
	<b>ID DB (°F)</b>	<b>80</b>	<b>80</b>	<b>75</b>	<b>80</b>	<b>80</b>	<b>80</b>	<b>80</b>	<b>75</b>	<b>80</b>	<b>80</b>	<b>80</b>	<b>80</b>	<b>75</b>	<b>80</b>	<b>80</b>
	<b>ID WB (°F)</b>	<b>57</b>	<b>62</b>	<b>62</b>	<b>67</b>	<b>72</b>	<b>57</b>	<b>62</b>	<b>62</b>	<b>67</b>	<b>72</b>	<b>57</b>	<b>62</b>	<b>62</b>	<b>67</b>	<b>72</b>
<b>55</b>	<b>T.C.</b>	43.3	46.5	46.4	49.1	51.0	44.0	46.8	46.8	49.5	51.0	44.6	47.0	47.1	49.8	50.9
	<b>S.C.</b>	42.7	36.7	32.2	30.5	23.8	43.4	38.0	33.1	31.3	24.2	44.0	39.4	34.0	32.2	24.6
	<b>KW</b>	2.70	2.69	2.73	2.77	2.81	2.76	2.80	2.82	2.85	2.89	2.82	2.91	2.90	2.94	2.98
<b>65</b>	<b>T.C.</b>	43.2	46.0	45.9	48.8	51.5	44.1	46.4	46.4	49.2	51.5	45.0	46.8	47.0	49.7	51.6
	<b>S.C.</b>	42.6	37.5	32.6	31.1	24.2	43.5	39.1	34.0	32.1	24.7	44.4	40.7	35.4	33.2	25.2
	<b>KW</b>	2.99	2.96	3.02	3.06	3.10	3.04	3.05	3.10	3.14	3.18	3.09	3.15	3.18	3.22	3.27
<b>75</b>	<b>T.C.</b>	43.1	45.5	45.4	48.4	51.9	44.3	46.1	46.1	49.0	52.1	45.4	46.6	46.8	49.6	52.2
	<b>S.C.</b>	42.5	38.4	33.1	31.7	24.6	43.7	40.2	34.9	32.9	25.2	44.8	41.9	36.8	34.1	25.9
	<b>KW</b>	3.27	3.23	3.30	3.34	3.39	3.32	3.31	3.38	3.43	3.47	3.36	3.39	3.46	3.51	3.56
<b>85</b>	<b>T.C.</b>	41.5	43.5	43.1	47.2	50.8	43.1	44.0	43.8	47.5	50.6	44.7	44.5	44.6	47.9	50.5
	<b>S.C.</b>	40.9	38.1	32.2	31.6	24.2	42.5	40.0	34.2	33.2	25.0	44.0	41.8	36.3	34.8	25.8
	<b>KW</b>	3.58	3.63	3.65	3.72	3.78	3.65	3.69	3.74	3.80	3.87	3.72	3.75	3.82	3.89	3.95
<b>95</b>	<b>T.C.</b>	39.9	41.4	40.7	45.9	49.7	41.9	41.9	41.5	46.0	49.2	43.9	42.3	42.3	46.1	48.7
	<b>S.C.</b>	39.4	37.9	31.3	31.5	23.9	41.3	39.8	33.5	33.5	24.8	43.2	41.7	35.7	35.5	25.7
	<b>KW</b>	3.89	4.02	4.01	4.10	4.17	3.99	4.06	4.10	4.18	4.26	4.09	4.11	4.19	4.27	4.35
<b>105</b>	<b>T.C.</b>	37.6	38.3	37.4	42.3	46.8	39.3	39.3	38.0	42.7	46.4	41.0	40.4	38.7	43.1	46.1
	<b>S.C.</b>	37.1	36.3	29.8	30.3	22.9	38.7	38.1	32.0	32.4	24.0	40.4	39.8	34.2	34.4	25.2
	<b>KW</b>	4.33	4.39	4.45	4.56	4.66	4.44	4.47	4.54	4.65	4.75	4.54	4.55	4.63	4.74	4.85
<b>115</b>	<b>T.C.</b>	35.2	35.2	34.1	38.6	43.8	36.7	36.8	34.6	39.4	43.7	38.1	38.4	35.0	40.1	43.5
	<b>S.C.</b>	34.7	34.7	28.4	29.1	21.9	36.2	36.3	30.5	31.2	23.3	37.6	37.9	32.7	33.4	24.7
	<b>KW</b>	4.77	4.77	4.88	5.03	5.14	4.89	4.88	4.98	5.12	5.24	5.00	4.98	5.07	5.21	5.34
<b>NOTE: ALL CAPACITIES INCLUDE INDOOR FAN HEAT. KW VALUES ARE FOR THE SYSTEM (OUTDOOR + INDOOR).</b>																
Green shaded cells are ACCA (TVA) conditions.																
Blue shaded cells are AHRI conditions.																

**Multipliers for determining the performance with other indoor sections.**

**NOTE:** For dry bulb temperatures different than those listed (between 73-87 °F), sensible capacity increases by 1060 BTUH per 1000 CFM per degree above the listed temperature and decreases by 1060 BTUH per 1000 CFM per degree below the listed temperature.

**COIL MULTIPLIERS - 4 TON**

Air Handler	Coil	T.C.	S.C.	KW
–	CF/CM/CU48C	1.00	1.00	1.00
–	CF/CM/CU48D	1.00	1.00	1.00
–	CF/CM/CU60C	1.04	1.07	1.02
–	CF/CM/CU60D	1.04	1.07	1.02
–	CF/CM64D	1.04	1.07	1.02
AE48CX21	–	1.03	1.04	0.93
AE48DX21	–	1.04	1.06	0.94
AE60CX21	–	1.04	1.06	0.94
AE60DX21	–	1.04	1.04	0.94
AP48CX21	–	1.00	0.97	0.96
AP48DX21	–	1.03	1.04	1.03
AP60CX21	–	1.04	1.06	1.02
AP60DX21	–	1.03	1.04	1.01
AVC48CX21	–	1.03	1.03	0.95
AVC48DX21	–	1.04	1.04	0.94
AVC60CX21	–	1.04	1.03	0.94
AVC60DX21	–	1.04	1.06	0.94
ME14DN21	CF/CM60D	1.04	1.04	0.94
ME14DN21	CF/CM64D	1.04	1.03	0.94
ME16CN21	CF/CM48C	1.04	1.06	0.94
ME16CN21	CF/CM60C	1.04	1.06	0.94
ME20DN21	CF/CM48D	1.04	1.06	0.94
ME20DN21	CF/CM60D	1.04	1.04	0.94
ME20DN21	CF/CM64D	1.04	1.06	0.94
MVC14DN21	CF/CM48D	1.03	1.00	0.93
MVC14DN21	CF/CM60D	1.03	1.01	0.93
MVC14DN21	CF/CM64D	1.04	1.01	0.94
MVC16CN21	CF/CM48C	1.04	1.04	0.94
MVC16CN21	CF/CM60C	1.04	1.10	0.92
MVC20DN21	CF/CM48D	1.04	1.06	0.96
MVC20DN21	CF/CM60D	1.04	1.06	0.94
MVC20DN21	CF/CM64D	1.04	1.03	0.94

**FURNACE MULTIPLIERS - 4 TON**

Furnaces	Coil	T.C.	S.C.	KW
TM8V080C16MP12C	CF/CM/CU48C	1.01	1.04	0.95
TM8V080C16MP12C	CF/CM/CU48D	1.02	1.05	0.96
TM8V080C16MP12C	CF/CM/CU60C	1.02	1.05	0.96
TM8V080C16MP12C	CF/CM/CU60D	1.02	1.05	0.96
TM8V080C16MP12C	CF/CM64D	1.04	1.07	0.96
TM8V100C16MP12C	CF/CM/CU48C	1.01	1.04	0.95
TM8V100C16MP12C	CF/CM/CU48D	1.02	1.05	0.96
TM8V100C16MP12C	CF/CM/CU60C	1.02	1.05	0.96
TM8V100C16MP12C	CF/CM/CU60D	1.02	1.05	0.96
TM8V100C16MP12C	CF/CM64D	1.04	1.07	0.96
TM8V100C20MP12C	CF/CM/CU48C	1.02	1.05	0.96
TM8V100C20MP12C	CF/CM/CU48D	1.03	1.08	0.93
TM8V100C20MP12C	CF/CM/CU60C	1.03	1.06	0.97
TM8V100C20MP12C	CF/CM/CU60D	1.04	1.09	0.98
TM8V100C20MP12C	CF/CM64D	1.03	1.04	0.95
TM8V120C20MP12C	CF/CM/CU48C	1.02	1.05	0.96
TM8V120C20MP12C	CF/CM/CU48D	1.03	1.08	0.93
TM8V120C20MP12C	CF/CM/CU60C	1.03	1.06	0.97
TM8V120C20MP12C	CF/CM/CU60D	1.04	1.09	0.98
TM8V120C20MP12C	CF/CM64D	1.03	1.04	0.95
TM8X080C16MP11	CF/CM/CU48C	1.00	1.01	0.94
TM8X080C16MP11	CF/CM/CU48D	1.01	1.03	0.95
TM8X080C16MP11	CF/CM/CU60C	1.01	1.02	0.95
TM8X080C16MP11	CF/CM/CU60D	1.01	1.02	0.95
TM8X080C16MP11	CF/CM64D	1.02	1.02	0.94
TM8X100C16MP11	CF/CM/CU48C	1.00	1.01	0.94
TM8X100C16MP11	CF/CM/CU48D	1.01	1.03	0.95
TM8X100C16MP11	CF/CM/CU60C	1.01	1.02	0.95
TM8X100C16MP11	CF/CM/CU60D	1.01	1.02	0.95
TM8X100C16MP11	CF/CM64D	1.02	1.02	0.94
TM8X100C20MP11	CF/CM/CU48C	1.01	1.03	0.95
TM8X100C20MP11	CF/CM/CU48D	1.02	1.05	0.92
TM8X100C20MP11	CF/CM/CU60C	1.02	1.03	0.92
TM8X100C20MP11	CF/CM/CU60D	1.04	1.12	0.96
TM8X100C20MP11	CF/CM64D	1.03	1.04	0.93
TM8X120C20MP11	CF/CM/CU48C	1.01	1.03	0.95
TM8X120C20MP11	CF/CM/CU48D	1.02	1.05	0.92
TM8X120C20MP11	CF/CM/CU60C	1.02	1.03	0.92
TM8X120C20MP11	CF/CM/CU60D	1.04	1.12	0.96
TM8X120C20MP11	CF/CM64D	1.03	1.04	0.93
TM8Y080C16MP11	CF/CM/CU48C	1.00	1.01	0.94
TM8Y080C16MP11	CF/CM/CU48D	1.01	1.03	0.95
TM8Y080C16MP11	CF/CM/CU60C	1.01	1.02	0.95
TM8Y080C16MP11	CF/CM/CU60D	1.01	1.02	0.95
TM8Y080C16MP11	CF/CM64D	1.02	1.02	0.94
TM8Y100C16MP11	CF/CM/CU48C	1.00	1.01	0.94
TM8Y100C16MP11	CF/CM/CU48D	1.01	1.03	0.95
TM8Y100C16MP11	CF/CM/CU60C	1.01	1.02	0.95
TM8Y100C16MP11	CF/CM/CU60D	1.01	1.02	0.95
TM8Y100C16MP11	CF/CM64D	1.02	1.02	0.94
TM8Y100C20MP11	CF/CM/CU48C	1.01	1.03	0.95
TM8Y100C20MP11	CF/CM/CU48D	1.02	1.05	0.92
TM8Y100C20MP11	CF/CM/CU60C	1.02	1.03	0.92
TM8Y100C20MP11	CF/CM/CU60D	1.04	1.12	0.96
TM8Y100C20MP11	CF/CM64D	1.03	1.04	0.93

**FURNACE MULTIPLIERS - 4 TON (Continued)**

<b>Furnaces</b>	<b>Coil</b>	<b>T.C.</b>	<b>S.C.</b>	<b>KW</b>
TM8Y120C20MP11	CF/CM/CU48C	1.01	1.03	0.95
TM8Y120C20MP11	CF/CM/CU48D	1.02	1.05	0.92
TM8Y120C20MP11	CF/CM/CU60C	1.02	1.03	0.92
TM8Y120C20MP11	CF/CM/CU60D	1.04	1.12	0.96
TM8Y120C20MP11	CF/CM64D	1.03	1.04	0.93
TM9E100C16MP11	CF/CM/CU48C	1.01	1.04	0.95
TM9E100C16MP11	CF/CM/CU48D	1.01	1.04	0.95
TM9E100C16MP11	CF/CM/CU60C	1.01	1.03	0.95
TM9E100C16MP11	CF/CM/CU60D	1.02	1.05	0.96
TM9E100C16MP11	CF/CM64D	1.03	1.05	0.97
TM9E100C20MP11	CF/CM/CU48C	1.00	1.00	0.94
TM9E100C20MP11	CF/CM/CU48D	1.00	1.00	0.94
TM9E100C20MP11	CF/CM/CU60C	1.00	1.00	0.94
TM9E100C20MP11	CF/CM/CU60D	1.01	1.02	0.93
TM9E100C20MP11	CF/CM64D	1.02	1.02	0.94
TM9E120D20MP11	CF/CM/CU48D	1.01	1.04	0.93
TM9E120D20MP11	CF/CM/CU60D	1.04	1.12	0.94
TM9E120D20MP11	CF/CM64D	1.04	1.11	0.94
TM9V100C16MP12C	CF/CM/CU48C	1.00	1.00	0.94
TM9V100C16MP12C	CF/CM/CU48D	1.02	1.05	0.94
TM9V100C16MP12C	CF/CM/CU60C	1.02	1.05	0.96
TM9V100C16MP12C	CF/CM/CU60D	1.03	1.08	0.97
TM9V100C16MP12C	CF/CM64D	1.02	1.02	0.92
TM9V100C20MP12C	CF/CM/CU48C	1.00	1.00	0.98
TM9V100C20MP12C	CF/CM/CU48D	1.00	1.01	0.94
TM9V100C20MP12C	CF/CM/CU60C	1.03	1.08	0.99
TM9V100C20MP12C	CF/CM/CU60D	1.03	1.08	0.95
TM9V100C20MP12C	CF/CM64D	1.04	1.08	0.94
TM9V120D20MP12C	CF/CM/CU48D	1.02	1.05	0.94
TM9V120D20MP12C	CF/CM/CU60D	1.04	1.11	0.94
TM9V120D20MP12C	CF/CM64D	1.04	1.11	0.98
TM9Y100C16MP11	CF/CM/CU48C	1.01	1.04	0.95
TM9Y100C16MP11	CF/CM/CU48D	1.01	1.04	0.95
TM9Y100C16MP11	CF/CM/CU60C	1.01	1.03	0.95
TM9Y100C16MP11	CF/CM/CU60D	1.02	1.05	0.96
TM9Y100C16MP11	CF/CM64D	1.03	1.05	0.97
TM9Y100C20MP11	CF/CM/CU48C	1.00	1.00	0.94
TM9Y100C20MP11	CF/CM/CU48D	1.00	1.00	0.94
TM9Y100C20MP11	CF/CM/CU60C	1.00	1.00	0.94
TM9Y100C20MP11	CF/CM/CU60D	1.01	1.02	0.93
TM9Y100C20MP11	CF/CM64D	1.02	1.02	0.94
TM9Y120D20MP11	CF/CM/CU48D	1.01	1.04	0.93
TM9Y120D20MP11	CF/CM/CU60D	1.04	1.12	0.94
TM9Y120D20MP11	CF/CM64D	1.04	1.11	0.94
TMLV080C16MP12C	CF/CM/CU48C	1.01	1.04	0.95
TMLV080C16MP12C	CF/CM/CU48D	1.02	1.05	0.96
TMLV080C16MP12C	CF/CM/CU60C	1.02	1.05	0.96
TMLV080C16MP12C	CF/CM/CU60D	1.02	1.05	0.96
TMLV080C16MP12C	CF/CM64D	1.04	1.07	0.96
TMLV100C16MP12C	CF/CM/CU48C	1.01	1.04	0.95
TMLV100C16MP12C	CF/CM/CU48D	1.02	1.05	0.96
TMLV100C16MP12C	CF/CM/CU60C	1.02	1.05	0.96
TMLV100C16MP12C	CF/CM/CU60D	1.02	1.05	0.96
TMLV100C16MP12C	CF/CM64D	1.04	1.07	0.96
TMLV100C20MP12C	CF/CM/CU48C	1.02	1.05	0.96

**FURNACE MULTIPLIERS - 4 TON (Continued)**

<b>Furnaces</b>	<b>Coil</b>	<b>T.C.</b>	<b>S.C.</b>	<b>KW</b>
TMLV100C20MP12C	CF/CM/CU48D	1.03	1.08	0.93
TMLV100C20MP12C	CF/CM/CU60C	1.03	1.06	0.97
TMLV100C20MP12C	CF/CM/CU60D	1.04	1.09	0.98
TMLV100C20MP12C	CF/CM64D	1.03	1.04	0.95
TMLV120C20MP12C	CF/CM/CU48C	1.02	1.05	0.96
TMLV120C20MP12C	CF/CM/CU48D	1.03	1.08	0.93
TMLV120C20MP12C	CF/CM/CU60C	1.03	1.06	0.97
TMLV120C20MP12C	CF/CM/CU60D	1.04	1.09	0.98
TMLV120C20MP12C	CF/CM64D	1.03	1.04	0.95
TMLX080C16MP11	CF/CM/CU48C	1.00	1.01	0.94
TMLX080C16MP11	CF/CM/CU48D	1.01	1.03	0.95
TMLX080C16MP11	CF/CM/CU60C	1.01	1.02	0.95
TMLX080C16MP11	CF/CM/CU60D	1.01	1.02	0.95
TMLX080C16MP11	CF/CM64D	1.02	1.02	0.94
TMLX100C16MP11	CF/CM/CU48C	1.00	1.01	0.94
TMLX100C16MP11	CF/CM/CU48D	1.01	1.03	0.95
TMLX100C16MP11	CF/CM/CU60C	1.01	1.02	0.95
TMLX100C16MP11	CF/CM/CU60D	1.01	1.02	0.95
TMLX100C16MP11	CF/CM64D	1.02	1.02	0.94
TMLX100C20MP11	CF/CM/CU48C	1.01	1.03	0.95
TMLX100C20MP11	CF/CM/CU48D	1.02	1.05	0.92
TMLX100C20MP11	CF/CM/CU60C	1.02	1.03	0.92
TMLX100C20MP11	CF/CM/CU60D	1.04	1.12	0.96
TMLX100C20MP11	CF/CM64D	1.03	1.04	0.93
TMLX120C20MP11	CF/CM/CU48C	1.01	1.03	0.95
TMLX120C20MP11	CF/CM/CU48D	1.02	1.05	0.92
TMLX120C20MP11	CF/CM/CU60C	1.02	1.03	0.92
TMLX120C20MP11	CF/CM/CU60D	1.04	1.12	0.96
TMLX120C20MP11	CF/CM64D	1.03	1.04	0.93
TP9C100C16MP13C	CF/CM/CU48C	1.00	1.00	0.94
TP9C100C16MP13C	CF/CM/CU48D	1.02	1.05	0.94
TP9C100C16MP13C	CF/CM/CU60C	1.02	1.05	0.96
TP9C100C16MP13C	CF/CM/CU60D	1.03	1.08	0.97
TP9C100C16MP13C	CF/CM64D	1.02	1.02	0.92
TP9C100C20MP13C	CF/CM/CU48C	1.00	1.00	0.98
TP9C100C20MP13C	CF/CM/CU48D	1.00	1.01	0.94
TP9C100C20MP13C	CF/CM/CU60C	1.03	1.08	0.99
TP9C100C20MP13C	CF/CM/CU60D	1.03	1.08	0.95
TP9C100C20MP13C	CF/CM64D	1.04	1.08	0.94
TP9C120D20MP13C	CF/CM/CU48D	1.02	1.05	0.94
TP9C120D20MP13C	CF/CM/CU60D	1.04	1.11	0.94
TP9C120D20MP13C	CF/CM64D	1.04	1.11	0.98
TPLC080C16MP13C	CF/CM/CU48C	1.01	1.04	0.95
TPLC080C16MP13C	CF/CM/CU48D	1.02	1.05	0.96
TPLC080C16MP13C	CF/CM/CU60C	1.02	1.05	0.96
TPLC080C16MP13C	CF/CM/CU60D	1.02	1.05	0.96
TPLC080C16MP13C	CF/CM64D	1.04	1.07	0.96
TPLC100C16MP13C	CF/CM/CU48C	1.01	1.04	0.95
TPLC100C16MP13C	CF/CM/CU48D	1.02	1.05	0.96
TPLC100C16MP13C	CF/CM/CU60C	1.02	1.05	0.96
TPLC100C16MP13C	CF/CM/CU60D	1.02	1.05	0.96
TPLC100C16MP13C	CF/CM64D	1.04	1.07	0.96
TPLC100C20MP13C	CF/CM/CU48C	1.02	1.05	0.96
TPLC100C20MP13C	CF/CM/CU48D	1.03	1.08	0.93
TPLC100C20MP13C	CF/CM/CU60C	1.03	1.06	0.97

**FURNACE MULTIPLIERS - 4 TON (Continued)**

Furnaces	Coil	T.C.	S.C.	KW
TPLC100C20MP13C	CF/CM/CU60D	1.04	1.09	0.98
TPLC100C20MP13C	CF/CM64D	1.03	1.04	0.95
TPLC120C20MP13C	CF/CM/CU48C	1.02	1.05	0.96
TPLC120C20MP13C	CF/CM/CU48D	1.03	1.08	0.93
TPLC120C20MP13C	CF/CM/CU60C	1.03	1.06	0.97
TPLC120C20MP13C	CF/CM/CU60D	1.04	1.09	0.98
TPLC120C20MP13C	CF/CM64D	1.03	1.04	0.95
YP9C100C16MP13C	CF/CM/CU48C	1.00	1.00	0.94
YP9C100C16MP13C	CF/CM/CU48D	1.02	1.05	0.94
YP9C100C16MP13C	CF/CM/CU60C	1.02	1.05	0.96
YP9C100C16MP13C	CF/CM/CU60D	1.03	1.08	0.97
YP9C100C16MP13C	CF/CM64D	1.02	1.02	0.92
YP9C100C20MP13C	CF/CM/CU48C	1.00	1.00	0.98
YP9C100C20MP13C	CF/CM/CU48D	1.00	1.01	0.94
YP9C100C20MP13C	CF/CM/CU60C	1.03	1.08	0.99
YP9C100C20MP13C	CF/CM/CU60D	1.03	1.08	0.95
YP9C100C20MP13C	CF/CM64D	1.04	1.08	0.94
YP9C120D20MP13C	CF/CM/CU48D	1.02	1.05	0.94
YP9C120D20MP13C	CF/CM/CU60D	1.04	1.11	0.94
YP9C120D20MP13C	CF/CM64D	1.04	1.11	0.98
YPLC080C16MP13C	CF/CM/CU48C	1.01	1.04	0.95

**FURNACE MULTIPLIERS - 4 TON (Continued)**

Furnaces	Coil	T.C.	S.C.	KW
YPLC080C16MP13C	CF/CM/CU48D	1.02	1.05	0.96
YPLC080C16MP13C	CF/CM/CU60C	1.02	1.05	0.96
YPLC080C16MP13C	CF/CM/CU60D	1.02	1.05	0.96
YPLC080C16MP13C	CF/CM64D	1.04	1.07	0.96
YPLC100C16MP13C	CF/CM/CU48C	1.01	1.04	0.95
YPLC100C16MP13C	CF/CM/CU48D	1.02	1.05	0.96
YPLC100C16MP13C	CF/CM/CU60C	1.02	1.05	0.96
YPLC100C16MP13C	CF/CM/CU60D	1.02	1.05	0.96
YPLC100C16MP13C	CF/CM64D	1.04	1.07	0.96
YPLC100C20MP13C	CF/CM/CU48C	1.02	1.05	0.96
YPLC100C20MP13C	CF/CM/CU48D	1.03	1.08	0.93
YPLC100C20MP13C	CF/CM/CU60C	1.03	1.06	0.97
YPLC100C20MP13C	CF/CM/CU60D	1.04	1.09	0.98
YPLC100C20MP13C	CF/CM64D	1.03	1.04	0.95
YPLC120C20MP13C	CF/CM/CU48C	1.02	1.05	0.96
YPLC120C20MP13C	CF/CM/CU48D	1.03	1.08	0.93
YPLC120C20MP13C	CF/CM/CU60C	1.03	1.06	0.97
YPLC120C20MP13C	CF/CM/CU60D	1.04	1.09	0.98
YPLC120C20MP13C	CF/CM64D	1.03	1.04	0.95

**PERFORMANCE DATA - 5 TON**

<b>CONDENSER-ONLY DATA (OUTDOOR UNIT)</b>																
<b>MODEL</b>	<b>SATURATED SUCTION @ COMPRESSOR</b>		<b>Outdoor Ambient Temperature</b>													
			<b>55 °F</b>		<b>65 °F</b>		<b>75 °F</b>		<b>85 °F</b>		<b>95 °F</b>		<b>105 °F</b>		<b>115 °F</b>	
	<b>T (°F)</b>	<b>P (PSIG)</b>	<b>MBH</b>	<b>KW</b>	<b>MBH</b>	<b>KW</b>	<b>MBH</b>	<b>KW</b>	<b>MBH</b>	<b>KW</b>	<b>MBH</b>	<b>KW</b>	<b>MBH</b>	<b>KW</b>	<b>MBH</b>	<b>KW</b>
<b>YCD60B21S</b>	35	107	54.3	2.63	51.9	2.96	49.3	3.33	46.6	3.74	43.8	4.20	40.8	4.76	37.6	5.42
	40	119	59.7	2.67	56.9	3.00	54.0	3.37	51.1	3.77	48.0	4.24	45.0	4.78	41.6	5.42
	45	130	65.4	2.72	62.3	3.05	59.1	3.42	55.8	3.83	52.7	4.29	49.2	4.83	45.8	5.44
	50	143	71.3	2.78	67.9	3.12	64.5	3.48	61.0	3.89	57.4	4.35	53.8	4.88	50.2	5.48
	55	156	77.6	2.86	73.9	3.19	70.2	3.56	66.4	3.96	62.4	4.43	58.6	4.95	54.7	5.56

**Notes:**

1. For Outdoor Unit (Condenser) performance only. Data does not include the effects of air handler power or heat.
2. Performance based on 15°F subcooling and 15°F superheat at the Outdoor Unit base valves.
  - a. Increase capacity by 1% for each 2°F increase in subcooling.
  - b. Decrease capacity by 1% for each 2°F decrease in subcooling.
3. Maximum recommended condensing temperature is 140°F.

<b>COOLING PERFORMANCE DATA</b>																
<b>OUTDOOR UNIT MODEL NO.</b>			<b>YCD60B21S</b>													
<b>INDOOR COIL MODEL NO.</b>			<b>CF60CXA1</b>													
<b>AIR TEMP. ENTERING OUTDOOR UNIT (°F)</b>	<b>ID CFM</b>	<b>1520</b>					<b>1720</b>					<b>1920</b>				
	<b>ID DB (°F)</b>	<b>80</b>	<b>80</b>	<b>75</b>	<b>80</b>	<b>80</b>	<b>80</b>	<b>80</b>	<b>75</b>	<b>80</b>	<b>80</b>	<b>80</b>	<b>80</b>	<b>75</b>	<b>80</b>	<b>80</b>
	<b>ID WB (°F)</b>	<b>57</b>	<b>62</b>	<b>62</b>	<b>67</b>	<b>72</b>	<b>57</b>	<b>62</b>	<b>62</b>	<b>67</b>	<b>72</b>	<b>57</b>	<b>62</b>	<b>62</b>	<b>67</b>	<b>72</b>
<b>55</b>	<b>T.C.</b>	50.4	55.0	55.3	57.5	60.4	53.0	55.9	56.3	58.8	59.2	55.5	56.8	57.2	60.1	57.9
	<b>S.C.</b>	50.4	45.3	40.7	38.7	30.9	52.6	47.0	41.8	39.8	31.0	52.5	48.6	42.9	41.0	31.1
	<b>KW</b>	3.24	3.30	3.29	3.33	3.35	3.34	3.38	3.38	3.41	3.43	3.45	3.47	3.46	3.50	3.52
<b>65</b>	<b>T.C.</b>	50.8	54.9	54.9	58.0	60.0	52.6	55.5	55.8	58.9	59.5	54.5	56.1	56.7	59.9	59.0
	<b>S.C.</b>	50.8	46.3	40.7	38.9	30.5	52.6	48.5	42.1	40.3	31.1	54.0	50.8	43.5	41.6	31.7
	<b>KW</b>	3.57	3.64	3.62	3.67	3.69	3.67	3.71	3.71	3.75	3.78	3.77	3.78	3.79	3.84	3.86
<b>75</b>	<b>T.C.</b>	51.1	54.8	54.4	58.4	59.5	52.3	55.1	55.2	59.1	59.8	53.4	55.4	56.1	59.8	60.1
	<b>S.C.</b>	51.1	47.2	40.7	39.1	30.2	52.3	50.1	42.3	40.7	31.2	53.4	53.1	44.0	42.3	32.2
	<b>KW</b>	3.90	3.97	3.95	4.01	4.03	3.99	4.03	4.04	4.09	4.12	4.08	4.10	4.12	4.18	4.20
<b>85</b>	<b>T.C.</b>	49.1	52.4	51.8	57.0	59.7	50.5	53.0	52.5	57.0	59.2	51.9	53.6	53.3	57.0	58.6
	<b>S.C.</b>	49.1	46.4	39.4	38.9	30.3	50.5	49.3	41.1	40.4	31.1	51.9	52.2	42.8	41.8	31.9
	<b>KW</b>	4.35	4.41	4.40	4.47	4.51	4.44	4.49	4.48	4.55	4.59	4.54	4.57	4.57	4.63	4.67
<b>95</b>	<b>T.C.</b>	47.0	49.9	49.2	55.7	60.0	48.7	50.9	49.8	55.0	58.6	50.3	51.9	50.4	54.3	57.2
	<b>S.C.</b>	47.0	45.5	38.2	38.6	30.5	48.7	48.5	39.9	40.0	31.0	50.3	51.4	41.6	41.4	31.5
	<b>KW</b>	4.79	4.85	4.84	4.92	4.98	4.90	4.94	4.93	5.00	5.06	5.00	5.03	5.01	5.08	5.15
<b>105</b>	<b>T.C.</b>	44.1	45.5	45.2	51.6	56.7	45.9	46.5	46.2	51.5	55.8	47.6	47.5	47.1	51.5	54.8
	<b>S.C.</b>	44.1	43.7	36.2	36.7	29.0	45.9	45.8	38.2	38.6	29.6	47.6	47.5	40.3	40.4	30.3
	<b>KW</b>	5.38	5.41	5.41	5.47	5.57	5.47	5.49	5.49	5.56	5.67	5.57	5.57	5.57	5.65	5.78
<b>115</b>	<b>T.C.</b>	41.2	41.1	41.3	47.4	53.5	43.0	42.1	42.5	48.1	53.0	44.9	43.0	43.7	48.7	52.4
	<b>S.C.</b>	41.2	41.1	34.2	34.9	27.4	43.0	42.1	36.6	37.2	28.3	44.9	43.0	39.0	39.4	29.1
	<b>KW</b>	5.96	5.97	5.97	6.02	6.17	6.05	6.04	6.05	6.12	6.29	6.15	6.12	6.12	6.22	6.40
<b>NOTE: ALL CAPACITIES INCLUDE INDOOR FAN HEAT. KW VALUES ARE FOR THE SYSTEM (OUTDOOR + INDOOR).</b>																
Green shaded cells are ACCA (TVA) conditions.																
Blue shaded cells are AHRI conditions.																

**Multipliers for determining the performance with other indoor sections.**

**NOTE:** For dry bulb temperatures different than those listed (between 73-87 °F), sensible capacity increases by 1060 BTUH per 1000 CFM per degree above the listed temperature and decreases by 1060 BTUH per 1000 CFM per degree below the listed temperature.

**COIL MULTIPLIERS - 5 TON**

Air Handler	Coil	T.C.	S.C.	KW
–	CF/CM/CU60C	1.00	1.00	1.00
–	CF/CM/CU60D	1.00	1.00	1.00
–	CF/CM64D	1.03	1.03	1.03
AE60CX21	–	1.02	1.00	1.00
AE60DX21	–	1.04	1.04	1.01
AP60CX21	–	0.99	0.95	1.01
AP60DX21	–	1.00	0.96	1.02
AVC60CX21	–	1.02	1.03	1.00
AVC60DX21	–	1.03	1.01	1.00
ME16CN21	CF/CM60C	1.02	1.00	1.00
ME20DN21	CF/CM60D	1.02	1.00	1.00
ME20DN21	CF/CM64D	1.03	1.01	0.98
MVC16CN21	CF/CM60C	1.03	1.01	0.94
MVC20DN21	CF/CM60D	1.02	1.00	1.00
MVC20DN21	CF/CM64D	1.03	1.00	1.00

**FURNACE MULTIPLIERS - 5 TON**

Furnaces	Coil	T.C.	S.C.	KW
TM8V080C16MP12C	CF/CM/CU60D	1.01	1.04	1.03
TM8V100C16MP12C	CF/CM/CU60D	1.01	1.04	1.03
TM8V100C20MP12C	CF/CM/CU60C	1.00	1.01	1.00
TM8V100C20MP12C	CF/CM/CU60D	1.00	1.01	0.98
TM8V100C20MP12C	CF/CM64D	1.00	1.00	0.98
TM8V120C20MP12C	CF/CM/CU60C	1.00	1.01	1.00
TM8V120C20MP12C	CF/CM/CU60D	1.00	1.01	0.98
TM8V120C20MP12C	CF/CM64D	1.00	1.00	0.98
TM8X080C16MP11	CF/CM64D	0.99	0.98	1.01
TM8X100C16MP11	CF/CM64D	0.99	0.98	1.01
TM8X100C20MP11	CF/CM/CU60C	0.99	0.99	0.97
TM8X100C20MP11	CF/CM/CU60D	1.00	1.01	0.98
TM8X100C20MP11	CF/CM64D	1.00	1.00	0.98
TM8X120C20MP11	CF/CM/CU60C	0.99	0.99	0.97
TM8X120C20MP11	CF/CM/CU60D	1.00	1.01	0.98
TM8X120C20MP11	CF/CM64D	1.00	1.00	0.98
TM8Y080C16MP11	CF/CM64D	0.99	0.98	1.01
TM8Y100C16MP11	CF/CM64D	0.99	0.98	1.01
TM8Y100C20MP11	CF/CM/CU60C	0.99	0.99	0.97
TM8Y100C20MP11	CF/CM/CU60D	1.00	1.01	0.98
TM8Y100C20MP11	CF/CM64D	1.00	1.00	0.98
TM8Y120C20MP11	CF/CM/CU60C	0.99	0.99	0.97
TM8Y120C20MP11	CF/CM/CU60D	1.00	1.01	0.98
TM8Y120C20MP11	CF/CM64D	1.00	1.00	0.98
TM9E100C20MP11	CF/CM/CU60C	0.97	0.96	1.00
TM9E100C20MP11	CF/CM/CU60D	0.98	0.98	0.96
TM9E100C20MP11	CF/CM64D	1.00	0.99	1.00
TM9E120D20MP11	CF/CM/CU60D	1.00	1.02	0.98
TM9E120D20MP11	CF/CM64D	1.01	1.01	0.99
TM9V100C16MP12C	CF/CM/CU60D	0.99	1.01	0.99
TM9V100C16MP12C	CF/CM64D	1.01	1.02	1.01
TM9V100C20MP12C	CF/CM/CU60C	0.99	1.00	1.01
TM9V100C20MP12C	CF/CM64D	1.01	1.02	1.01

**FURNACE MULTIPLIERS - 5 TON (Continued)**

Furnaces	Coil	T.C.	S.C.	KW
TM9V120D20MP12C	CF/CM/CU60D	0.99	1.00	0.99
TM9V120D20MP12C	CF/CM64D	1.01	1.01	0.99
TM9Y100C20MP11	CF/CM/CU60C	0.97	0.96	1.00
TM9Y100C20MP11	CF/CM/CU60D	0.98	0.98	0.96
TM9Y100C20MP11	CF/CM64D	1.00	0.99	1.00
TM9Y120D20MP11	CF/CM/CU60D	1.00	1.02	0.98
TM9Y120D20MP11	CF/CM64D	1.01	1.01	0.99
TMLV080C16MP12C	CF/CM/CU60D	1.01	1.04	1.03
TMLV100C16MP12C	CF/CM/CU60D	1.01	1.04	1.03
TMLV100C20MP12C	CF/CM/CU60C	1.00	1.01	1.00
TMLV100C20MP12C	CF/CM/CU60D	1.00	1.01	0.98
TMLV100C20MP12C	CF/CM64D	1.00	1.00	0.98
TMLV120C20MP12C	CF/CM/CU60C	1.00	1.01	1.00
TMLV120C20MP12C	CF/CM/CU60D	1.00	1.01	0.98
TMLV120C20MP12C	CF/CM64D	1.00	1.00	0.98
TMLX080C16MP11	CF/CM64D	0.99	0.98	1.01
TMLX100C16MP11	CF/CM64D	0.99	0.98	1.01
TMLX100C20MP11	CF/CM/CU60C	0.99	0.99	0.97
TMLX100C20MP11	CF/CM/CU60D	1.00	1.01	0.98
TMLX100C20MP11	CF/CM64D	1.00	1.00	0.98
TMLX120C20MP11	CF/CM/CU60C	0.99	0.99	0.97
TMLX120C20MP11	CF/CM/CU60D	1.00	1.01	0.98
TMLX120C20MP11	CF/CM64D	1.00	1.00	0.98
TP9C100C16MP13C	CF/CM/CU60D	0.99	1.01	0.99
TP9C100C16MP13C	CF/CM64D	1.01	1.02	1.01
TP9C100C20MP13C	CF/CM/CU60C	0.99	1.00	1.01
TP9C100C20MP13C	CF/CM64D	1.01	1.02	1.01
TP9C120D20MP13C	CF/CM/CU60D	0.99	1.00	0.99
TP9C120D20MP13C	CF/CM64D	1.01	1.01	0.99
TPLC080C16MP13C	CF/CM/CU60D	1.01	1.04	1.03
TPLC100C16MP13C	CF/CM/CU60D	1.01	1.04	1.03
TPLC100C20MP13C	CF/CM/CU60C	1.00	1.01	1.00
TPLC100C20MP13C	CF/CM/CU60D	1.00	1.01	0.98
TPLC100C20MP13C	CF/CM64D	1.00	1.00	0.98
TPLC120C20MP13C	CF/CM/CU60C	1.00	1.01	1.00
TPLC120C20MP13C	CF/CM/CU60D	1.00	1.01	0.98
TPLC120C20MP13C	CF/CM64D	1.00	1.00	0.98
YP9C100C16MP13C	CF/CM/CU60D	0.99	1.01	0.99
YP9C100C16MP13C	CF/CM64D	1.01	1.02	1.01
YP9C100C20MP13C	CF/CM/CU60C	0.99	1.00	1.01
YP9C100C20MP13C	CF/CM64D	1.01	1.02	1.01
YP9C120D20MP13C	CF/CM/CU60D	0.99	1.00	0.99
YP9C120D20MP13C	CF/CM64D	1.01	1.01	0.99
YPLC080C16MP13C	CF/CM/CU60D	1.01	1.04	1.03
YPLC100C16MP13C	CF/CM/CU60D	1.01	1.04	1.03
YPLC100C20MP13C	CF/CM/CU60C	1.00	1.01	1.00
YPLC100C20MP13C	CF/CM/CU60D	1.00	1.01	0.98
YPLC100C20MP13C	CF/CM64D	1.00	1.00	0.98
YPLC120C20MP13C	CF/CM/CU60C	1.00	1.01	1.00
YPLC120C20MP13C	CF/CM/CU60D	1.00	1.01	0.98
YPLC120C20MP13C	CF/CM64D	1.00	1.00	0.98

# NOTES