



## TECHNICAL GUIDE

**LX SERIES  
SPLIT SYSTEM  
AIR CONDITIONERS**  
**14 SEER – R-410A – 1 PHASE**  
**1.5 THRU 5 NOMINAL TONS**  
**MODELS: YCE18 THRU 60**



Due to continuous product improvement, specifications are subject to change without notice.

Visit us on the web at

[www.upgnet.com](http://www.upgnet.com) and [www.york.com](http://www.york.com)

Additional rating information can be found at

[www.ahridirectory.org](http://www.ahridirectory.org)

### WARRANTY SUMMARY\*

Standard 5-Years limited parts warranty.

Standard 10-Years limited compressor warranty.

**Extended 10-Years limited parts warranty** when product is registered online within 90 days of purchase for replacement or closing for new home construction.

\*Does not apply to R-22 models, 3-Phase models, or Internet sales.

See Limited Warranty certificate in User's Information Manual for details.

## DESCRIPTION

The YCE models are optimized for the new 14 SEER Regional Minimum Efficiency in the Southeast US, these outdoor units are specifically designed to be matched with York indoor coils, furnaces, and air handlers to provide a complete system solution.

## FEATURES

- **Small Footprint** - Minimum footprint for easier handling, transportation, and installation.
- **Easier Installation** - Independent panels provide quick access for unit setup. Installation time is reduced by easy power and control wiring access. Select indoor matches with factory-mounted TXVs are available for quicker system installation. The factory installed filter-drier and factory charge for a 15-Ft lineset means less time spent brazing and charging the system. The small base dimension and reduced unit clearances make for easier retrofits.
- **Accessible Information** - QR code on unit provides quick access to technical documents and warranty information.
- **Durable Finish** - The coated steel wire fan guard, coated external fasteners, and pre-treated G90-equivalent galvanized steel chassis components resist corrosion and rust creep. Champagne colored powdercoat paint further protects external panels.
- **Quality Coils** - The high efficiency microchannel aluminum coil is manufactured using an improved material system providing reliable performance and small unit size.
- **Rugged Coil Protection** - Coils are protected from mechanical damage by a proven stamped steel coil guard design.
- **Protected Compressor** - Compressors are protected internally by a high pressure relief valve and a temperature sensor, and externally by the system high pressure switch. The liquid line filter-drier is factory installed to protect the compressor against moisture and debris.
- **Reliable Operation** - Ball bearing fan motors provide superior performance in extreme temperatures.
- **Environmentally Friendly** - CFC-free R-410A refrigerant delivers environmentally friendly performance with zero ozone depletion.
- **Top Discharge** - Warm air is blown up, away from the structure and any landscaping and allows compact location on multi-unit applications.
- **Low Operating Sound Levels** - Developed using CFD and FEA tools, the sturdy cabinet and top design provides sound performance of 76 dBA or lower. Compatible accessories for further sound reduction are also available.
- **Better Service Access** - Diagonal base valves with open access for low-loss fittings, single panel access to the electrical controls, swing out control box for full corner access, and removable fan guard allow easy access for unit maintenance.
- **Agency Listed** - Safety certified by CSA to UL 1995 / CSA 22.2. Performance certified to ANSI/AHRI Standard 210/240 in accordance with the Unitary Small Equipment certification program.

**LIST OF SECTIONS**

<b>DESCRIPTION</b> .....	<b>1</b>
<b>FEATURES</b> .....	<b>1</b>
<b>NOMENCLATURE</b> .....	<b>2</b>
<b>PHYSICAL AND ELECTRICAL DATA</b> .....	<b>3</b>
<b>DIMENSIONS</b> .....	<b>3</b>
<b>SYSTEM CHARGE FOR VARIOUS MATCHED SYSTEMS</b> .....	<b>4</b>
<b>COOLING CAPACITY - With Air Handler Coils</b> .....	<b>5</b>
<b>COOLING CAPACITY - With High Efficiency Motor Furnaces</b> ...	<b>10</b>
<b>APPLICATIONS AND ACCESSORIES</b> .....	<b>46</b>
<b>SOUND POWER RATINGS</b> .....	<b>46</b>
<b>MECHANICAL SPECIFICATIONS</b> .....	<b>47</b>
<b>TYPICAL INSTALLATION</b> .....	<b>48</b>
<b>TYPICAL FIELD WIRING</b> .....	<b>49</b>
<b>ALTERNATIVE INSTALLATION CLEARANCES</b> .....	<b>49</b>
<b>PERFORMANCE DATA - 1.5 TON</b> .....	<b>50</b>
<b>PERFORMANCE DATA - 2 TON</b> .....	<b>54</b>
<b>PERFORMANCE DATA - 2.5 TON</b> .....	<b>59</b>
<b>PERFORMANCE DATA - 3 TON</b> .....	<b>64</b>
<b>PERFORMANCE DATA - 3.5 TON</b> .....	<b>69</b>
<b>PERFORMANCE DATA - 4 TON</b> .....	<b>74</b>
<b>PERFORMANCE DATA - 5 TON</b> .....	<b>78</b>

**NOMENCLATURE**

<b>BRAND</b>	<b>Y</b>	<b>Y = York</b>
<b>PRODUCT TYPE</b>	<b>C</b>	<b>C = Air Conditioner</b>
<b>NOMINAL SERIES EFFICIENCY AND STAGING</b>	<b>E</b>	<b>E = 14 SEER / 1-Stage (US Southeast Region)</b>
<b>NOMINAL UNIT CAPACITY (MBH)</b>	<b>36</b>	<b>18 = 1.5 Ton      42 = 3.5 Ton 24 = 2 Ton      48 = 4 Ton 30 = 2.5 Ton      60 = 5 Ton 36 = 3 Ton</b>
<b>REFRIGERANT</b>	<b>B</b>	<b>B = R-410A</b>
<b>VOLTAGE (Voltage-Phase-Hertz)</b>	<b>2</b>	<b>2 = 208/230-1-60</b>
<b>GENERATION (MAJOR REVISION)</b>	<b>1</b>	<b>1 = 1st Gen 2 = 2nd Gen etc</b>
<b>FACTORY OPTION</b>	<b>S</b>	<b>S = Standard (No Options)</b>
<b>STYLE LETTER (MINOR REVISION) NOT USED FOR ORDERING</b>	<b>A</b>	<b>A = Style A B = Style B etc</b>

## PHYSICAL AND ELECTRICAL DATA

MODEL		YCE18B22S	YCE24B22S	YCE30B22S	YCE36B22S	YCE42B22S	YCE48B21S	YCE60B21S
Unit Supply Voltage		208-230V, 1 $\phi$ , 60Hz						
Normal Voltage Range <sup>1</sup>		187 to 252						
Minimum Circuit Ampacity		12.7	14.8	18.4	19.6	25.3	25.7	31.7
Max. Overcurrent Device Amps <sup>2</sup>		20	25	30	30	40	45	50
Min. Overcurrent Device Amps <sup>3</sup>		15	15	20	20	30	30	35
Compressor Type		Scroll	Scroll	Scroll	Scroll	Scroll	Scroll	Scroll
Compressor Amps	Rated Load	9.7	11.2	14.1	14.7	19.2	19.5	24.3
	Locked Rotor	46.0	60.8	73.0	75.0	123.9	130.0	144.2
Crankcase Heater		No	No	No	No	No	No	No
Factory External Discharge Muffler		No	No	No	No	No	No	No
HS Kit Required with TXV <sup>4</sup>		No	No	No	No	No	No	No
Fan Diameter Inches		18	22	22	22	22	24	26
Fan Motor	Rated HP	1/12	1/8	1/8	1/4	1/4	1/4	1/4
	Rated Load Amps	0.64	0.80	0.80	1.30	1.30	1.30	1.30
	Nominal RPM	1050	1075	1075	850	850	850	850
	Nominal CFM	1900	1950	2850	3225	3275	3500	4300
Coil	Face Area Sq. Ft.	11.07	12.21	12.21	13.83	17.37	18.74	23.40
	Rows Deep	1	1	1	1	1	1	1
	Fins / Inch	23	23	23	23	23	23	23
Liquid Line Set OD (Field Installed)		3/8	3/8	3/8	3/8	3/8	3/8	3/8
Vapor Line Set OD (Field Installed) <sup>5</sup>		3/4	3/4	3/4	3/4	7/8	7/8	1-1/8 <sup>‡</sup>
Unit Charge (Lbs. - Oz.) <sup>6</sup>		3 - 8	3 - 12	3 - 14	4 - 1	4 - 12	4 - 15	5 - 12
Charge Per Foot, Oz.		0.62	0.62	0.62	0.62	0.67	0.67	0.75
Operating Weight Lbs.		125	135	140	145	185	200	205

1. Rated in accordance with AHRI Standard 110-2012, utilization range "A".

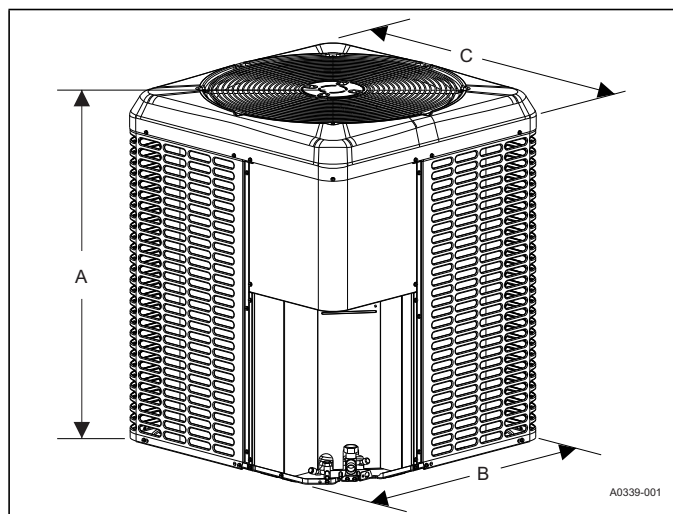
2. Dual element fuses or HACR circuit breaker. Maximum allowable overcurrent protection.

3. Dual element fuses or HACR circuit breaker. Minimum recommended overcurrent protection.

4. See Hard Start Kit Accessory Installation Manual for Hard Start Kit part number for each model.

5. For applications with non-standard vapor line sizes, see the "Applications & Accessories" section of this Technical Guide.

6. The Unit Charge is correct for the outdoor unit, smallest matched indoor unit, and 15 feet of refrigerant tubing. For tubing lengths other than 15 feet, add or subtract the amount of refrigerant, using the difference in actual lineset length (not the equivalent length) multiplied by the per foot value.



## DIMENSIONS

Unit Model	Dimensions (Inches)			Refrigerant Connection Service Valve Size	
	A	B	C	Liquid	Vapor
YCE18B22S	30	24	24	3/8	3/4
YCE24B22S	26-3/4	29-1/4	29-1/4		
YCE30B22S	26-3/4	29-1/4	29-1/4		
YCE36B22S	30	29-1/4	29-1/4		7/8
YCE42B22S	36-1/4	29-1/4	29-1/4		
YCE48B21S	33-1/4	35-1/4	31-3/4		7/8 <sup>‡</sup>
YCE60B21S	36-1/4	38	34-1/4		

<sup>‡</sup> Adapter fitting must be field installed for the required 1-1/8" line set.

All dimensions are in inches and are subject to change without notice.

Overall height is from bottom of base pan to top of fan guard.

Overall length and width include screw heads.

**SYSTEM CHARGE FOR VARIOUS MATCHED SYSTEMS**

Outdoor Unit	YCE18B22S	YCE24B22S	YCE30B22S	YCE36B22S	YCE42B22S	YCE48B21S	YCE60B21S
Required TXV <sup>1,2</sup>	BH1	BH1	BA1	BA1	BC1	BC1	BD1
Indoor Unit <sup>3,4,5</sup>	Additional Charge, oz						
AP18B	0	—	—	—	—	—	—
AP24B	3	0	—	—	—	—	—
AP30B	—	7	2	—	—	—	—
AP36B	—	—	—	0	—	—	—
AP36C	—	—	2	2	—	—	—
AP37C	—	—	—	5	—	—	—
AP42C	—	—	—	—	—	—	—
AP48C	—	—	—	5	2	0	—
AP48D	—	—	—	—	2	0	—
AP60(C,D)	—	—	—	—	—	2	0
AE18B	0	—	—	—	—	—	—
AE24B	3	0	—	—	—	—	—
AE30B	8	5	0	—	—	—	—
AE36B	—	7	2	0	—	—	—
AE36C	10	7	2	0	—	—	—
AE42C	—	—	—	5	2	—	—
AE48(C,D)	—	—	—	5	2	0	—
AE60C	—	—	—	—	9	2	0
AE60D	—	—	—	—	29	22	20
AVC18B	0	—	—	—	—	—	—
AVC24B	3	0	—	—	—	—	—
AVC30B	8	5	0	—	—	—	—
AVC36(B,C)	—	7	2	0	—	—	—
AVC42C	—	—	—	5	2	—	—
AVC48(C,D)	—	—	—	5	2	0	—
AVC60C	—	—	—	—	—	2	0
AVC60D	—	—	—	—	29	22	20
CF/CM/CU18(A,B)	0	—	—	—	—	—	—
CF/CM/CU24(A,B,C)	3	0	—	—	—	—	—
CF/CM/CU30(A,B,C)	8	5	0	—	—	—	—
CF/CM/CU36(A,B,C,D)	10	7	2	0	—	—	—
CF/CM/CU42(B,C,D)	—	11	2	2	0	—	—
CF/CM/CU48(C,D)	—	—	—	5	2	0	—
CF/CM/CU60(C,D)	—	—	—	—	9	2	0
CF/CM64D	—	—	—	—	29	22	20

Some of the combinations shown in the above System Charge table require Advanced Main Air Circulating Fan indoor product. For approved coil only matches, please see the "COOLING CAPACITY - Upflow, Downflow & Horizontal Furnaces and Coils" table.

**FOOTNOTES:**

- For applications requiring a TXV, use S1-1TVM\*\*\* series kit.
- A TXV kit must be used with these indoor units to obtain system performance.
- Systems matched with furnaces or air handlers not equipped with blower-off delays may require blower Time Delay Kit S1-2FD06700224.
- CF coils cannot be used in horizontal applications.
- Charge adders shown above do not indicate that coils are rated for every application. Refer to Performance Data Tables for actual performance for specified system matches. Obtain certified system ratings from [www.ahridirectory.org](http://www.ahridirectory.org).

**CHARGING PROCEDURES:**

- Check the Factory Unit Charge listed on the unit nameplate to verify the refrigerant charge for the outdoor unit, the smallest matched indoor unit, and the 15 feet of interconnecting lineset.
- Verify the indoor metering device and additional charge required for the specific matched indoor unit in the system using the above table.
- Add additional charge for the amount of interconnecting lineset greater than 15 feet at the rate specified in the Physical and Electrical Table.
- For installations requiring additional charge, weigh in refrigerant for the specific matching indoor unit and actual lineset length.
- Once the charge adders for matched indoor unit and for lineset have been weighed in, verify the system operation against the temperatures and pressures in the Charging Chart for the outdoor unit. Locate Charging Charts on the outdoor unit and also in the Service Data Application Guide on [www.upgnet.com](http://www.upgnet.com). Follow the Subcool or the Superheat charging procedure in the Installation Manual according to the type of indoor metering device in the system, and allow ten minutes after each charge adjustment for the system operation to stabilize. Record the charge adjustment made to match the Charging Chart.
- Permanently stamp the unit data plate with the TOTAL SYSTEM CHARGE defined as follows: TOTAL SYSTEM CHARGE = Base Charge (as shipped) + charge adder for matched indoor unit + charge adder for actual lineset length + charge adjustments to match the Charging Chart.

**COOLING CAPACITY - With Air Handler Coils**

UNIT MODEL	AIR HANDLER		COIL MODEL <sup>1</sup>	COOLING				
	MODEL	WIDTH		RATED CFM	NET MBH		SEER	EER
					TOTAL	SENS.		
YCE18B22S	AE18BX21	17.5	—	650	18.0	14.9	16.00	13.25
YCE18B22S	AE24BX21	17.5	—	625	18.0	14.6	16.00	13.25
YCE18B22S	AE30BX21	17.5	—	600	18.0	14.3	16.00	13.25
YCE18B22S	AE36CX21	21.0	—	650	18.0	14.5	16.00	13.25
YCE18B22S	AP18BX21	17.5	—	650	17.6	14.6	14.25	12.25
YCE18B22S	AP24BX21	17.5	—	675	17.7	15.0	14.25	12.25
YCE18B22S	AVC18BX21	17.5	—	650	18.0	14.9	16.00	13.25
YCE18B22S	AVC24BX21	17.5	—	625	18.0	14.6	16.00	13.25
YCE18B22S	AVC30BX21	17.5	—	675	18.0	14.9	16.00	13.25
YCE18B22S	ME08BN21	17.5	CF/CM18B	575	17.7	14.1	16.00	13.25
YCE18B22S	ME08BN21	17.5	CF/CM24B	575	17.8	14.1	16.00	13.25
YCE18B22S	ME08BN21	17.5	CF/CM30B	600	18.0	14.3	16.00	13.25
YCE18B22S	ME08BN21	17.5	CF/CM36B	575	18.0	13.8	16.00	13.25
YCE18B22S	ME12BN21	17.5	CF/CM18B	675	18.0	15.1	16.00	13.25
YCE18B22S	ME12BN21	17.5	CF/CM24B	675	18.0	15.2	16.00	13.25
YCE18B22S	ME12BN21	17.5	CF/CM30B	675	18.0	14.9	16.00	13.25
YCE18B22S	ME12BN21	17.5	CF/CM36B	675	18.0	14.9	16.00	13.25
YCE18B22S	ME12CN21	21.0	CF/CM24C	600	18.0	14.4	16.00	13.25
YCE18B22S	ME12CN21	21.0	CF/CM30C	600	18.0	14.3	16.00	13.25
YCE18B22S	ME12CN21	21.0	CF/CM36C	600	18.0	14.2	16.00	13.25
YCE18B22S	MVC08BN21	17.5	CF/CM18B	650	18.0	14.9	16.00	13.25
YCE18B22S	MVC08BN21	17.5	CF/CM24B	650	18.0	14.9	16.00	13.25
YCE18B22S	MVC08BN21	17.5	CF/CM30B	625	18.0	14.6	16.00	13.25
YCE18B22S	MVC08BN21	17.5	CF/CM36B	650	18.0	14.6	16.00	13.25
YCE18B22S	MVC12CN21	21.0	CF/CM24C	650	18.0	14.9	16.00	13.25
YCE18B22S	MVC12CN21	21.0	CF/CM30C	650	18.0	14.8	16.00	13.25
YCE18B22S	MVC12CN21	21.0	CF/CM36C	650	18.0	14.5	16.00	13.25
YCE24B22S	AE24BX21	17.5	—	825	24.0	19.0	16.00	13.00
YCE24B22S	AE30BX21	17.5	—	900	24.0	19.4	16.00	13.00
YCE24B22S	AE36BX21	17.5	—	850	24.0	18.9	16.00	13.00
YCE24B22S	AE36CX21	21.0	—	800	24.0	18.7	16.00	13.00
YCE24B22S	AP24BX21	17.5	—	675	23.6	17.3	14.00	12.00
YCE24B22S	AP30BX21	17.5	—	850	24.0	18.9	14.25	12.25
YCE24B22S	AVC24BX21	17.5	—	750	24.0	18.2	16.00	13.00
YCE24B22S	AVC30BX21	17.5	—	750	24.0	18.0	16.00	13.00
YCE24B22S	AVC36BX21	17.5	—	850	24.0	18.9	16.00	13.00
YCE24B22S	AVC36CX21	21.0	—	825	24.0	18.6	16.00	13.00
YCE24B22S	ME08BN21	17.5	CF/CM24B	800	24.0	18.8	16.00	13.00
YCE24B22S	ME08BN21	17.5	CF/CM30B	800	24.0	18.7	16.00	13.00
YCE24B22S	ME08BN21	17.5	CF/CM36B	800	24.0	18.7	16.00	13.00
YCE24B22S	ME08BN21	17.5	CF42B	900	24.0	19.3	16.00	13.00
YCE24B22S	ME12BN21	17.5	CF/CM24B	875	24.0	19.5	16.00	13.00
YCE24B22S	ME12BN21	17.5	CF/CM30B	875	24.0	19.2	16.00	13.00
YCE24B22S	ME12BN21	17.5	CF/CM36B	875	24.0	19.5	16.00	13.00
YCE24B22S	ME12BN21	17.5	CF42B	850	24.0	18.9	16.00	13.00
YCE24B22S	ME12CN21	21.0	CF/CM24C	850	24.0	19.2	16.00	13.00
YCE24B22S	ME12CN21	21.0	CF/CM30C	850	24.0	18.8	16.00	13.00
YCE24B22S	ME12CN21	21.0	CF/CM36C	850	24.0	18.9	16.00	13.00
YCE24B22S	ME12CN21	21.0	CF/CM42C	850	24.0	18.9	16.00	13.00
YCE24B22S	ME14DN21	24.5	CF/CM36D	875	24.0	19.5	16.00	13.00
YCE24B22S	ME14DN21	24.5	CF/CM42D	875	24.0	19.1	16.00	13.00
YCE24B22S	MVC08BN21	17.5	CF/CM24B	725	24.0	18.1	16.00	13.00
YCE24B22S	MVC08BN21	17.5	CF/CM30B	800	24.0	18.7	16.00	13.00

**COOLING CAPACITY - With Air Handler Coils (Continued)**

UNIT MODEL	AIR HANDLER		COIL MODEL <sup>1</sup>	COOLING				
	MODEL	WIDTH		RATED CFM	NET MBH		SEER	EER
					TOTAL	SENS.		
YCE24B22S	MVC08BN21	17.5	CF/CM36B	800	24.0	18.7	16.00	13.00
YCE24B22S	MVC08BN21	17.5	CF42B	725	24.0	17.7	16.00	13.00
YCE24B22S	MVC12BN21	17.5	CF/CM24B	775	24.0	18.6	16.00	13.00
YCE24B22S	MVC12BN21	17.5	CF/CM30B	875	24.0	19.2	16.00	13.00
YCE24B22S	MVC12BN21	17.5	CF/CM36B	875	24.0	19.5	16.00	13.00
YCE24B22S	MVC12BN21	17.5	CF42B	875	24.0	19.1	16.00	13.00
YCE24B22S	MVC12CN21	21.0	CF/CM24C	875	24.0	19.5	16.00	13.00
YCE24B22S	MVC12CN21	21.0	CF/CM30C	875	24.0	19.2	16.00	13.00
YCE24B22S	MVC12CN21	21.0	CF/CM36C	875	24.0	19.5	16.00	13.00
YCE24B22S	MVC12CN21	21.0	CF/CM42C	875	24.0	19.1	16.00	13.00
YCE24B22S	MVC14DN21	24.5	CF/CM36D	875	24.0	19.5	16.00	13.00
YCE24B22S	MVC14DN21	24.5	CF/CM42D	875	24.0	19.1	16.00	13.00
YCE30B22S	AE30BX21	17.5	–	875	30.0	22.2	15.25	13.00
YCE30B22S	AE36BX21	17.5	–	825	30.0	21.6	15.50	13.25
YCE30B22S	AE36CX21	21.0	–	975	30.0	23.2	15.75	13.25
YCE30B22S	AP30BX21	17.5	–	825	29.8	21.6	14.25	12.00
YCE30B22S	AP36CX21	21.0	–	1125	30.0	24.4	14.00	12.00
YCE30B22S	AVC30BX21	17.5	–	825	29.8	21.6	15.25	13.00
YCE30B22S	AVC36BX21	17.5	–	850	30.0	21.8	15.50	13.25
YCE30B22S	AVC36CX21	21.0	–	900	30.0	22.4	15.75	13.25
YCE30B22S	ME08BN21	17.5	CF/CM30B	900	30.0	22.6	15.25	13.25
YCE30B22S	ME08BN21	17.5	CF/CM36B	900	30.0	22.4	15.50	13.25
YCE30B22S	ME08BN21	17.5	CF42B	875	30.0	22.2	15.50	13.25
YCE30B22S	ME12BN21	17.5	CF/CM30B	850	30.0	22.0	15.50	13.25
YCE30B22S	ME12BN21	17.5	CF/CM36B	850	30.0	21.8	15.50	13.25
YCE30B22S	ME12BN21	17.5	CF42B	850	30.0	22.2	15.50	13.25
YCE30B22S	ME12CN21	21.0	CF/CM30C	1000	30.0	23.6	15.50	13.25
YCE30B22S	ME12CN21	21.0	CF/CM36C	825	30.0	21.6	15.75	13.25
YCE30B22S	ME12CN21	21.0	CF/CM42C	1000	30.0	23.4	15.75	13.25
YCE30B22S	ME14DN21	24.5	CF/CM36D	1025	30.0	23.6	16.00	13.25
YCE30B22S	ME14DN21	24.5	CF/CM42D	1025	30.0	23.6	16.00	13.25
YCE30B22S	ME16CN21	21.0	CF/CM30C	900	30.0	22.6	15.50	13.25
YCE30B22S	ME16CN21	21.0	CF/CM36C	900	30.0	22.4	15.75	13.25
YCE30B22S	ME16CN21	21.0	CF/CM42C	900	30.0	22.4	15.75	13.25
YCE30B22S	MVC08BN21	17.5	CF/CM30B	825	29.8	21.6	15.25	13.00
YCE30B22S	MVC08BN21	17.5	CF/CM36B	825	30.0	21.6	15.50	13.25
YCE30B22S	MVC08BN21	17.5	CF42B	850	30.0	22.2	15.50	13.25
YCE30B22S	MVC12BN21	17.5	CF/CM30B	875	30.0	22.4	15.25	13.25
YCE30B22S	MVC12BN21	17.5	CF/CM36B	875	30.0	22.2	15.50	13.25
YCE30B22S	MVC12BN21	17.5	CF42B	875	30.0	22.2	15.50	13.25
YCE30B22S	MVC12CN21	21.0	CF/CM30C	1000	30.0	23.6	15.75	13.25
YCE30B22S	MVC12CN21	21.0	CF/CM36C	1050	30.0	24.0	15.75	13.25
YCE30B22S	MVC12CN21	21.0	CF/CM42C	975	30.0	23.2	16.00	13.25
YCE30B22S	MVC14DN21	24.5	CF/CM36D	1050	30.0	24.0	16.00	13.25
YCE30B22S	MVC14DN21	24.5	CF/CM42D	1000	30.0	23.4	16.00	13.25
YCE30B22S	MVC16CN21	21.0	CF/CM30C	1125	30.0	24.6	15.50	13.25
YCE30B22S	MVC16CN21	21.0	CF/CM36C	925	30.0	22.6	15.75	13.25
YCE30B22S	MVC16CN21	21.0	CF/CM42C	1125	30.0	24.4	16.00	13.25
YCE36B22S	AE36BX21	17.5	–	975	34.8	25.6	15.00	12.50
YCE36B22S	AE36CX21	21.0	–	975	35.0	25.6	15.50	12.75
YCE36B22S	AE42CX21	21.0	–	1150	36.0	28.2	15.25	12.75
YCE36B22S	AE48CX21	21.0	–	1050	35.6	26.8	15.75	13.00
YCE36B22S	AE48DX21	24.5	–	1050	35.8	27.0	16.00	13.00



**COOLING CAPACITY - With Air Handler Coils (Continued)**

UNIT MODEL	AIR HANDLER		COIL MODEL <sup>1</sup>	COOLING				
	MODEL	WIDTH		RATED CFM	NET MBH		SEER	EER
					TOTAL	SENS.		
YCE36B22S	AP36BX21	17.5	—	1150	35.2	27.4	14.00	12.00
YCE36B22S	AP36CX21	21.0	—	1125	35.4	27.2	14.00	12.00
YCE36B22S	AP37CX21	21.0	—	1125	35.4	27.2	14.00	12.00
YCE36B22S	AP48CX21	21.0	—	1300	36.0	29.8	14.00	12.00
YCE36B22S	AVC36BX21	17.5	—	1000	34.8	25.8	15.00	12.50
YCE36B22S	AVC36CX21	21.0	—	1025	35.2	26.0	15.50	12.75
YCE36B22S	AVC42CX21	21.0	—	1050	35.6	26.8	15.50	13.00
YCE36B22S	AVC48CX21	21.0	—	1025	35.6	26.4	15.50	13.00
YCE36B22S	AVC48DX21	24.5	—	1050	35.6	26.8	15.75	13.00
YCE36B22S	ME12BN21	17.5	CF/CM36B	1050	35.2	26.6	15.25	12.75
YCE36B22S	ME12BN21	17.5	CF42B	1050	35.6	26.6	15.25	12.75
YCE36B22S	ME12CN21	21.0	CF/CM36C	1000	35.0	26.0	15.50	12.75
YCE36B22S	ME12CN21	21.0	CF/CM42C	1000	35.4	26.0	15.50	13.00
YCE36B22S	ME12CN21	21.0	CF/CM48C	1000	35.4	26.0	15.50	13.00
YCE36B22S	ME14DN21	24.5	CF/CM36D	1025	35.4	26.2	15.50	13.00
YCE36B22S	ME14DN21	24.5	CF/CM42D	1025	35.6	26.4	15.75	13.00
YCE36B22S	ME14DN21	24.5	CF/CM48D	1025	35.6	26.4	15.75	13.00
YCE36B22S	ME16CN21	21.0	CF/CM36C	1100	35.4	27.2	15.50	12.75
YCE36B22S	ME16CN21	21.0	CF/CM42C	1100	35.8	27.4	15.50	13.00
YCE36B22S	ME16CN21	21.0	CF/CM48C	1100	36.0	27.4	15.50	13.00
YCE36B22S	ME20DN21	24.5	CF/CM36D	1275	36.0	29.6	15.75	13.00
YCE36B22S	ME20DN21	24.5	CF/CM42D	1275	36.0	28.8	15.75	13.00
YCE36B22S	ME20DN21	24.5	CF/CM48D	1275	36.0	29.4	15.75	13.00
YCE36B22S	MVC08BN21	17.5	CF/CM36B	1000	34.8	25.8	15.00	12.50
YCE36B22S	MVC08BN21	17.5	CF42B	1000	35.2	25.8	15.00	12.50
YCE36B22S	MVC12BN21	17.5	CF/CM36B	975	34.8	25.6	15.25	12.75
YCE36B22S	MVC12BN21	17.5	CF42B	975	34.8	25.6	15.25	12.75
YCE36B22S	MVC12CN21	21.0	CF/CM36C	1000	35.0	26.0	15.50	13.00
YCE36B22S	MVC12CN21	21.0	CF/CM42C	1050	35.6	26.4	15.75	13.00
YCE36B22S	MVC12CN21	21.0	CF/CM48C	1050	35.6	26.8	15.75	13.00
YCE36B22S	MVC14DN21	24.5	CF/CM36D	1100	35.6	27.4	15.75	13.00
YCE36B22S	MVC14DN21	24.5	CF/CM42D	1250	36.0	28.8	15.75	13.00
YCE36B22S	MVC14DN21	24.5	CF/CM48D	1100	36.0	27.4	16.00	13.00
YCE36B22S	MVC16CN21	21.0	CF/CM36C	1125	35.6	27.6	15.50	13.00
YCE36B22S	MVC16CN21	21.0	CF/CM42C	1150	36.0	28.0	15.75	13.00
YCE36B22S	MVC16CN21	21.0	CF/CM48C	1125	36.0	28.0	15.75	13.00
YCE36B22S	MVC20DN21	24.5	CF/CM36D	1175	36.0	28.4	15.75	13.00
YCE36B22S	MVC20DN21	24.5	CF/CM42D	1275	36.0	28.8	16.00	13.00
YCE36B22S	MVC20DN21	24.5	CF/CM48D	1175	36.0	28.2	16.00	13.00
YCE42B22S	AE42CX21	21.0	—	1350	41.5	32.4	15.00	12.50
YCE42B22S	AE48CX21	21.0	—	1200	41.5	31.0	15.50	12.75
YCE42B22S	AE48DX21	24.5	—	1250	42.0	31.6	15.75	12.75
YCE42B22S	AE60CX21	21.0	—	1200	42.0	31.2	15.25	12.75
YCE42B22S	AE60CX22	21.0	—	1200	41.5	30.4	15.25	12.75
YCE42B22S	AP48CX21	21.0	—	1300	41.5	32.0	14.00	12.00
YCE42B22S	AP48DX21	24.5	—	1475	41.5	33.6	14.25	12.00
YCE42B22S	AVC42CX21	21.0	—	1250	41.5	31.2	15.00	12.50
YCE42B22S	AVC48CX21	21.0	—	1200	41.5	31.0	15.25	12.75
YCE42B22S	AVC48DX21	24.5	—	1225	42.0	31.6	15.50	12.75
YCE42B22S	AVC60DX21	24.5	—	1200	42.0	31.0	15.75	12.75
YCE42B22S	ME12BN21	17.5	CF42B	1225	41.0	30.6	14.75	12.50
YCE42B22S	ME12CN21	21.0	CF/CM42C	1225	41.5	31.0	15.25	12.75
YCE42B22S	ME12CN21	21.0	CF/CM48C	1225	41.5	31.2	15.25	12.75

**COOLING CAPACITY - With Air Handler Coils (Continued)**

UNIT MODEL	AIR HANDLER		COIL MODEL <sup>1</sup>	COOLING				
	MODEL	WIDTH		RATED CFM	NET MBH		SEER	EER
					TOTAL	SENS.		
YCE42B22S	ME12CN21	21.0	CF/CM60C	1225	41.5	30.6	15.25	12.75
YCE42B22S	ME14DN21	24.5	CF/CM42D	1200	41.5	30.8	15.50	12.75
YCE42B22S	ME14DN21	24.5	CF/CM48D	1200	41.5	31.0	15.50	12.75
YCE42B22S	ME14DN21	24.5	CF/CM60D	1200	42.0	31.2	15.50	12.75
YCE42B22S	ME14DN21	24.5	CF/CM64D	1200	42.0	31.0	15.75	12.75
YCE42B22S	ME16CN21	21.0	CF/CM42C	1325	42.0	32.4	15.00	12.50
YCE42B22S	ME16CN21	21.0	CF/CM48C	1325	42.0	32.2	15.00	12.50
YCE42B22S	ME16CN21	21.0	CF/CM60C	1325	42.0	31.8	15.00	12.50
YCE42B22S	ME20DN21	24.5	CF/CM42D	1275	42.0	31.8	15.75	12.75
YCE42B22S	ME20DN21	24.5	CF/CM48D	1275	42.0	31.8	15.75	12.75
YCE42B22S	ME20DN21	24.5	CF/CM60D	1275	42.0	31.8	15.75	12.75
YCE42B22S	ME20DN21	24.5	CF/CM64D	1250	42.0	31.4	16.00	13.00
YCE42B22S	MVC12BN21	17.5	CF42B	1175	40.5	29.8	14.75	12.50
YCE42B22S	MVC12CN21	21.0	CF/CM42C	1175	41.5	30.8	15.25	12.75
YCE42B22S	MVC12CN21	21.0	CF/CM48C	1175	41.5	30.8	15.25	12.75
YCE42B22S	MVC12CN21	21.0	CF/CM60C	1175	41.5	30.2	15.25	12.75
YCE42B22S	MVC14DN21	24.5	CF/CM42D	1175	41.5	30.6	15.75	12.75
YCE42B22S	MVC14DN21	24.5	CF/CM48D	1175	41.5	30.8	15.75	12.75
YCE42B22S	MVC14DN21	24.5	CF/CM60D	1250	42.0	31.6	16.00	13.00
YCE42B22S	MVC14DN21	24.5	CF/CM64D	1250	42.0	31.6	16.00	13.00
YCE42B22S	MVC16CN21	21.0	CF/CM42C	1275	42.0	31.8	15.50	12.75
YCE42B22S	MVC16CN21	21.0	CF/CM48C	1275	42.0	31.8	15.50	12.75
YCE42B22S	MVC16CN21	21.0	CF/CM60C	1275	42.0	31.0	15.50	12.75
YCE42B22S	MVC20DN21	24.5	CF/CM42D	1300	42.0	31.8	15.75	12.75
YCE42B22S	MVC20DN21	24.5	CF/CM48D	1300	42.0	32.2	15.75	12.75
YCE42B22S	MVC20DN21	24.5	CF/CM60D	1275	42.0	31.8	16.00	13.00
YCE42B22S	MVC20DN21	24.5	CF/CM64D	1300	42.0	31.6	16.00	13.00
YCE48B21S	AE48CX21	21.0	—	1425	47.0	33.5	15.75	12.75
YCE48B21S	AE48DX21	24.5	—	1425	47.0	34.0	15.75	12.75
YCE48B21S	AE60CX21	21.0	—	1425	47.5	34.5	15.75	12.75
YCE48B21S	AE60DX21	24.5	—	1400	48.0	34.5	16.00	13.00
YCE48B21S	AP48CX21	21.0	—	1300	48.0	33.5	14.00	11.75
YCE48B21S	AP48DX21	24.5	—	1600	47.5	34.0	14.00	11.75
YCE48B21S	AP60CX21	21.0	—	1600	48.0	36.5	14.00	12.00
YCE48B21S	AP60DX22	24.5	—	1525	48.0	35.2	14.50	12.00
YCE48B21S	AVC48CX21	21.0	—	1350	48.0	34.0	15.25	12.50
YCE48B21S	AVC48DX21	24.5	—	1350	48.0	34.5	15.75	12.75
YCE48B21S	AVC60CX21	21.0	—	1350	48.0	34.5	15.75	12.75
YCE48B21S	AVC60DX21	24.5	—	1475	48.0	35.0	15.75	12.75
YCE48B21S	ME14DN21	24.5	CF/CM60D	1425	48.0	34.5	15.75	12.75
YCE48B21S	ME14DN21	24.5	CF/CM64D	1375	48.0	34.0	16.00	13.00
YCE48B21S	ME16CN21	21.0	CF/CM48C	1475	48.0	35.5	15.75	12.75
YCE48B21S	ME16CN21	21.0	CF/CM60C	1450	48.0	35.0	15.75	12.75
YCE48B21S	ME20DN21	24.5	CF/CM48D	1475	48.0	35.5	15.75	12.75
YCE48B21S	ME20DN21	24.5	CF/CM60D	1400	48.0	34.5	15.75	12.75
YCE48B21S	ME20DN21	24.5	CF/CM64D	1425	48.0	35.0	16.00	13.00
YCE48B21S	MVC14DN21	24.5	CF/CM48D	1325	48.0	33.5	15.50	12.75
YCE48B21S	MVC14DN21	24.5	CF/CM60D	1350	48.0	33.5	15.75	12.75
YCE48B21S	MVC14DN21	24.5	CF/CM64D	1325	48.0	33.5	16.00	13.00
YCE48B21S	MVC16CN21	21.0	CF/CM48C	1425	48.0	34.5	15.50	12.75
YCE48B21S	MVC16CN21	21.0	CF/CM60C	1650	48.0	37.0	16.00	13.00
YCE48B21S	MVC20DN21	24.5	CF/CM48D	1450	48.0	35.0	15.50	12.75
YCE48B21S	MVC20DN21	24.5	CF/CM60D	1475	48.0	35.5	15.75	12.75



**COOLING CAPACITY - With Air Handler Coils (Continued)**

UNIT MODEL	AIR HANDLER		COIL MODEL <sup>1</sup>	COOLING				
	MODEL	WIDTH		RATED CFM	NET MBH		SEER	EER
					TOTAL	SENS.		
YCE48B21S	MVC20DN21	24.5	CF/CM64D	1375	48.0	34.0	16.00	13.00
YCE60B21S	AE60CX21	21.0	—	1625	56.0	40.0	14.25	12.00
YCE60B21S	AP60DX22	24.5	—	1525	54.5	38.0	14.00	11.75
YCE60B21S	AVC60CX21	21.0	—	1750	56.5	41.5	14.00	12.00
YCE60B21S	AVC60DX21	24.5	—	1650	57.5	41.0	14.75	12.25
YCE60B21S	ME16CN21	21.0	CF/CM60C	1625	56.0	40.0	14.50	12.25
YCE60B21S	ME20DN21	24.5	CF/CM60D	1650	56.5	40.0	14.50	12.25
YCE60B21S	ME20DN21	24.5	CF/CM64D	1625	57.5	40.5	14.75	12.25
YCE60B21S	MVC16CN21	21.0	CF/CM60C	1650	57.0	40.5	15.50	12.75
YCE60B21S	MVC20DN21	24.5	CF/CM60D	1700	56.0	40.0	14.50	12.00
YCE60B21S	MVC20DN21	24.5	CF/CM64D	1700	57.0	40.5	14.75	12.25

Rated in accordance with DOE test procedures (Federal Register 12-27-79 and 3-18-88) and ANSI/AHRI Standard 210/240.

Cooling MBH based on 80°F entering air temperature, 50% RH (Relative Humidity), and rated air flow.

EER (Energy Efficiency Ratio) is the total cooling output in BTUs at 95°F outdoor ambient divided by the total electric power in watt-hours at those conditions.

SEER (Seasonal Energy Efficiency Ratio) is the total cooling output in BTUs during a normal annual usage period for cooling divided by the total electric power input in watt-hours during the same period.

1. CM coils available with a factory installed horizontal drain pan. See price pages for specific model number.

— = Not applicable.

MP Modular Air Handlers use Coil Only Ratings.

**COOLING CAPACITY - Upflow, Downflow & Horizontal Furnaces and Coils (Coil Only Ratings)**

UNIT MODEL	COIL		CFM RANGE (MIN.-MAX.)	COOLING				
	MODEL	WIDTH		RATED CFM	NET MBH		SEER <sup>1</sup>	EER
					TOTAL	SENS.		
YCE18B22S	CF/CM/CU18A	14.5	450 - 750	600	17.1	12.3	14.20	12.00
YCE18B22S	CF/CM/CU18B	17.5	450 - 750	600	17.1	13.8	14.00	12.00
YCE18B22S	CF/CM/CU24A	14.5	450 - 750	600	17.5	14.0	14.00	12.00
YCE18B22S	CF/CM/CU24B	17.5	450 - 750	600	17.5	14.0	14.00	12.00
YCE18B22S	CF/CM/CU30A	14.5	450 - 750	600	17.7	14.1	14.00	12.25
YCE18B22S	CF/CM/CU30B	17.5	450 - 750	600	17.7	14.1	14.00	12.25
YCE18B22S	CF/CM/CU36B	17.5	450 - 750	600	17.8	14.0	14.00	12.25
YCE18B22S	CF/CM/CU36C	21.0	450 - 750	600	17.8	14.0	14.00	12.25
YCE18B22S	CF/CM24C	21.0	450 - 750	600	17.5	14.0	14.00	12.00
YCE18B22S	CF/CM30C	21.0	450 - 750	600	17.7	14.1	14.00	12.25
YCE18B22S	CF/CM36D	24.5	450 - 750	600	17.8	14.0	14.00	12.25
YCE24B22S	CF/CM/CU24A	14.5	600 - 1000	800	23.8	16.8	14.00	12.00
YCE24B22S	CF/CM/CU24B	17.5	600 - 1000	800	23.8	18.6	14.00	12.00
YCE24B22S	CF/CM/CU30A	14.5	600 - 1000	800	23.8	18.6	14.00	12.00
YCE24B22S	CF/CM/CU30B	17.5	600 - 1000	800	23.8	18.6	14.00	12.00
YCE24B22S	CF/CM/CU36B	17.5	600 - 1000	800	23.8	18.6	14.00	12.00
YCE24B22S	CF/CM/CU36C	21.0	600 - 1000	800	23.8	18.6	14.00	12.00
YCE24B22S	CF/CM/CU42C	21.0	600 - 1000	800	24.0	18.5	14.25	12.25
YCE24B22S	CF/CM24C	21.0	600 - 1000	800	23.8	18.6	14.00	12.00
YCE24B22S	CF/CM30C	21.0	600 - 1000	800	23.8	18.6	14.00	12.00
YCE24B22S	CF/CM36D	24.5	600 - 1000	800	23.8	18.6	14.00	12.00
YCE24B22S	CF/CM42D	24.5	600 - 1000	800	24.0	18.5	14.25	12.25
YCE30B22S	CF/CM/CU30B	17.5	800 - 1200	1000	29.8	21.4	14.00	12.00
YCE30B22S	CF/CM/CU36B	17.5	800 - 1200	1000	29.8	23.2	14.00	12.00
YCE30B22S	CF/CM/CU36C	21.0	800 - 1200	1000	29.8	23.2	14.00	12.00
YCE30B22S	CF/CM/CU42C	21.0	800 - 1200	1000	30.0	23.4	14.00	12.00
YCE30B22S	CF/CM30C	21.0	800 - 1200	1000	29.8	23.4	14.00	12.00
YCE30B22S	CF/CM36D	24.5	800 - 1200	1000	29.8	23.2	14.00	12.00
YCE30B22S	CF/CM42D	24.5	800 - 1200	1000	30.0	23.4	14.00	12.00

**COOLING CAPACITY - Upflow, Downflow & Horizontal Furnaces and Coils (Coil Only Ratings) (Continued)**

UNIT MODEL	COIL		CFM RANGE (MIN.-MAX.)	COOLING				
	MODEL	WIDTH		RATED CFM	NET MBH		SEER <sup>1</sup>	EER
					TOTAL	SENS.		
YCE36B22S	CF/CM/CU36B	17.5	1000 - 1400	1200	35.0	24.4	14.00	12.00
YCE36B22S	CF/CM/CU36C	21.0	1000 - 1400	1200	35.0	27.8	14.00	12.00
YCE36B22S	CF/CM/CU42C	21.0	1000 - 1400	1200	35.2	27.8	14.00	12.00
YCE36B22S	CF/CM/CU48C	21.0	1000 - 1400	1200	35.4	28.2	14.00	12.00
YCE36B22S	CF/CM/CU48D	24.5	1000 - 1400	1200	35.4	28.2	14.00	12.00
YCE36B22S	CF/CM36D	24.5	1000 - 1400	1200	35.0	27.8	14.00	12.00
YCE36B22S	CF/CM42D	24.5	1000 - 1400	1200	35.2	27.8	14.00	12.00
YCE42B22S	CF/CM/CU42C	21.0	1200 - 1600	1400	41.0	29.2	14.00	12.00
YCE42B22S	CF/CM/CU48C	21.0	1200 - 1600	1400	41.5	32.8	14.00	12.00
YCE42B22S	CF/CM/CU48D	24.5	1200 - 1600	1400	41.5	32.8	14.00	12.00
YCE42B22S	CF/CM/CU60C	21.0	1200 - 1600	1400	41.5	31.4	14.00	12.00
YCE42B22S	CF/CM/CU60D	24.5	1200 - 1600	1400	41.5	32.2	14.00	12.00
YCE42B22S	CF/CM42D	24.5	1200 - 1600	1400	41.0	32.2	14.00	12.00
YCE42B22S	CF/CM64D	24.5	1200 - 1600	1400	42.0	32.4	14.25	12.25
YCE48B21S	CF/CM/CU48C	21.0	1400 - 1800	1600	47.5	34.2	14.00	11.75
YCE48B21S	CF/CM/CU48D	24.5	1400 - 1800	1600	47.5	34.2	14.00	11.75
YCE48B21S	CF/CM/CU60C	21.0	1400 - 1800	1600	48.0	36.0	14.00	12.25
YCE48B21S	CF/CM/CU60D	24.5	1400 - 1800	1600	48.0	36.0	14.50	12.00
YCE48B21S	CF/CM64D	24.5	1400 - 1800	1600	48.0	36.0	14.50	12.25
YCE60B21S	CF/CM/CU60C	21.0	1535 - 1935	1735	56.0	41.0	14.00	11.75
YCE60B21S	CF/CM/CU60D	24.5	1535 - 1935	1725	56.0	41.0	14.00	11.75
YCE60B21S	CF/CM64D	24.5	1535 - 1935	1775	57.0	42.0	14.00	11.75
For rated condition information, see the footnotes below the System Capacity - Single Piece and Modular Air Handlers table.								

For rated condition information, see the footnotes below the System Capacity - Single Piece and Modular Air Handlers table.

1. Requires a S1-2FD06700224 Blower Time Delay unless a standard furnace is equipped with one.

MP Modular Air Handlers use Coil Only Ratings.

PSC furnaces, such as the TG8S, TGLS, and TG9S, use Coil Only Ratings.

**COOLING CAPACITY - With High Efficiency Motor Furnaces<sup>1</sup>**

UNIT MODEL	FURNACE		COIL MODEL <sup>2</sup>	COOLING				
	MODEL	WIDTH		RATED CFM	NET MBH		SEER	EER
					TOTAL	SENS.		
YCE18B22S	TM8V060A12MP12C	14.5	CF/CM/CU18A	625	17.9	14.5	15.75	13.25
YCE18B22S	TM8V060A12MP12C	14.5	CF/CM/CU18B	625	17.9	14.5	15.75	13.25
YCE18B22S	TM8V060A12MP12C	14.5	CF/CM/CU24A	625	18.0	14.7	16.00	13.25
YCE18B22S	TM8V060A12MP12C	14.5	CF/CM/CU24B	625	18.0	14.6	16.00	13.25
YCE18B22S	TM8V060A12MP12C	14.5	CF/CM/CU30A	625	18.0	14.5	16.00	13.25
YCE18B22S	TM8V060A12MP12C	14.5	CF/CM/CU30B	625	18.0	14.5	16.00	13.25
YCE18B22S	TM8V060A12MP12C	14.5	CF/CM/CU36B	625	18.0	14.8	16.00	13.25
YCE18B22S	TM8V060A12MP12C	14.5	CF/CM36A	625	18.0	14.7	16.00	13.25
YCE18B22S	TM8V080B12MP12C	17.5	CF/CM/CU18B	625	17.8	14.4	15.50	13.25
YCE18B22S	TM8V080B12MP12C	17.5	CF/CM/CU24B	625	18.0	14.7	15.75	13.25
YCE18B22S	TM8V080B12MP12C	17.5	CF/CM/CU30B	625	18.0	14.5	16.00	13.25
YCE18B22S	TM8V080B12MP12C	17.5	CF/CM/CU36B	625	18.0	14.7	16.00	13.25
YCE18B22S	TM8V080B12MP12C	17.5	CF/CM/CU36C	675	18.0	15.0	16.00	13.25
YCE18B22S	TM8V080B12MP12C	17.5	CF/CM24C	625	18.0	14.7	16.00	13.25
YCE18B22S	TM8V080B12MP12C	17.5	CF/CM30C	675	18.0	14.9	16.00	13.25
YCE18B22S	TM8X060A12MP11	14.5	CF/CM/CU18A	625	17.9	14.5	15.50	13.25
YCE18B22S	TM8X060A12MP11	14.5	CF/CM/CU18B	650	17.9	14.8	15.75	13.25
YCE18B22S	TM8X060A12MP11	14.5	CF/CM/CU24A	625	18.0	14.7	15.75	13.25
YCE18B22S	TM8X060A12MP11	14.5	CF/CM/CU24B	650	18.0	14.9	16.00	13.25
YCE18B22S	TM8X060A12MP11	14.5	CF/CM/CU30A	625	18.0	14.5	16.00	13.25
YCE18B22S	TM8X060A12MP11	14.5	CF/CM/CU30B	650	18.0	14.8	16.00	13.25
YCE18B22S	TM8X060A12MP11	14.5	CF/CM/CU36B	650	18.0	14.6	16.00	13.25

**COOLING CAPACITY - With High Efficiency Motor Furnaces<sup>1</sup> (Continued)**

UNIT MODEL	FURNACE		COIL MODEL <sup>2</sup>	COOLING				
	MODEL	WIDTH		RATED CFM	NET MBH		SEER	EER
					TOTAL	SENS.		
YCE18B22S	TM8X060A12MP11	14.5	CF/CM36A	625	18.0	14.7	16.00	13.25
YCE18B22S	TM8X080B12MP11	17.5	CF/CM/CU18B	675	18.0	15.1	16.00	13.25
YCE18B22S	TM8X080B12MP11	17.5	CF/CM/CU24B	675	18.0	15.2	16.00	13.25
YCE18B22S	TM8X080B12MP11	17.5	CF/CM/CU30B	675	18.0	14.9	16.00	13.25
YCE18B22S	TM8X080B12MP11	17.5	CF/CM/CU36B	675	18.0	15.0	16.00	13.25
YCE18B22S	TM8X080B12MP11	17.5	CF/CM24C	675	18.0	15.2	16.00	13.25
YCE18B22S	TM8X080B12MP11	17.5	CF/CM30C	675	18.0	14.9	16.00	13.25
YCE18B22S	TM8Y060A12MP11	14.5	CF/CM/CU18A	625	17.9	14.5	15.50	13.25
YCE18B22S	TM8Y060A12MP11	14.5	CF/CM/CU18B	650	17.9	14.8	15.75	13.25
YCE18B22S	TM8Y060A12MP11	14.5	CF/CM/CU24A	625	18.0	14.7	15.75	13.25
YCE18B22S	TM8Y060A12MP11	14.5	CF/CM/CU24B	650	18.0	14.9	16.00	13.25
YCE18B22S	TM8Y060A12MP11	14.5	CF/CM/CU30A	625	18.0	14.5	16.00	13.25
YCE18B22S	TM8Y060A12MP11	14.5	CF/CM/CU30B	650	18.0	14.8	16.00	13.25
YCE18B22S	TM8Y060A12MP11	14.5	CF/CM/CU36B	650	18.0	14.6	16.00	13.25
YCE18B22S	TM8Y060A12MP11	14.5	CF/CM36A	625	18.0	14.7	16.00	13.25
YCE18B22S	TM8Y080B12MP11	17.5	CF/CM/CU18B	675	18.0	15.1	16.00	13.25
YCE18B22S	TM8Y080B12MP11	17.5	CF/CM/CU24B	675	18.0	15.2	16.00	13.25
YCE18B22S	TM8Y080B12MP11	17.5	CF/CM/CU30B	675	18.0	14.9	16.00	13.25
YCE18B22S	TM8Y080B12MP11	17.5	CF/CM/CU36B	675	18.0	15.0	16.00	13.25
YCE18B22S	TM8Y080B12MP11	17.5	CF/CM24C	675	18.0	15.2	16.00	13.25
YCE18B22S	TM8Y080B12MP11	17.5	CF/CM30C	675	18.0	14.9	16.00	13.25
YCE18B22S	TM9E040A10MP11	14.5	CF/CM/CU18A	675	17.8	14.9	14.50	12.50
YCE18B22S	TM9E040A10MP11	14.5	CF/CM/CU18B	525	17.4	13.2	15.25	13.00
YCE18B22S	TM9E040A10MP11	14.5	CF/CM/CU24A	675	17.9	15.1	14.75	12.50
YCE18B22S	TM9E040A10MP11	14.5	CF/CM/CU24B	525	17.5	13.3	15.25	13.00
YCE18B22S	TM9E040A10MP11	14.5	CF/CM/CU30A	675	18.0	14.9	15.00	12.75
YCE18B22S	TM9E040A10MP11	14.5	CF/CM/CU30B	525	17.6	13.3	15.50	13.00
YCE18B22S	TM9E040A10MP11	14.5	CF/CM/CU36B	525	17.7	13.4	15.50	13.00
YCE18B22S	TM9E040A10MP11	14.5	CF/CM36A	675	18.0	14.9	15.25	12.75
YCE18B22S	TM9E060B12MP11	17.5	CF/CM/CU18B	675	18.0	15.1	15.50	13.25
YCE18B22S	TM9E060B12MP11	17.5	CF/CM/CU24B	675	18.0	15.2	15.75	13.25
YCE18B22S	TM9E060B12MP11	17.5	CF/CM/CU30B	675	18.0	14.9	16.00	13.25
YCE18B22S	TM9E060B12MP11	17.5	CF/CM/CU36B	675	18.0	15.0	16.00	13.25
YCE18B22S	TM9E060B12MP11	17.5	CF/CM24C	675	18.0	15.2	16.00	13.25
YCE18B22S	TM9E060B12MP11	17.5	CF/CM30C	675	18.0	14.9	16.00	13.25
YCE18B22S	TM9E080C16MP11	21.0	CF/CM/CU36C	600	18.0	14.2	16.00	13.25
YCE18B22S	TM9E080C16MP11	21.0	CF/CM24C	600	18.0	14.4	16.00	13.25
YCE18B22S	TM9E080C16MP11	21.0	CF/CM30C	600	18.0	14.3	16.00	13.25
YCE18B22S	TM9E080C16MP11	21.0	CF/CM36D	600	18.0	14.2	16.00	13.25
YCE18B22S	TM9E100C16MP11	21.0	CF/CM/CU36C	650	18.0	14.6	16.00	13.25
YCE18B22S	TM9E100C16MP11	21.0	CF/CM24C	625	18.0	14.6	16.00	13.25
YCE18B22S	TM9E100C16MP11	21.0	CF/CM30C	625	18.0	14.6	16.00	13.25
YCE18B22S	TM9E100C16MP11	21.0	CF/CM36D	650	18.0	14.6	16.00	13.25
YCE18B22S	TM9V040A10MP12C	14.5	CF/CM/CU18A	525	17.4	13.2	15.25	12.75
YCE18B22S	TM9V040A10MP12C	14.5	CF/CM/CU18B	525	17.4	13.2	15.25	13.00
YCE18B22S	TM9V040A10MP12C	14.5	CF/CM/CU24A	525	17.5	13.3	15.25	13.00
YCE18B22S	TM9V040A10MP12C	14.5	CF/CM/CU24B	625	17.9	14.6	15.50	13.00
YCE18B22S	TM9V040A10MP12C	14.5	CF/CM/CU30A	525	17.6	13.3	15.50	13.00
YCE18B22S	TM9V040A10MP12C	14.5	CF/CM/CU30B	625	18.0	14.6	15.75	13.25
YCE18B22S	TM9V040A10MP12C	14.5	CF/CM/CU36B	625	18.0	14.8	15.75	13.25
YCE18B22S	TM9V040A10MP12C	14.5	CF/CM36A	625	18.0	14.8	15.50	13.00
YCE18B22S	TM9V060B12MP12C	17.5	CF/CM/CU18B	600	17.7	14.3	15.75	13.00
YCE18B22S	TM9V060B12MP12C	17.5	CF/CM/CU24B	600	17.9	14.3	15.75	13.25
YCE18B22S	TM9V060B12MP12C	17.5	CF/CM/CU30B	600	18.0	14.3	16.00	13.25

**COOLING CAPACITY - With High Efficiency Motor Furnaces<sup>1</sup> (Continued)**

UNIT MODEL	FURNACE		COIL MODEL <sup>2</sup>	COOLING				
	MODEL	WIDTH		RATED CFM	NET MBH		SEER	EER
					TOTAL	SENS.		
YCE18B22S	TM9V060B12MP12C	17.5	CF/CM/CU36B	600	18.0	14.1	16.00	13.25
YCE18B22S	TM9V060B12MP12C	17.5	CF/CM/CU36C	600	18.0	14.2	16.00	13.25
YCE18B22S	TM9V060B12MP12C	17.5	CF/CM24C	600	17.9	14.3	16.00	13.25
YCE18B22S	TM9V060B12MP12C	17.5	CF/CM30C	600	18.0	14.3	16.00	13.25
YCE18B22S	TM9V080B12MP12C	17.5	CF/CM/CU18B	625	17.9	14.5	15.75	13.25
YCE18B22S	TM9V080B12MP12C	17.5	CF/CM/CU24B	675	18.0	15.2	16.00	13.25
YCE18B22S	TM9V080B12MP12C	17.5	CF/CM/CU30B	675	18.0	14.9	16.00	13.25
YCE18B22S	TM9V080B12MP12C	17.5	CF/CM/CU36B	675	18.0	15.0	16.00	13.25
YCE18B22S	TM9V080B12MP12C	17.5	CF/CM/CU36C	675	18.0	15.0	16.00	13.25
YCE18B22S	TM9V080B12MP12C	17.5	CF/CM24C	675	18.0	15.2	16.00	13.25
YCE18B22S	TM9V080B12MP12C	17.5	CF/CM30C	675	18.0	14.9	16.00	13.25
YCE18B22S	TM9Y040A10MP11	14.5	CF/CM/CU18A	675	17.8	14.9	14.50	12.50
YCE18B22S	TM9Y040A10MP11	14.5	CF/CM/CU18B	525	17.4	13.2	15.25	13.00
YCE18B22S	TM9Y040A10MP11	14.5	CF/CM/CU24A	675	17.9	15.1	14.75	12.50
YCE18B22S	TM9Y040A10MP11	14.5	CF/CM/CU24B	525	17.5	13.3	15.25	13.00
YCE18B22S	TM9Y040A10MP11	14.5	CF/CM/CU30A	675	18.0	14.9	15.00	12.75
YCE18B22S	TM9Y040A10MP11	14.5	CF/CM/CU30B	525	17.6	13.3	15.50	13.00
YCE18B22S	TM9Y040A10MP11	14.5	CF/CM/CU36B	525	17.7	13.4	15.50	13.00
YCE18B22S	TM9Y040A10MP11	14.5	CF/CM36A	675	18.0	14.9	15.25	12.75
YCE18B22S	TM9Y060B12MP11	17.5	CF/CM/CU18B	675	18.0	15.1	15.50	13.25
YCE18B22S	TM9Y060B12MP11	17.5	CF/CM/CU24B	675	18.0	15.2	15.75	13.25
YCE18B22S	TM9Y060B12MP11	17.5	CF/CM/CU30B	675	18.0	14.9	16.00	13.25
YCE18B22S	TM9Y060B12MP11	17.5	CF/CM/CU36B	675	18.0	15.0	16.00	13.25
YCE18B22S	TM9Y060B12MP11	17.5	CF/CM24C	675	18.0	15.2	16.00	13.25
YCE18B22S	TM9Y060B12MP11	17.5	CF/CM30C	675	18.0	14.9	16.00	13.25
YCE18B22S	TM9Y080C16MP11	21.0	CF/CM/CU36C	600	18.0	14.2	16.00	13.25
YCE18B22S	TM9Y080C16MP11	21.0	CF/CM24C	600	18.0	14.4	16.00	13.25
YCE18B22S	TM9Y080C16MP11	21.0	CF/CM30C	600	18.0	14.3	16.00	13.25
YCE18B22S	TM9Y080C16MP11	21.0	CF/CM36D	600	18.0	14.2	16.00	13.25
YCE18B22S	TM9Y100C16MP11	21.0	CF/CM/CU36C	650	18.0	14.6	16.00	13.25
YCE18B22S	TM9Y100C16MP11	21.0	CF/CM24C	625	18.0	14.6	16.00	13.25
YCE18B22S	TM9Y100C16MP11	21.0	CF/CM30C	625	18.0	14.6	16.00	13.25
YCE18B22S	TM9Y100C16MP11	21.0	CF/CM36D	650	18.0	14.6	16.00	13.25
YCE18B22S	TMLV060A12MP12C	14.5	CF/CM/CU18A	625	17.9	14.5	15.75	13.25
YCE18B22S	TMLV060A12MP12C	14.5	CF/CM/CU18B	625	17.9	14.5	15.75	13.25
YCE18B22S	TMLV060A12MP12C	14.5	CF/CM/CU24A	625	18.0	14.7	16.00	13.25
YCE18B22S	TMLV060A12MP12C	14.5	CF/CM/CU24B	625	18.0	14.6	16.00	13.25
YCE18B22S	TMLV060A12MP12C	14.5	CF/CM/CU30A	625	18.0	14.5	16.00	13.25
YCE18B22S	TMLV060A12MP12C	14.5	CF/CM/CU30B	625	18.0	14.5	16.00	13.25
YCE18B22S	TMLV060A12MP12C	14.5	CF/CM/CU36B	625	18.0	14.8	16.00	13.25
YCE18B22S	TMLV060A12MP12C	14.5	CF/CM36A	625	18.0	14.7	16.00	13.25
YCE18B22S	TMLV080B12MP12C	17.5	CF/CM/CU18B	625	17.8	14.4	15.50	13.25
YCE18B22S	TMLV080B12MP12C	17.5	CF/CM/CU24B	625	18.0	14.7	15.75	13.25
YCE18B22S	TMLV080B12MP12C	17.5	CF/CM/CU30B	625	18.0	14.5	16.00	13.25
YCE18B22S	TMLV080B12MP12C	17.5	CF/CM/CU36B	625	18.0	14.7	16.00	13.25
YCE18B22S	TMLV080B12MP12C	17.5	CF/CM/CU36C	675	18.0	15.0	16.00	13.25
YCE18B22S	TMLV080B12MP12C	17.5	CF/CM24C	625	18.0	14.7	16.00	13.25
YCE18B22S	TMLV080B12MP12C	17.5	CF/CM30C	675	18.0	14.9	16.00	13.25
YCE18B22S	TMLX060A12MP11	14.5	CF/CM/CU18A	625	17.9	14.5	15.50	13.25
YCE18B22S	TMLX060A12MP11	14.5	CF/CM/CU18B	650	17.9	14.8	15.75	13.25
YCE18B22S	TMLX060A12MP11	14.5	CF/CM/CU24A	625	18.0	14.7	15.75	13.25
YCE18B22S	TMLX060A12MP11	14.5	CF/CM/CU24B	650	18.0	14.9	16.00	13.25
YCE18B22S	TMLX060A12MP11	14.5	CF/CM/CU30A	625	18.0	14.5	16.00	13.25

**COOLING CAPACITY - With High Efficiency Motor Furnaces<sup>1</sup> (Continued)**

UNIT MODEL	FURNACE		COIL MODEL <sup>2</sup>	COOLING				
	MODEL	WIDTH		RATED CFM	NET MBH		SEER	EER
					TOTAL	SENS.		
YCE18B22S	TMLX060A12MP11	14.5	CF/CM/CU30B	650	18.0	14.8	16.00	13.25
YCE18B22S	TMLX060A12MP11	14.5	CF/CM/CU36B	650	18.0	14.6	16.00	13.25
YCE18B22S	TMLX060A12MP11	14.5	CF/CM36A	625	18.0	14.7	16.00	13.25
YCE18B22S	TMLX080B12MP11	17.5	CF/CM/CU18B	675	18.0	15.1	16.00	13.25
YCE18B22S	TMLX080B12MP11	17.5	CF/CM/CU24B	675	18.0	15.2	16.00	13.25
YCE18B22S	TMLX080B12MP11	17.5	CF/CM/CU30B	675	18.0	14.9	16.00	13.25
YCE18B22S	TMLX080B12MP11	17.5	CF/CM/CU36B	675	18.0	15.0	16.00	13.25
YCE18B22S	TMLX080B12MP11	17.5	CF/CM24C	675	18.0	15.2	16.00	13.25
YCE18B22S	TMLX080B12MP11	17.5	CF/CM30C	675	18.0	14.9	16.00	13.25
YCE18B22S	TP9C060B12MP13C	17.5	CF/CM/CU18B	600	17.7	14.3	15.75	13.00
YCE18B22S	TP9C060B12MP13C	17.5	CF/CM/CU24B	600	17.9	14.3	15.75	13.25
YCE18B22S	TP9C060B12MP13C	17.5	CF/CM/CU30B	600	18.0	14.3	16.00	13.25
YCE18B22S	TP9C060B12MP13C	17.5	CF/CM/CU36B	600	18.0	14.1	16.00	13.25
YCE18B22S	TP9C060B12MP13C	17.5	CF/CM/CU36C	600	18.0	14.2	16.00	13.25
YCE18B22S	TP9C060B12MP13C	17.5	CF/CM24C	600	17.9	14.3	16.00	13.25
YCE18B22S	TP9C060B12MP13C	17.5	CF/CM30C	600	18.0	14.3	16.00	13.25
YCE18B22S	TP9C080B12MP13C	17.5	CF/CM/CU18B	625	17.9	14.5	15.75	13.25
YCE18B22S	TP9C080B12MP13C	17.5	CF/CM/CU24B	675	18.0	15.2	16.00	13.25
YCE18B22S	TP9C080B12MP13C	17.5	CF/CM/CU30B	675	18.0	14.9	16.00	13.25
YCE18B22S	TP9C080B12MP13C	17.5	CF/CM/CU36B	675	18.0	15.0	16.00	13.25
YCE18B22S	TP9C080B12MP13C	17.5	CF/CM/CU36C	675	18.0	15.0	16.00	13.25
YCE18B22S	TP9C080B12MP13C	17.5	CF/CM24C	675	18.0	15.2	16.00	13.25
YCE18B22S	TP9C080B12MP13C	17.5	CF/CM30C	675	18.0	14.9	16.00	13.25
YCE18B22S	TPLC060A12MP13C	14.5	CF/CM/CU18A	625	17.9	14.5	15.75	13.25
YCE18B22S	TPLC060A12MP13C	14.5	CF/CM/CU18B	625	17.9	14.5	15.75	13.25
YCE18B22S	TPLC060A12MP13C	14.5	CF/CM/CU24A	625	18.0	14.7	16.00	13.25
YCE18B22S	TPLC060A12MP13C	14.5	CF/CM/CU24B	625	18.0	14.6	16.00	13.25
YCE18B22S	TPLC060A12MP13C	14.5	CF/CM/CU30A	625	18.0	14.5	16.00	13.25
YCE18B22S	TPLC060A12MP13C	14.5	CF/CM/CU30B	625	18.0	14.5	16.00	13.25
YCE18B22S	TPLC060A12MP13C	14.5	CF/CM/CU36B	625	18.0	14.8	16.00	13.25
YCE18B22S	TPLC060A12MP13C	14.5	CF/CM36A	625	18.0	14.7	16.00	13.25
YCE18B22S	TPLC080B12MP13C	17.5	CF/CM/CU18B	625	17.8	14.4	15.50	13.25
YCE18B22S	TPLC080B12MP13C	17.5	CF/CM/CU24B	625	18.0	14.7	15.75	13.25
YCE18B22S	TPLC080B12MP13C	17.5	CF/CM/CU30B	625	18.0	14.5	16.00	13.25
YCE18B22S	TPLC080B12MP13C	17.5	CF/CM/CU36B	625	18.0	14.7	16.00	13.25
YCE18B22S	TPLC080B12MP13C	17.5	CF/CM/CU36C	675	18.0	15.0	16.00	13.25
YCE18B22S	TPLC080B12MP13C	17.5	CF/CM24C	625	18.0	14.7	16.00	13.25
YCE18B22S	TPLC080B12MP13C	17.5	CF/CM30C	675	18.0	14.9	16.00	13.25
YCE18B22S	YP9C060B12MP13C	17.5	CF/CM/CU18B	600	17.7	14.3	15.75	13.00
YCE18B22S	YP9C060B12MP13C	17.5	CF/CM/CU24B	600	17.9	14.3	15.75	13.25
YCE18B22S	YP9C060B12MP13C	17.5	CF/CM/CU30B	600	18.0	14.3	16.00	13.25
YCE18B22S	YP9C060B12MP13C	17.5	CF/CM/CU36B	600	18.0	14.1	16.00	13.25
YCE18B22S	YP9C060B12MP13C	17.5	CF/CM/CU36C	600	18.0	14.2	16.00	13.25
YCE18B22S	YP9C060B12MP13C	17.5	CF/CM24C	600	17.9	14.3	16.00	13.25
YCE18B22S	YP9C060B12MP13C	17.5	CF/CM30C	600	18.0	14.3	16.00	13.25
YCE18B22S	YP9C080B12MP13C	17.5	CF/CM/CU18B	625	17.9	14.5	15.75	13.25
YCE18B22S	YP9C080B12MP13C	17.5	CF/CM/CU24B	675	18.0	15.2	16.00	13.25
YCE18B22S	YP9C080B12MP13C	17.5	CF/CM/CU30B	675	18.0	14.9	16.00	13.25
YCE18B22S	YP9C080B12MP13C	17.5	CF/CM/CU36B	675	18.0	15.0	16.00	13.25
YCE18B22S	YP9C080B12MP13C	17.5	CF/CM/CU36C	675	18.0	15.0	16.00	13.25
YCE18B22S	YP9C080B12MP13C	17.5	CF/CM24C	675	18.0	15.2	16.00	13.25
YCE18B22S	YP9C080B12MP13C	17.5	CF/CM30C	675	18.0	14.9	16.00	13.25
YCE18B22S	YPLC060A12MP13C	14.5	CF/CM/CU18A	625	17.9	14.5	15.75	13.25
YCE18B22S	YPLC060A12MP13C	14.5	CF/CM/CU18B	625	17.9	14.5	15.75	13.25

**COOLING CAPACITY - With High Efficiency Motor Furnaces<sup>1</sup> (Continued)**

UNIT MODEL	FURNACE		COIL MODEL <sup>2</sup>	COOLING				
	MODEL	WIDTH		RATED CFM	NET MBH		SEER	EER
					TOTAL	SENS.		
YCE18B22S	YPLC060A12MP13C	14.5	CF/CM/CU24A	625	18.0	14.7	16.00	13.25
YCE18B22S	YPLC060A12MP13C	14.5	CF/CM/CU24B	625	18.0	14.6	16.00	13.25
YCE18B22S	YPLC060A12MP13C	14.5	CF/CM/CU30A	625	18.0	14.5	16.00	13.25
YCE18B22S	YPLC060A12MP13C	14.5	CF/CM/CU30B	625	18.0	14.5	16.00	13.25
YCE18B22S	YPLC060A12MP13C	14.5	CF/CM/CU36B	625	18.0	14.8	16.00	13.25
YCE18B22S	YPLC060A12MP13C	14.5	CF/CM36A	625	18.0	14.7	16.00	13.25
YCE18B22S	YPLC080B12MP13C	17.5	CF/CM/CU18B	625	17.8	14.4	15.50	13.25
YCE18B22S	YPLC080B12MP13C	17.5	CF/CM/CU24B	625	18.0	14.7	15.75	13.25
YCE18B22S	YPLC080B12MP13C	17.5	CF/CM/CU30B	625	18.0	14.5	16.00	13.25
YCE18B22S	YPLC080B12MP13C	17.5	CF/CM/CU36B	625	18.0	14.7	16.00	13.25
YCE18B22S	YPLC080B12MP13C	17.5	CF/CM/CU36C	675	18.0	15.0	16.00	13.25
YCE18B22S	YPLC080B12MP13C	17.5	CF/CM24C	625	18.0	14.7	16.00	13.25
YCE18B22S	YPLC080B12MP13C	17.5	CF/CM30C	675	18.0	14.9	16.00	13.25
YCE24B22S	TM8V060A12MP12C	14.5	CF/CM/CU24A	625	23.8	16.9	15.75	13.00
YCE24B22S	TM8V060A12MP12C	14.5	CF/CM/CU24B	700	24.0	17.8	16.00	13.00
YCE24B22S	TM8V060A12MP12C	14.5	CF/CM/CU30A	625	24.0	17.0	16.00	13.00
YCE24B22S	TM8V060A12MP12C	14.5	CF/CM/CU30B	700	24.0	17.7	16.00	13.00
YCE24B22S	TM8V060A12MP12C	14.5	CF/CM/CU36B	700	24.0	17.7	16.00	13.00
YCE24B22S	TM8V060A12MP12C	14.5	CF/CM36A	725	24.0	18.2	16.00	13.00
YCE24B22S	TM8V060A12MP12C	14.5	CF42B	800	24.0	18.5	16.00	13.00
YCE24B22S	TM8V080B12MP12C	17.5	CF/CM/CU24B	725	24.0	18.1	15.75	13.00
YCE24B22S	TM8V080B12MP12C	17.5	CF/CM/CU30B	675	24.0	17.6	16.00	13.00
YCE24B22S	TM8V080B12MP12C	17.5	CF/CM/CU36B	675	24.0	17.6	16.00	13.00
YCE24B22S	TM8V080B12MP12C	17.5	CF/CM/CU36C	675	24.0	17.6	16.00	13.00
YCE24B22S	TM8V080B12MP12C	17.5	CF/CM/CU42C	725	24.0	17.7	16.00	13.00
YCE24B22S	TM8V080B12MP12C	17.5	CF/CM24C	725	24.0	18.2	15.75	13.00
YCE24B22S	TM8V080B12MP12C	17.5	CF/CM30C	675	24.0	17.6	16.00	13.00
YCE24B22S	TM8V080B12MP12C	17.5	CF42B	675	24.0	17.5	16.00	13.00
YCE24B22S	TM8V080C16MP12C	21.0	CF/CM/CU36C	875	24.0	19.5	16.00	13.00
YCE24B22S	TM8V080C16MP12C	21.0	CF/CM/CU42C	875	24.0	19.2	16.00	13.00
YCE24B22S	TM8V080C16MP12C	21.0	CF/CM24C	875	24.0	19.5	16.00	13.00
YCE24B22S	TM8V080C16MP12C	21.0	CF/CM30C	875	24.0	19.2	16.00	13.00
YCE24B22S	TM8V080C16MP12C	21.0	CF/CM36D	875	24.0	19.5	16.00	13.00
YCE24B22S	TM8V080C16MP12C	21.0	CF/CM42D	875	24.0	19.1	16.00	13.00
YCE24B22S	TM8V100C16MP12C	21.0	CF/CM/CU36C	875	24.0	19.5	16.00	13.00
YCE24B22S	TM8V100C16MP12C	21.0	CF/CM/CU42C	875	24.0	19.2	16.00	13.00
YCE24B22S	TM8V100C16MP12C	21.0	CF/CM24C	875	24.0	19.5	16.00	13.00
YCE24B22S	TM8V100C16MP12C	21.0	CF/CM30C	875	24.0	19.2	16.00	13.00
YCE24B22S	TM8V100C16MP12C	21.0	CF/CM36D	875	24.0	19.5	16.00	13.00
YCE24B22S	TM8V100C16MP12C	21.0	CF/CM42D	875	24.0	19.1	16.00	13.00
YCE24B22S	TM8X060A12MP11	14.5	CF/CM/CU24A	625	23.8	16.9	15.75	13.00
YCE24B22S	TM8X060A12MP11	14.5	CF/CM/CU24B	650	24.0	17.3	15.75	13.00
YCE24B22S	TM8X060A12MP11	14.5	CF/CM/CU30A	625	24.0	17.0	16.00	13.00
YCE24B22S	TM8X060A12MP11	14.5	CF/CM/CU30B	650	24.0	17.2	16.00	13.00
YCE24B22S	TM8X060A12MP11	14.5	CF/CM/CU36B	650	24.0	17.4	16.00	13.00
YCE24B22S	TM8X060A12MP11	14.5	CF/CM36A	700	24.0	17.8	16.00	13.00
YCE24B22S	TM8X060A12MP11	14.5	CF42B	800	24.0	18.5	16.00	13.00
YCE24B22S	TM8X080B12MP11	17.5	CF/CM/CU24B	775	24.0	18.5	16.00	13.00
YCE24B22S	TM8X080B12MP11	17.5	CF/CM/CU30B	775	24.0	18.3	16.00	13.00
YCE24B22S	TM8X080B12MP11	17.5	CF/CM/CU36B	825	24.0	18.6	16.00	13.00
YCE24B22S	TM8X080B12MP11	17.5	CF/CM/CU36C	850	24.0	18.8	16.00	13.00
YCE24B22S	TM8X080B12MP11	17.5	CF/CM/CU42C	850	24.0	18.9	16.00	13.00
YCE24B22S	TM8X080B12MP11	17.5	CF/CM24C	775	24.0	18.5	16.00	13.00



**COOLING CAPACITY - With High Efficiency Motor Furnaces<sup>1</sup> (Continued)**

UNIT MODEL	FURNACE		COIL MODEL <sup>2</sup>	COOLING				
	MODEL	WIDTH		RATED CFM	NET MBH		SEER	EER
					TOTAL	SENS.		
YCE24B22S	TM8X080B12MP11	17.5	CF/CM30C	775	24.0	18.3	16.00	13.00
YCE24B22S	TM8X080B12MP11	17.5	CF42B	675	24.0	17.5	16.00	13.00
YCE24B22S	TM8X080C16MP11	21.0	CF/CM/CU36C	700	24.0	17.7	16.00	13.00
YCE24B22S	TM8X080C16MP11	21.0	CF/CM/CU42C	700	24.0	17.6	16.00	13.00
YCE24B22S	TM8X080C16MP11	21.0	CF/CM24C	700	24.0	17.8	16.00	13.00
YCE24B22S	TM8X080C16MP11	21.0	CF/CM30C	700	24.0	17.7	16.00	13.00
YCE24B22S	TM8X080C16MP11	21.0	CF/CM36D	725	24.0	18.2	16.00	13.00
YCE24B22S	TM8X080C16MP11	21.0	CF/CM42D	725	24.0	17.6	16.00	13.00
YCE24B22S	TM8X100C16MP11	21.0	CF/CM/CU36C	700	24.0	17.7	16.00	13.00
YCE24B22S	TM8X100C16MP11	21.0	CF/CM/CU42C	700	24.0	17.6	16.00	13.00
YCE24B22S	TM8X100C16MP11	21.0	CF/CM24C	700	24.0	17.8	16.00	13.00
YCE24B22S	TM8X100C16MP11	21.0	CF/CM30C	700	24.0	17.7	16.00	13.00
YCE24B22S	TM8X100C16MP11	21.0	CF/CM36D	725	24.0	18.2	16.00	13.00
YCE24B22S	TM8X100C16MP11	21.0	CF/CM42D	725	24.0	17.6	16.00	13.00
YCE24B22S	TM8Y060A12MP11	14.5	CF/CM/CU24A	625	23.8	16.9	15.75	13.00
YCE24B22S	TM8Y060A12MP11	14.5	CF/CM/CU24B	650	24.0	17.3	15.75	13.00
YCE24B22S	TM8Y060A12MP11	14.5	CF/CM/CU30A	625	24.0	17.0	16.00	13.00
YCE24B22S	TM8Y060A12MP11	14.5	CF/CM/CU30B	650	24.0	17.2	16.00	13.00
YCE24B22S	TM8Y060A12MP11	14.5	CF/CM/CU36B	650	24.0	17.4	16.00	13.00
YCE24B22S	TM8Y060A12MP11	14.5	CF/CM36A	700	24.0	17.8	16.00	13.00
YCE24B22S	TM8Y060A12MP11	14.5	CF42B	800	24.0	18.5	16.00	13.00
YCE24B22S	TM8Y080B12MP11	17.5	CF/CM/CU24B	775	24.0	18.5	16.00	13.00
YCE24B22S	TM8Y080B12MP11	17.5	CF/CM/CU30B	775	24.0	18.3	16.00	13.00
YCE24B22S	TM8Y080B12MP11	17.5	CF/CM/CU36B	825	24.0	18.6	16.00	13.00
YCE24B22S	TM8Y080B12MP11	17.5	CF/CM/CU36C	850	24.0	18.8	16.00	13.00
YCE24B22S	TM8Y080B12MP11	17.5	CF/CM/CU42C	850	24.0	18.9	16.00	13.00
YCE24B22S	TM8Y080B12MP11	17.5	CF/CM24C	775	24.0	18.5	16.00	13.00
YCE24B22S	TM8Y080B12MP11	17.5	CF/CM30C	775	24.0	18.3	16.00	13.00
YCE24B22S	TM8Y080B12MP11	17.5	CF42B	675	24.0	17.5	16.00	13.00
YCE24B22S	TM8Y080C16MP11	21.0	CF/CM/CU36C	700	24.0	17.7	16.00	13.00
YCE24B22S	TM8Y080C16MP11	21.0	CF/CM/CU42C	700	24.0	17.6	16.00	13.00
YCE24B22S	TM8Y080C16MP11	21.0	CF/CM24C	700	24.0	17.8	16.00	13.00
YCE24B22S	TM8Y080C16MP11	21.0	CF/CM30C	700	24.0	17.7	16.00	13.00
YCE24B22S	TM8Y080C16MP11	21.0	CF/CM36D	725	24.0	18.2	16.00	13.00
YCE24B22S	TM8Y080C16MP11	21.0	CF/CM42D	725	24.0	17.6	16.00	13.00
YCE24B22S	TM8Y100C16MP11	21.0	CF/CM/CU36C	700	24.0	17.7	16.00	13.00
YCE24B22S	TM8Y100C16MP11	21.0	CF/CM/CU42C	700	24.0	17.6	16.00	13.00
YCE24B22S	TM8Y100C16MP11	21.0	CF/CM24C	700	24.0	17.8	16.00	13.00
YCE24B22S	TM8Y100C16MP11	21.0	CF/CM30C	700	24.0	17.7	16.00	13.00
YCE24B22S	TM8Y100C16MP11	21.0	CF/CM36D	725	24.0	18.2	16.00	13.00
YCE24B22S	TM8Y100C16MP11	21.0	CF/CM42D	725	24.0	17.6	16.00	13.00
YCE24B22S	TM9E040A10MP11	14.5	CF/CM/CU24A	675	23.8	17.4	14.75	12.50
YCE24B22S	TM9E040A10MP11	14.5	CF/CM/CU24B	700	24.0	17.8	15.00	12.50
YCE24B22S	TM9E040A10MP11	14.5	CF/CM/CU30A	675	24.0	17.5	15.00	12.50
YCE24B22S	TM9E040A10MP11	14.5	CF/CM/CU30B	700	24.0	17.8	15.50	12.75
YCE24B22S	TM9E040A10MP11	14.5	CF/CM/CU36B	700	24.0	17.7	15.50	12.75
YCE24B22S	TM9E040A10MP11	14.5	CF/CM36A	675	24.0	17.5	15.00	12.50
YCE24B22S	TM9E040A10MP11	14.5	CF42B	675	24.0	17.5	15.25	12.75
YCE24B22S	TM9E060B12MP11	17.5	CF/CM/CU24B	675	24.0	17.5	15.75	13.00
YCE24B22S	TM9E060B12MP11	17.5	CF/CM/CU30B	675	24.0	17.6	16.00	13.00
YCE24B22S	TM9E060B12MP11	17.5	CF/CM/CU36B	675	24.0	17.6	16.00	13.00
YCE24B22S	TM9E060B12MP11	17.5	CF/CM/CU36C	700	24.0	17.7	16.00	13.00
YCE24B22S	TM9E060B12MP11	17.5	CF/CM/CU42C	700	24.0	17.6	16.00	13.00
YCE24B22S	TM9E060B12MP11	17.5	CF/CM24C	675	24.0	17.5	15.75	13.00

**COOLING CAPACITY - With High Efficiency Motor Furnaces<sup>1</sup> (Continued)**

UNIT MODEL	FURNACE		COIL MODEL <sup>2</sup>	COOLING				
	MODEL	WIDTH		RATED CFM	NET MBH		SEER	EER
					TOTAL	SENS.		
YCE24B22S	TM9E060B12MP11	17.5	CF/CM30C	675	24.0	17.6	16.00	13.00
YCE24B22S	TM9E060B12MP11	17.5	CF42B	675	24.0	17.5	16.00	13.00
YCE24B22S	TM9E080B12MP11	17.5	CF/CM/CU24B	700	24.0	17.8	16.00	13.00
YCE24B22S	TM9E080B12MP11	17.5	CF/CM/CU30B	700	24.0	17.7	16.00	13.00
YCE24B22S	TM9E080B12MP11	17.5	CF/CM/CU36B	700	24.0	17.7	16.00	13.00
YCE24B22S	TM9E080B12MP11	17.5	CF/CM/CU36C	700	24.0	17.7	16.00	13.00
YCE24B22S	TM9E080B12MP11	17.5	CF/CM/CU42C	700	24.0	17.6	16.00	13.00
YCE24B22S	TM9E080B12MP11	17.5	CF/CM24C	700	24.0	17.8	16.00	13.00
YCE24B22S	TM9E080B12MP11	17.5	CF/CM30C	700	24.0	17.7	16.00	13.00
YCE24B22S	TM9E080B12MP11	17.5	CF42B	675	24.0	17.5	16.00	13.00
YCE24B22S	TM9E080C16MP11	21.0	CF/CM/CU36C	600	24.0	17.1	16.00	13.00
YCE24B22S	TM9E080C16MP11	21.0	CF/CM/CU42C	600	24.0	16.8	16.00	13.00
YCE24B22S	TM9E080C16MP11	21.0	CF/CM24C	600	23.6	16.6	15.75	13.00
YCE24B22S	TM9E080C16MP11	21.0	CF/CM30C	600	24.0	16.8	16.00	13.00
YCE24B22S	TM9E080C16MP11	21.0	CF/CM36D	600	24.0	17.1	16.00	13.00
YCE24B22S	TM9E080C16MP11	21.0	CF/CM42D	600	24.0	16.8	16.00	13.00
YCE24B22S	TM9E100C16MP11	21.0	CF/CM/CU36C	650	24.0	17.3	16.00	13.00
YCE24B22S	TM9E100C16MP11	21.0	CF/CM/CU42C	650	24.0	17.2	16.00	13.00
YCE24B22S	TM9E100C16MP11	21.0	CF/CM24C	625	23.8	16.9	16.00	13.00
YCE24B22S	TM9E100C16MP11	21.0	CF/CM30C	625	24.0	17.0	16.00	13.00
YCE24B22S	TM9E100C16MP11	21.0	CF/CM36D	650	24.0	17.3	16.00	13.00
YCE24B22S	TM9E100C16MP11	21.0	CF/CM42D	650	24.0	17.2	16.00	13.00
YCE24B22S	TM9V040A10MP12C	14.5	CF/CM/CU24A	625	23.6	16.7	15.25	12.50
YCE24B22S	TM9V040A10MP12C	14.5	CF/CM/CU24B	625	23.6	16.8	15.25	12.75
YCE24B22S	TM9V040A10MP12C	14.5	CF/CM/CU30A	900	24.0	19.4	14.00	12.00
YCE24B22S	TM9V040A10MP12C	14.5	CF/CM/CU30B	625	24.0	17.0	15.50	13.00
YCE24B22S	TM9V040A10MP12C	14.5	CF/CM/CU36B	650	24.0	17.3	15.75	13.00
YCE24B22S	TM9V040A10MP12C	14.5	CF/CM36A	650	24.0	17.3	15.50	13.00
YCE24B22S	TM9V040A10MP12C	14.5	CF42B	650	24.0	17.1	15.75	13.00
YCE24B22S	TM9V060B12MP12C	17.5	CF/CM/CU24B	700	24.0	17.8	15.75	13.00
YCE24B22S	TM9V060B12MP12C	17.5	CF/CM/CU30B	700	24.0	17.7	16.00	13.00
YCE24B22S	TM9V060B12MP12C	17.5	CF/CM/CU36B	650	24.0	17.3	16.00	13.00
YCE24B22S	TM9V060B12MP12C	17.5	CF/CM/CU36C	650	24.0	17.3	16.00	13.00
YCE24B22S	TM9V060B12MP12C	17.5	CF/CM/CU42C	700	24.0	17.6	16.00	13.00
YCE24B22S	TM9V060B12MP12C	17.5	CF/CM24C	700	24.0	17.8	15.75	13.00
YCE24B22S	TM9V060B12MP12C	17.5	CF/CM30C	700	24.0	17.7	16.00	13.00
YCE24B22S	TM9V060B12MP12C	17.5	CF42B	700	24.0	17.6	16.00	13.00
YCE24B22S	TM9V080B12MP12C	17.5	CF/CM/CU24B	725	24.0	18.2	16.00	13.00
YCE24B22S	TM9V080B12MP12C	17.5	CF/CM/CU30B	800	24.0	18.8	16.00	13.00
YCE24B22S	TM9V080B12MP12C	17.5	CF/CM/CU36B	675	24.0	17.6	16.00	13.00
YCE24B22S	TM9V080B12MP12C	17.5	CF/CM/CU36C	850	24.0	18.8	16.00	13.00
YCE24B22S	TM9V080B12MP12C	17.5	CF/CM/CU42C	850	24.0	18.9	16.00	13.00
YCE24B22S	TM9V080B12MP12C	17.5	CF/CM24C	725	24.0	18.1	16.00	13.00
YCE24B22S	TM9V080B12MP12C	17.5	CF/CM30C	775	24.0	18.3	16.00	13.00
YCE24B22S	TM9V080B12MP12C	17.5	CF42B	800	24.0	18.5	16.00	13.00
YCE24B22S	TM9V100C16MP12C	21.0	CF/CM/CU36C	900	24.0	19.4	16.00	13.00
YCE24B22S	TM9V100C16MP12C	21.0	CF/CM/CU42C	900	24.0	19.4	16.00	13.00
YCE24B22S	TM9V100C16MP12C	21.0	CF/CM24C	900	24.0	18.8	15.75	13.00
YCE24B22S	TM9V100C16MP12C	21.0	CF/CM30C	900	24.0	19.4	16.00	13.00
YCE24B22S	TM9V100C16MP12C	21.0	CF/CM36D	900	24.0	19.4	16.00	13.00
YCE24B22S	TM9V100C16MP12C	21.0	CF/CM42D	900	24.0	19.4	16.00	13.00
YCE24B22S	TM9Y040A10MP11	14.5	CF/CM/CU24A	675	23.8	17.4	14.75	12.50
YCE24B22S	TM9Y040A10MP11	14.5	CF/CM/CU24B	700	24.0	17.8	15.00	12.50

**COOLING CAPACITY - With High Efficiency Motor Furnaces<sup>1</sup> (Continued)**

UNIT MODEL	FURNACE		COIL MODEL <sup>2</sup>	COOLING				
	MODEL	WIDTH		RATED CFM	NET MBH		SEER	EER
					TOTAL	SENS.		
YCE24B22S	TM9Y040A10MP11	14.5	CF/CM/CU30A	675	24.0	17.5	15.00	12.50
YCE24B22S	TM9Y040A10MP11	14.5	CF/CM/CU30B	700	24.0	17.8	15.50	12.75
YCE24B22S	TM9Y040A10MP11	14.5	CF/CM/CU36B	700	24.0	17.7	15.50	12.75
YCE24B22S	TM9Y040A10MP11	14.5	CF/CM36A	675	24.0	17.5	15.00	12.50
YCE24B22S	TM9Y040A10MP11	14.5	CF42B	675	24.0	17.5	15.25	12.75
YCE24B22S	TM9Y060B12MP11	17.5	CF/CM/CU24B	675	24.0	17.5	15.75	13.00
YCE24B22S	TM9Y060B12MP11	17.5	CF/CM/CU30B	675	24.0	17.6	16.00	13.00
YCE24B22S	TM9Y060B12MP11	17.5	CF/CM/CU36B	675	24.0	17.6	16.00	13.00
YCE24B22S	TM9Y060B12MP11	17.5	CF/CM/CU36C	700	24.0	17.7	16.00	13.00
YCE24B22S	TM9Y060B12MP11	17.5	CF/CM/CU42C	700	24.0	17.6	16.00	13.00
YCE24B22S	TM9Y060B12MP11	17.5	CF/CM24C	675	24.0	17.5	15.75	13.00
YCE24B22S	TM9Y060B12MP11	17.5	CF/CM30C	675	24.0	17.6	16.00	13.00
YCE24B22S	TM9Y060B12MP11	17.5	CF42B	675	24.0	17.5	16.00	13.00
YCE24B22S	TM9Y080B12MP11	17.5	CF/CM/CU24B	700	24.0	17.8	16.00	13.00
YCE24B22S	TM9Y080B12MP11	17.5	CF/CM/CU30B	700	24.0	17.7	16.00	13.00
YCE24B22S	TM9Y080B12MP11	17.5	CF/CM/CU36B	700	24.0	17.7	16.00	13.00
YCE24B22S	TM9Y080B12MP11	17.5	CF/CM/CU36C	700	24.0	17.7	16.00	13.00
YCE24B22S	TM9Y080B12MP11	17.5	CF/CM/CU42C	700	24.0	17.6	16.00	13.00
YCE24B22S	TM9Y080B12MP11	17.5	CF/CM24C	700	24.0	17.8	16.00	13.00
YCE24B22S	TM9Y080B12MP11	17.5	CF/CM30C	700	24.0	17.7	16.00	13.00
YCE24B22S	TM9Y080B12MP11	17.5	CF42B	675	24.0	17.5	16.00	13.00
YCE24B22S	TM9Y080C16MP11	21.0	CF/CM/CU36C	600	24.0	17.1	16.00	13.00
YCE24B22S	TM9Y080C16MP11	21.0	CF/CM/CU42C	600	24.0	16.8	16.00	13.00
YCE24B22S	TM9Y080C16MP11	21.0	CF/CM24C	600	23.6	16.6	15.75	13.00
YCE24B22S	TM9Y080C16MP11	21.0	CF/CM30C	600	24.0	16.8	16.00	13.00
YCE24B22S	TM9Y080C16MP11	21.0	CF/CM36D	600	24.0	17.1	16.00	13.00
YCE24B22S	TM9Y080C16MP11	21.0	CF/CM42D	600	24.0	16.8	16.00	13.00
YCE24B22S	TM9Y100C16MP11	21.0	CF/CM/CU36C	650	24.0	17.3	16.00	13.00
YCE24B22S	TM9Y100C16MP11	21.0	CF/CM/CU42C	650	24.0	17.2	16.00	13.00
YCE24B22S	TM9Y100C16MP11	21.0	CF/CM24C	625	23.8	16.9	16.00	13.00
YCE24B22S	TM9Y100C16MP11	21.0	CF/CM30C	625	24.0	17.0	16.00	13.00
YCE24B22S	TM9Y100C16MP11	21.0	CF/CM36D	650	24.0	17.3	16.00	13.00
YCE24B22S	TM9Y100C16MP11	21.0	CF/CM42D	650	24.0	17.2	16.00	13.00
YCE24B22S	TMLV060A12MP12C	14.5	CF/CM/CU24A	625	23.8	16.9	15.75	13.00
YCE24B22S	TMLV060A12MP12C	14.5	CF/CM/CU24B	700	24.0	17.8	16.00	13.00
YCE24B22S	TMLV060A12MP12C	14.5	CF/CM/CU30A	625	24.0	17.0	16.00	13.00
YCE24B22S	TMLV060A12MP12C	14.5	CF/CM/CU30B	700	24.0	17.7	16.00	13.00
YCE24B22S	TMLV060A12MP12C	14.5	CF/CM/CU36B	700	24.0	17.7	16.00	13.00
YCE24B22S	TMLV060A12MP12C	14.5	CF/CM36A	725	24.0	18.2	16.00	13.00
YCE24B22S	TMLV060A12MP12C	14.5	CF42B	800	24.0	18.5	16.00	13.00
YCE24B22S	TMLV080B12MP12C	17.5	CF/CM/CU24B	725	24.0	18.1	15.75	13.00
YCE24B22S	TMLV080B12MP12C	17.5	CF/CM/CU30B	675	24.0	17.6	16.00	13.00
YCE24B22S	TMLV080B12MP12C	17.5	CF/CM/CU36B	675	24.0	17.6	16.00	13.00
YCE24B22S	TMLV080B12MP12C	17.5	CF/CM/CU36C	675	24.0	17.6	16.00	13.00
YCE24B22S	TMLV080B12MP12C	17.5	CF/CM/CU42C	725	24.0	17.7	16.00	13.00
YCE24B22S	TMLV080B12MP12C	17.5	CF/CM24C	725	24.0	18.2	15.75	13.00
YCE24B22S	TMLV080B12MP12C	17.5	CF/CM30C	675	24.0	17.6	16.00	13.00
YCE24B22S	TMLV080B12MP12C	17.5	CF42B	675	24.0	17.5	16.00	13.00
YCE24B22S	TMLV080C16MP12C	21.0	CF/CM/CU36C	875	24.0	19.5	16.00	13.00
YCE24B22S	TMLV080C16MP12C	21.0	CF/CM/CU42C	875	24.0	19.2	16.00	13.00
YCE24B22S	TMLV080C16MP12C	21.0	CF/CM24C	875	24.0	19.5	16.00	13.00
YCE24B22S	TMLV080C16MP12C	21.0	CF/CM30C	875	24.0	19.2	16.00	13.00
YCE24B22S	TMLV080C16MP12C	21.0	CF/CM36D	875	24.0	19.5	16.00	13.00

**COOLING CAPACITY - With High Efficiency Motor Furnaces<sup>1</sup> (Continued)**

UNIT MODEL	FURNACE		COIL MODEL <sup>2</sup>	COOLING				
	MODEL	WIDTH		RATED CFM	NET MBH		SEER	EER
					TOTAL	SENS.		
YCE24B22S	TMLV080C16MP12C	21.0	CF/CM42D	875	24.0	19.1	16.00	13.00
YCE24B22S	TMLV100C16MP12C	21.0	CF/CM/CU36C	875	24.0	19.5	16.00	13.00
YCE24B22S	TMLV100C16MP12C	21.0	CF/CM/CU42C	875	24.0	19.2	16.00	13.00
YCE24B22S	TMLV100C16MP12C	21.0	CF/CM24C	875	24.0	19.5	16.00	13.00
YCE24B22S	TMLV100C16MP12C	21.0	CF/CM30C	875	24.0	19.2	16.00	13.00
YCE24B22S	TMLV100C16MP12C	21.0	CF/CM36D	875	24.0	19.5	16.00	13.00
YCE24B22S	TMLV100C16MP12C	21.0	CF/CM42D	875	24.0	19.1	16.00	13.00
YCE24B22S	TMLX060A12MP11	14.5	CF/CM/CU24A	625	23.8	16.9	15.75	13.00
YCE24B22S	TMLX060A12MP11	14.5	CF/CM/CU24B	650	24.0	17.3	15.75	13.00
YCE24B22S	TMLX060A12MP11	14.5	CF/CM/CU30A	625	24.0	17.0	16.00	13.00
YCE24B22S	TMLX060A12MP11	14.5	CF/CM/CU30B	650	24.0	17.2	16.00	13.00
YCE24B22S	TMLX060A12MP11	14.5	CF/CM/CU36B	650	24.0	17.4	16.00	13.00
YCE24B22S	TMLX060A12MP11	14.5	CF/CM36A	700	24.0	17.8	16.00	13.00
YCE24B22S	TMLX060A12MP11	14.5	CF42B	800	24.0	18.5	16.00	13.00
YCE24B22S	TMLX080B12MP11	17.5	CF/CM/CU24B	775	24.0	18.5	16.00	13.00
YCE24B22S	TMLX080B12MP11	17.5	CF/CM/CU30B	775	24.0	18.3	16.00	13.00
YCE24B22S	TMLX080B12MP11	17.5	CF/CM/CU36B	825	24.0	18.6	16.00	13.00
YCE24B22S	TMLX080B12MP11	17.5	CF/CM/CU36C	850	24.0	18.8	16.00	13.00
YCE24B22S	TMLX080B12MP11	17.5	CF/CM/CU42C	850	24.0	18.9	16.00	13.00
YCE24B22S	TMLX080B12MP11	17.5	CF/CM24C	775	24.0	18.5	16.00	13.00
YCE24B22S	TMLX080B12MP11	17.5	CF/CM30C	775	24.0	18.3	16.00	13.00
YCE24B22S	TMLX080B12MP11	17.5	CF42B	675	24.0	17.5	16.00	13.00
YCE24B22S	TMLX080C16MP11	21.0	CF/CM/CU36C	700	24.0	17.7	16.00	13.00
YCE24B22S	TMLX080C16MP11	21.0	CF/CM/CU42C	700	24.0	17.6	16.00	13.00
YCE24B22S	TMLX080C16MP11	21.0	CF/CM24C	700	24.0	17.8	16.00	13.00
YCE24B22S	TMLX080C16MP11	21.0	CF/CM30C	700	24.0	17.7	16.00	13.00
YCE24B22S	TMLX080C16MP11	21.0	CF/CM36D	725	24.0	18.2	16.00	13.00
YCE24B22S	TMLX080C16MP11	21.0	CF/CM42D	725	24.0	17.6	16.00	13.00
YCE24B22S	TMLX100C16MP11	21.0	CF/CM/CU36C	700	24.0	17.7	16.00	13.00
YCE24B22S	TMLX100C16MP11	21.0	CF/CM/CU42C	700	24.0	17.6	16.00	13.00
YCE24B22S	TMLX100C16MP11	21.0	CF/CM24C	700	24.0	17.8	16.00	13.00
YCE24B22S	TMLX100C16MP11	21.0	CF/CM30C	700	24.0	17.7	16.00	13.00
YCE24B22S	TMLX100C16MP11	21.0	CF/CM36D	725	24.0	18.2	16.00	13.00
YCE24B22S	TMLX100C16MP11	21.0	CF/CM42D	725	24.0	17.6	16.00	13.00
YCE24B22S	TP9C060B12MP13C	17.5	CF/CM/CU24B	700	24.0	17.8	15.75	13.00
YCE24B22S	TP9C060B12MP13C	17.5	CF/CM/CU30B	700	24.0	17.7	16.00	13.00
YCE24B22S	TP9C060B12MP13C	17.5	CF/CM/CU36B	650	24.0	17.3	16.00	13.00
YCE24B22S	TP9C060B12MP13C	17.5	CF/CM/CU36C	650	24.0	17.3	16.00	13.00
YCE24B22S	TP9C060B12MP13C	17.5	CF/CM/CU42C	700	24.0	17.6	16.00	13.00
YCE24B22S	TP9C060B12MP13C	17.5	CF/CM24C	700	24.0	17.8	15.75	13.00
YCE24B22S	TP9C060B12MP13C	17.5	CF/CM30C	700	24.0	17.7	16.00	13.00
YCE24B22S	TP9C060B12MP13C	17.5	CF42B	700	24.0	17.6	16.00	13.00
YCE24B22S	TP9C080B12MP13C	17.5	CF/CM/CU24B	725	24.0	18.2	16.00	13.00
YCE24B22S	TP9C080B12MP13C	17.5	CF/CM/CU30B	800	24.0	18.8	16.00	13.00
YCE24B22S	TP9C080B12MP13C	17.5	CF/CM/CU36B	675	24.0	17.6	16.00	13.00
YCE24B22S	TP9C080B12MP13C	17.5	CF/CM/CU36C	850	24.0	18.8	16.00	13.00
YCE24B22S	TP9C080B12MP13C	17.5	CF/CM/CU42C	850	24.0	18.9	16.00	13.00
YCE24B22S	TP9C080B12MP13C	17.5	CF/CM24C	725	24.0	18.1	16.00	13.00
YCE24B22S	TP9C080B12MP13C	17.5	CF/CM30C	775	24.0	18.3	16.00	13.00
YCE24B22S	TP9C080B12MP13C	17.5	CF42B	800	24.0	18.5	16.00	13.00
YCE24B22S	TP9C100C16MP13C	21.0	CF/CM/CU36C	900	24.0	19.4	16.00	13.00
YCE24B22S	TP9C100C16MP13C	21.0	CF/CM/CU42C	900	24.0	19.4	16.00	13.00
YCE24B22S	TP9C100C16MP13C	21.0	CF/CM24C	900	24.0	18.8	15.75	13.00

**COOLING CAPACITY - With High Efficiency Motor Furnaces<sup>1</sup> (Continued)**

UNIT MODEL	FURNACE		COIL MODEL <sup>2</sup>	COOLING				
	MODEL	WIDTH		RATED CFM	NET MBH		SEER	EER
					TOTAL	SENS.		
YCE24B22S	TP9C100C16MP13C	21.0	CF/CM30C	900	24.0	19.4	16.00	13.00
YCE24B22S	TP9C100C16MP13C	21.0	CF/CM36D	900	24.0	19.4	16.00	13.00
YCE24B22S	TP9C100C16MP13C	21.0	CF/CM42D	900	24.0	19.4	16.00	13.00
YCE24B22S	TPLC060A12MP13C	14.5	CF/CM/CU24A	625	23.8	16.9	15.75	13.00
YCE24B22S	TPLC060A12MP13C	14.5	CF/CM/CU24B	700	24.0	17.8	16.00	13.00
YCE24B22S	TPLC060A12MP13C	14.5	CF/CM/CU30A	625	24.0	17.0	16.00	13.00
YCE24B22S	TPLC060A12MP13C	14.5	CF/CM/CU30B	700	24.0	17.7	16.00	13.00
YCE24B22S	TPLC060A12MP13C	14.5	CF/CM/CU36B	700	24.0	17.7	16.00	13.00
YCE24B22S	TPLC060A12MP13C	14.5	CF/CM36A	725	24.0	18.2	16.00	13.00
YCE24B22S	TPLC060A12MP13C	14.5	CF42B	800	24.0	18.5	16.00	13.00
YCE24B22S	TPLC080B12MP13C	17.5	CF/CM/CU24B	725	24.0	18.1	15.75	13.00
YCE24B22S	TPLC080B12MP13C	17.5	CF/CM/CU30B	675	24.0	17.6	16.00	13.00
YCE24B22S	TPLC080B12MP13C	17.5	CF/CM/CU36B	675	24.0	17.6	16.00	13.00
YCE24B22S	TPLC080B12MP13C	17.5	CF/CM/CU36C	675	24.0	17.6	16.00	13.00
YCE24B22S	TPLC080B12MP13C	17.5	CF/CM/CU42C	725	24.0	17.7	16.00	13.00
YCE24B22S	TPLC080B12MP13C	17.5	CF/CM24C	725	24.0	18.2	15.75	13.00
YCE24B22S	TPLC080B12MP13C	17.5	CF/CM30C	675	24.0	17.6	16.00	13.00
YCE24B22S	TPLC080B12MP13C	17.5	CF42B	675	24.0	17.5	16.00	13.00
YCE24B22S	TPLC080C16MP13C	21.0	CF/CM/CU36C	875	24.0	19.5	16.00	13.00
YCE24B22S	TPLC080C16MP13C	21.0	CF/CM/CU42C	875	24.0	19.2	16.00	13.00
YCE24B22S	TPLC080C16MP13C	21.0	CF/CM24C	875	24.0	19.5	16.00	13.00
YCE24B22S	TPLC080C16MP13C	21.0	CF/CM30C	875	24.0	19.2	16.00	13.00
YCE24B22S	TPLC080C16MP13C	21.0	CF/CM36D	875	24.0	19.5	16.00	13.00
YCE24B22S	TPLC080C16MP13C	21.0	CF/CM42D	875	24.0	19.1	16.00	13.00
YCE24B22S	TPLC100C16MP13C	21.0	CF/CM/CU36C	875	24.0	19.5	16.00	13.00
YCE24B22S	TPLC100C16MP13C	21.0	CF/CM/CU42C	875	24.0	19.2	16.00	13.00
YCE24B22S	TPLC100C16MP13C	21.0	CF/CM24C	875	24.0	19.5	16.00	13.00
YCE24B22S	TPLC100C16MP13C	21.0	CF/CM30C	875	24.0	19.2	16.00	13.00
YCE24B22S	TPLC100C16MP13C	21.0	CF/CM36D	875	24.0	19.5	16.00	13.00
YCE24B22S	TPLC100C16MP13C	21.0	CF/CM42D	875	24.0	19.1	16.00	13.00
YCE24B22S	YP9C060B12MP13C	17.5	CF/CM/CU24B	700	24.0	17.8	15.75	13.00
YCE24B22S	YP9C060B12MP13C	17.5	CF/CM/CU30B	700	24.0	17.7	16.00	13.00
YCE24B22S	YP9C060B12MP13C	17.5	CF/CM/CU36B	650	24.0	17.3	16.00	13.00
YCE24B22S	YP9C060B12MP13C	17.5	CF/CM/CU36C	650	24.0	17.3	16.00	13.00
YCE24B22S	YP9C060B12MP13C	17.5	CF/CM/CU42C	700	24.0	17.6	16.00	13.00
YCE24B22S	YP9C060B12MP13C	17.5	CF/CM24C	700	24.0	17.8	15.75	13.00
YCE24B22S	YP9C060B12MP13C	17.5	CF/CM30C	700	24.0	17.7	16.00	13.00
YCE24B22S	YP9C060B12MP13C	17.5	CF42B	700	24.0	17.6	16.00	13.00
YCE24B22S	YP9C080B12MP13C	17.5	CF/CM/CU24B	725	24.0	18.2	16.00	13.00
YCE24B22S	YP9C080B12MP13C	17.5	CF/CM/CU30B	800	24.0	18.8	16.00	13.00
YCE24B22S	YP9C080B12MP13C	17.5	CF/CM/CU36B	675	24.0	17.6	16.00	13.00
YCE24B22S	YP9C080B12MP13C	17.5	CF/CM/CU36C	850	24.0	18.8	16.00	13.00
YCE24B22S	YP9C080B12MP13C	17.5	CF/CM/CU42C	850	24.0	18.9	16.00	13.00
YCE24B22S	YP9C080B12MP13C	17.5	CF/CM24C	725	24.0	18.1	16.00	13.00
YCE24B22S	YP9C080B12MP13C	17.5	CF/CM30C	775	24.0	18.3	16.00	13.00
YCE24B22S	YP9C080B12MP13C	17.5	CF42B	800	24.0	18.5	16.00	13.00
YCE24B22S	YP9C100C16MP13C	21.0	CF/CM/CU36C	900	24.0	19.4	16.00	13.00
YCE24B22S	YP9C100C16MP13C	21.0	CF/CM/CU42C	900	24.0	19.4	16.00	13.00
YCE24B22S	YP9C100C16MP13C	21.0	CF/CM24C	900	24.0	18.8	15.75	13.00
YCE24B22S	YP9C100C16MP13C	21.0	CF/CM30C	900	24.0	19.4	16.00	13.00
YCE24B22S	YP9C100C16MP13C	21.0	CF/CM36D	900	24.0	19.4	16.00	13.00
YCE24B22S	YP9C100C16MP13C	21.0	CF/CM42D	900	24.0	19.4	16.00	13.00
YCE24B22S	YPLC060A12MP13C	14.5	CF/CM/CU24A	625	23.8	16.9	15.75	13.00



**COOLING CAPACITY - With High Efficiency Motor Furnaces<sup>1</sup> (Continued)**

UNIT MODEL	FURNACE		COIL MODEL <sup>2</sup>	COOLING				
	MODEL	WIDTH		RATED CFM	NET MBH		SEER	EER
					TOTAL	SENS.		
YCE24B22S	YPLC060A12MP13C	14.5	CF/CM/CU24B	700	24.0	17.8	16.00	13.00
YCE24B22S	YPLC060A12MP13C	14.5	CF/CM/CU30A	625	24.0	17.0	16.00	13.00
YCE24B22S	YPLC060A12MP13C	14.5	CF/CM/CU30B	700	24.0	17.7	16.00	13.00
YCE24B22S	YPLC060A12MP13C	14.5	CF/CM/CU36B	700	24.0	17.7	16.00	13.00
YCE24B22S	YPLC060A12MP13C	14.5	CF/CM36A	725	24.0	18.2	16.00	13.00
YCE24B22S	YPLC060A12MP13C	14.5	CF42B	800	24.0	18.5	16.00	13.00
YCE24B22S	YPLC080B12MP13C	17.5	CF/CM/CU24B	725	24.0	18.1	15.75	13.00
YCE24B22S	YPLC080B12MP13C	17.5	CF/CM/CU30B	675	24.0	17.6	16.00	13.00
YCE24B22S	YPLC080B12MP13C	17.5	CF/CM/CU36B	675	24.0	17.6	16.00	13.00
YCE24B22S	YPLC080B12MP13C	17.5	CF/CM/CU36C	675	24.0	17.6	16.00	13.00
YCE24B22S	YPLC080B12MP13C	17.5	CF/CM/CU42C	725	24.0	17.7	16.00	13.00
YCE24B22S	YPLC080B12MP13C	17.5	CF/CM24C	725	24.0	18.2	15.75	13.00
YCE24B22S	YPLC080B12MP13C	17.5	CF/CM30C	675	24.0	17.6	16.00	13.00
YCE24B22S	YPLC080B12MP13C	17.5	CF42B	675	24.0	17.5	16.00	13.00
YCE24B22S	YPLC080C16MP13C	21.0	CF/CM/CU36C	875	24.0	19.5	16.00	13.00
YCE24B22S	YPLC080C16MP13C	21.0	CF/CM/CU42C	875	24.0	19.2	16.00	13.00
YCE24B22S	YPLC080C16MP13C	21.0	CF/CM24C	875	24.0	19.5	16.00	13.00
YCE24B22S	YPLC080C16MP13C	21.0	CF/CM30C	875	24.0	19.2	16.00	13.00
YCE24B22S	YPLC080C16MP13C	21.0	CF/CM36D	875	24.0	19.5	16.00	13.00
YCE24B22S	YPLC080C16MP13C	21.0	CF/CM42D	875	24.0	19.1	16.00	13.00
YCE24B22S	YPLC100C16MP13C	21.0	CF/CM/CU36C	875	24.0	19.5	16.00	13.00
YCE24B22S	YPLC100C16MP13C	21.0	CF/CM/CU42C	875	24.0	19.2	16.00	13.00
YCE24B22S	YPLC100C16MP13C	21.0	CF/CM24C	875	24.0	19.5	16.00	13.00
YCE24B22S	YPLC100C16MP13C	21.0	CF/CM30C	875	24.0	19.2	16.00	13.00
YCE24B22S	YPLC100C16MP13C	21.0	CF/CM36D	875	24.0	19.5	16.00	13.00
YCE24B22S	YPLC100C16MP13C	21.0	CF/CM42D	875	24.0	19.1	16.00	13.00
YCE30B22S	TM8V060A12MP12C	14.5	CF/CM/CU30A	875	29.8	22.2	14.50	12.50
YCE30B22S	TM8V060A12MP12C	14.5	CF/CM/CU30B	875	30.0	22.2	15.00	12.75
YCE30B22S	TM8V060A12MP12C	14.5	CF/CM/CU36B	875	30.0	22.2	15.00	13.00
YCE30B22S	TM8V060A12MP12C	14.5	CF/CM36A	875	30.0	22.2	14.75	12.75
YCE30B22S	TM8V060A12MP12C	14.5	CF42B	875	30.0	22.2	15.00	13.00
YCE30B22S	TM8V080B12MP12C	17.5	CF/CM/CU30B	825	29.6	21.4	14.75	12.75
YCE30B22S	TM8V080B12MP12C	17.5	CF/CM/CU36B	825	30.0	21.6	14.75	12.75
YCE30B22S	TM8V080B12MP12C	17.5	CF/CM/CU36C	825	30.0	21.6	15.00	12.75
YCE30B22S	TM8V080B12MP12C	17.5	CF/CM/CU42C	825	30.0	21.6	15.00	13.00
YCE30B22S	TM8V080B12MP12C	17.5	CF/CM30C	825	29.8	21.6	14.75	12.75
YCE30B22S	TM8V080B12MP12C	17.5	CF42B	825	30.0	21.6	14.75	12.75
YCE30B22S	TM8V080C16MP12C	21.0	CF/CM/CU36C	875	30.0	22.2	15.50	13.25
YCE30B22S	TM8V080C16MP12C	21.0	CF/CM/CU42C	875	30.0	22.2	15.50	13.25
YCE30B22S	TM8V080C16MP12C	21.0	CF/CM30C	875	30.0	22.2	15.25	13.00
YCE30B22S	TM8V080C16MP12C	21.0	CF/CM36D	875	30.0	22.2	15.50	13.25
YCE30B22S	TM8V080C16MP12C	21.0	CF/CM42D	875	30.0	22.2	15.50	13.25
YCE30B22S	TM8V100C16MP12C	21.0	CF/CM/CU36C	875	30.0	22.2	15.50	13.25
YCE30B22S	TM8V100C16MP12C	21.0	CF/CM/CU42C	875	30.0	22.2	15.50	13.25
YCE30B22S	TM8V100C16MP12C	21.0	CF/CM30C	875	30.0	22.2	15.25	13.00
YCE30B22S	TM8V100C16MP12C	21.0	CF/CM36D	875	30.0	22.2	15.50	13.25
YCE30B22S	TM8V100C16MP12C	21.0	CF/CM42D	875	30.0	22.2	15.50	13.25
YCE30B22S	TM8X060A12MP11	14.5	CF/CM/CU30A	875	29.6	22.0	14.50	12.50
YCE30B22S	TM8X060A12MP11	14.5	CF/CM/CU30B	925	30.0	22.8	14.75	12.75
YCE30B22S	TM8X060A12MP11	14.5	CF/CM/CU36B	925	30.0	22.6	15.00	12.75
YCE30B22S	TM8X060A12MP11	14.5	CF/CM36A	875	30.0	22.2	14.75	12.75
YCE30B22S	TM8X060A12MP11	14.5	CF42B	925	30.0	22.8	15.00	12.75
YCE30B22S	TM8X080B12MP11	17.5	CF/CM/CU30B	825	29.8	21.6	15.00	13.00



**COOLING CAPACITY - With High Efficiency Motor Furnaces<sup>1</sup> (Continued)**

UNIT MODEL	FURNACE		COIL MODEL <sup>2</sup>	COOLING				
	MODEL	WIDTH		RATED CFM	NET MBH		SEER	EER
					TOTAL	SENS.		
YCE30B22S	TM8X080B12MP11	17.5	CF/CM/CU36B	825	30.0	21.6	15.25	13.00
YCE30B22S	TM8X080B12MP11	17.5	CF/CM/CU36C	825	30.0	21.6	15.25	13.00
YCE30B22S	TM8X080B12MP11	17.5	CF/CM/CU42C	825	30.0	21.8	15.25	13.25
YCE30B22S	TM8X080B12MP11	17.5	CF/CM30C	825	29.8	21.6	15.00	13.00
YCE30B22S	TM8X080B12MP11	17.5	CF42B	950	30.0	23.0	15.00	13.00
YCE30B22S	TM8X080C16MP11	21.0	CF/CM/CU36C	950	30.0	23.0	15.25	13.25
YCE30B22S	TM8X080C16MP11	21.0	CF/CM/CU42C	950	30.0	22.8	15.50	13.25
YCE30B22S	TM8X080C16MP11	21.0	CF/CM30C	950	30.0	23.2	15.25	13.00
YCE30B22S	TM8X080C16MP11	21.0	CF/CM36D	975	30.0	23.0	15.50	13.25
YCE30B22S	TM8X080C16MP11	21.0	CF/CM42D	975	30.0	23.2	15.50	13.25
YCE30B22S	TM8X100C16MP11	21.0	CF/CM/CU36C	950	30.0	23.0	15.25	13.25
YCE30B22S	TM8X100C16MP11	21.0	CF/CM/CU42C	950	30.0	22.8	15.50	13.25
YCE30B22S	TM8X100C16MP11	21.0	CF/CM30C	950	30.0	23.2	15.25	13.00
YCE30B22S	TM8X100C16MP11	21.0	CF/CM36D	975	30.0	23.0	15.50	13.25
YCE30B22S	TM8X100C16MP11	21.0	CF/CM42D	975	30.0	23.2	15.50	13.25
YCE30B22S	TM8X100C20MP11	21.0	CF/CM/CU36C	1000	30.0	23.4	15.50	13.25
YCE30B22S	TM8X100C20MP11	21.0	CF/CM/CU42C	1000	30.0	23.4	15.75	13.25
YCE30B22S	TM8X100C20MP11	21.0	CF/CM30C	1000	30.0	23.6	15.50	13.25
YCE30B22S	TM8X100C20MP11	21.0	CF/CM36D	1000	30.0	23.4	15.50	13.25
YCE30B22S	TM8X100C20MP11	21.0	CF/CM42D	1000	30.0	23.4	15.75	13.25
YCE30B22S	TM8X120C20MP11	21.0	CF/CM/CU36C	1000	30.0	23.4	15.50	13.25
YCE30B22S	TM8X120C20MP11	21.0	CF/CM/CU42C	1000	30.0	23.4	15.75	13.25
YCE30B22S	TM8X120C20MP11	21.0	CF/CM30C	1000	30.0	23.6	15.50	13.25
YCE30B22S	TM8X120C20MP11	21.0	CF/CM36D	1000	30.0	23.4	15.50	13.25
YCE30B22S	TM8X120C20MP11	21.0	CF/CM42D	1000	30.0	23.4	15.75	13.25
YCE30B22S	TM8Y060A12MP11	14.5	CF/CM/CU30A	875	29.6	22.0	14.50	12.50
YCE30B22S	TM8Y060A12MP11	14.5	CF/CM/CU30B	925	30.0	22.8	14.75	12.75
YCE30B22S	TM8Y060A12MP11	14.5	CF/CM/CU36B	925	30.0	22.6	15.00	12.75
YCE30B22S	TM8Y060A12MP11	14.5	CF/CM36A	875	30.0	22.2	14.75	12.75
YCE30B22S	TM8Y060A12MP11	14.5	CF42B	925	30.0	22.8	15.00	12.75
YCE30B22S	TM8Y080B12MP11	17.5	CF/CM/CU30B	825	29.8	21.6	15.00	13.00
YCE30B22S	TM8Y080B12MP11	17.5	CF/CM/CU36B	825	30.0	21.6	15.25	13.00
YCE30B22S	TM8Y080B12MP11	17.5	CF/CM/CU36C	825	30.0	21.6	15.25	13.00
YCE30B22S	TM8Y080B12MP11	17.5	CF/CM/CU42C	825	30.0	21.8	15.25	13.25
YCE30B22S	TM8Y080B12MP11	17.5	CF/CM30C	825	29.8	21.6	15.00	13.00
YCE30B22S	TM8Y080B12MP11	17.5	CF42B	950	30.0	23.0	15.00	13.00
YCE30B22S	TM8Y080C16MP11	21.0	CF/CM/CU36C	950	30.0	23.0	15.25	13.25
YCE30B22S	TM8Y080C16MP11	21.0	CF/CM/CU42C	950	30.0	22.8	15.50	13.25
YCE30B22S	TM8Y080C16MP11	21.0	CF/CM30C	950	30.0	23.2	15.25	13.00
YCE30B22S	TM8Y080C16MP11	21.0	CF/CM36D	975	30.0	23.0	15.50	13.25
YCE30B22S	TM8Y080C16MP11	21.0	CF/CM42D	975	30.0	23.2	15.50	13.25
YCE30B22S	TM8Y100C16MP11	21.0	CF/CM/CU36C	950	30.0	23.0	15.25	13.25
YCE30B22S	TM8Y100C16MP11	21.0	CF/CM/CU42C	950	30.0	22.8	15.50	13.25
YCE30B22S	TM8Y100C16MP11	21.0	CF/CM30C	950	30.0	23.2	15.25	13.00
YCE30B22S	TM8Y100C16MP11	21.0	CF/CM36D	975	30.0	23.0	15.50	13.25
YCE30B22S	TM8Y100C16MP11	21.0	CF/CM42D	975	30.0	23.2	15.50	13.25
YCE30B22S	TM8Y100C20MP11	21.0	CF/CM/CU36C	1000	30.0	23.4	15.50	13.25
YCE30B22S	TM8Y100C20MP11	21.0	CF/CM/CU42C	1000	30.0	23.4	15.75	13.25
YCE30B22S	TM8Y100C20MP11	21.0	CF/CM30C	1000	30.0	23.6	15.50	13.25
YCE30B22S	TM8Y100C20MP11	21.0	CF/CM36D	1000	30.0	23.4	15.50	13.25
YCE30B22S	TM8Y100C20MP11	21.0	CF/CM42D	1000	30.0	23.4	15.75	13.25
YCE30B22S	TM8Y120C20MP11	21.0	CF/CM/CU36C	1000	30.0	23.4	15.50	13.25
YCE30B22S	TM8Y120C20MP11	21.0	CF/CM/CU42C	1000	30.0	23.4	15.75	13.25

**COOLING CAPACITY - With High Efficiency Motor Furnaces<sup>1</sup> (Continued)**

UNIT MODEL	FURNACE		COIL MODEL <sup>2</sup>	COOLING				
	MODEL	WIDTH		RATED CFM	NET MBH		SEER	EER
					TOTAL	SENS.		
YCE30B22S	TM8Y120C20MP11	21.0	CF/CM30C	1000	30.0	23.6	15.50	13.25
YCE30B22S	TM8Y120C20MP11	21.0	CF/CM36D	1000	30.0	23.4	15.50	13.25
YCE30B22S	TM8Y120C20MP11	21.0	CF/CM42D	1000	30.0	23.4	15.75	13.25
YCE30B22S	TM9E060B12MP11	17.5	CF/CM/CU30B	850	29.8	22.0	14.75	12.75
YCE30B22S	TM9E060B12MP11	17.5	CF/CM/CU36B	850	30.0	22.0	15.00	12.75
YCE30B22S	TM9E060B12MP11	17.5	CF/CM/CU36C	875	30.0	22.2	15.00	12.75
YCE30B22S	TM9E060B12MP11	17.5	CF/CM/CU42C	875	30.0	22.4	15.00	12.75
YCE30B22S	TM9E060B12MP11	17.5	CF/CM30C	875	30.0	22.2	14.75	12.75
YCE30B22S	TM9E060B12MP11	17.5	CF42B	850	30.0	22.2	15.00	12.75
YCE30B22S	TM9E080B12MP11	17.5	CF/CM/CU30B	875	30.0	22.2	15.00	12.75
YCE30B22S	TM9E080B12MP11	17.5	CF/CM/CU36B	875	30.0	22.2	15.00	13.00
YCE30B22S	TM9E080B12MP11	17.5	CF/CM/CU36C	900	30.0	22.4	15.25	13.00
YCE30B22S	TM9E080B12MP11	17.5	CF/CM/CU42C	900	30.0	22.6	15.25	13.00
YCE30B22S	TM9E080B12MP11	17.5	CF/CM30C	900	30.0	22.6	15.00	13.00
YCE30B22S	TM9E080B12MP11	17.5	CF42B	875	30.0	22.2	15.00	13.00
YCE30B22S	TM9E080C16MP11	21.0	CF/CM/CU36C	975	30.0	23.2	15.25	13.00
YCE30B22S	TM9E080C16MP11	21.0	CF/CM/CU42C	975	30.0	23.2	15.25	13.25
YCE30B22S	TM9E080C16MP11	21.0	CF/CM30C	975	30.0	23.2	15.00	13.00
YCE30B22S	TM9E080C16MP11	21.0	CF/CM36D	975	30.0	23.2	15.25	13.00
YCE30B22S	TM9E080C16MP11	21.0	CF/CM42D	975	30.0	23.2	15.25	13.25
YCE30B22S	TM9E100C16MP11	21.0	CF/CM/CU36C	975	30.0	23.2	15.25	13.00
YCE30B22S	TM9E100C16MP11	21.0	CF/CM/CU42C	975	30.0	23.2	15.25	13.25
YCE30B22S	TM9E100C16MP11	21.0	CF/CM30C	975	30.0	23.2	15.00	13.00
YCE30B22S	TM9E100C16MP11	21.0	CF/CM36D	1000	30.0	23.2	15.25	13.25
YCE30B22S	TM9E100C16MP11	21.0	CF/CM42D	1000	30.0	23.4	15.50	13.25
YCE30B22S	TM9E120D20MP11	24.5	CF/CM36D	950	30.0	23.0	15.50	13.25
YCE30B22S	TM9E120D20MP11	24.5	CF/CM42D	950	30.0	22.8	15.75	13.25
YCE30B22S	TM9V040A10MP12C	14.5	CF/CM/CU30A	875	29.4	21.8	14.00	12.00
YCE30B22S	TM9V040A10MP12C	14.5	CF/CM/CU30B	875	29.8	22.2	14.00	12.25
YCE30B22S	TM9V040A10MP12C	14.5	CF/CM/CU36B	875	30.0	22.2	14.25	12.25
YCE30B22S	TM9V040A10MP12C	14.5	CF/CM36A	875	30.0	22.2	14.00	12.25
YCE30B22S	TM9V040A10MP12C	14.5	CF42B	900	30.0	22.6	14.25	12.25
YCE30B22S	TM9V060B12MP12C	17.5	CF/CM/CU30B	875	30.0	22.4	14.75	12.50
YCE30B22S	TM9V060B12MP12C	17.5	CF/CM/CU36B	875	30.0	22.2	14.75	12.75
YCE30B22S	TM9V060B12MP12C	17.5	CF/CM/CU36C	875	30.0	22.2	15.00	12.75
YCE30B22S	TM9V060B12MP12C	17.5	CF/CM/CU42C	875	30.0	22.4	15.00	12.75
YCE30B22S	TM9V060B12MP12C	17.5	CF/CM30C	875	30.0	22.2	14.75	12.75
YCE30B22S	TM9V060B12MP12C	17.5	CF42B	875	30.0	22.2	14.75	12.75
YCE30B22S	TM9V080B12MP12C	17.5	CF/CM/CU30B	850	30.0	22.0	15.00	12.75
YCE30B22S	TM9V080B12MP12C	17.5	CF/CM/CU36B	850	30.0	22.0	15.00	13.00
YCE30B22S	TM9V080B12MP12C	17.5	CF/CM/CU36C	850	30.0	22.0	15.25	13.00
YCE30B22S	TM9V080B12MP12C	17.5	CF/CM/CU42C	850	30.0	22.2	15.25	13.00
YCE30B22S	TM9V080B12MP12C	17.5	CF/CM30C	850	30.0	22.0	15.00	13.00
YCE30B22S	TM9V080B12MP12C	17.5	CF42B	850	30.0	22.2	15.00	13.00
YCE30B22S	TM9V080C16MP12C	21.0	CF/CM/CU36C	950	30.0	23.0	15.25	13.00
YCE30B22S	TM9V080C16MP12C	21.0	CF/CM/CU42C	950	30.0	22.8	15.25	13.00
YCE30B22S	TM9V080C16MP12C	21.0	CF/CM30C	950	30.0	23.0	15.00	13.00
YCE30B22S	TM9V080C16MP12C	21.0	CF/CM36D	950	30.0	23.0	15.25	13.00
YCE30B22S	TM9V080C16MP12C	21.0	CF/CM42D	950	30.0	22.8	15.25	13.25
YCE30B22S	TM9V100C16MP12C	21.0	CF/CM/CU36C	900	30.0	22.4	15.50	13.25
YCE30B22S	TM9V100C16MP12C	21.0	CF/CM/CU42C	900	30.0	22.6	15.50	13.25
YCE30B22S	TM9V100C16MP12C	21.0	CF/CM30C	900	30.0	22.6	15.25	13.00
YCE30B22S	TM9V100C16MP12C	21.0	CF/CM36D	900	30.0	22.4	15.50	13.25

**COOLING CAPACITY - With High Efficiency Motor Furnaces<sup>1</sup> (Continued)**

UNIT MODEL	FURNACE		COIL MODEL <sup>2</sup>	COOLING				
	MODEL	WIDTH		RATED CFM	NET MBH		SEER	EER
					TOTAL	SENS.		
YCE30B22S	TM9V100C16MP12C	21.0	CF/CM42D	900	30.0	22.6	15.50	13.25
YCE30B22S	TM9V100C20MP12C	21.0	CF/CM/CU36C	1100	30.0	24.4	15.00	13.00
YCE30B22S	TM9V100C20MP12C	21.0	CF/CM/CU42C	1100	30.0	24.6	15.00	13.00
YCE30B22S	TM9V100C20MP12C	21.0	CF/CM30C	1100	30.0	24.2	15.00	12.75
YCE30B22S	TM9V100C20MP12C	21.0	CF/CM36D	1100	30.0	24.4	15.25	13.00
YCE30B22S	TM9V100C20MP12C	21.0	CF/CM42D	1100	30.0	24.6	15.00	13.00
YCE30B22S	TM9V120D20MP12C	24.5	CF/CM36D	1050	30.0	24.0	15.50	13.25
YCE30B22S	TM9V120D20MP12C	24.5	CF/CM42D	1050	30.0	23.8	15.50	13.25
YCE30B22S	TM9Y060B12MP11	17.5	CF/CM/CU30B	850	29.8	22.0	14.75	12.75
YCE30B22S	TM9Y060B12MP11	17.5	CF/CM/CU36B	850	30.0	22.0	15.00	12.75
YCE30B22S	TM9Y060B12MP11	17.5	CF/CM/CU36C	875	30.0	22.2	15.00	12.75
YCE30B22S	TM9Y060B12MP11	17.5	CF/CM/CU42C	875	30.0	22.4	15.00	12.75
YCE30B22S	TM9Y060B12MP11	17.5	CF/CM30C	875	30.0	22.2	14.75	12.75
YCE30B22S	TM9Y060B12MP11	17.5	CF42B	850	30.0	22.2	15.00	12.75
YCE30B22S	TM9Y080B12MP11	17.5	CF/CM/CU30B	875	30.0	22.2	15.00	12.75
YCE30B22S	TM9Y080B12MP11	17.5	CF/CM/CU36B	875	30.0	22.2	15.00	13.00
YCE30B22S	TM9Y080B12MP11	17.5	CF/CM/CU36C	900	30.0	22.4	15.25	13.00
YCE30B22S	TM9Y080B12MP11	17.5	CF/CM/CU42C	900	30.0	22.6	15.25	13.00
YCE30B22S	TM9Y080B12MP11	17.5	CF/CM30C	900	30.0	22.6	15.00	13.00
YCE30B22S	TM9Y080B12MP11	17.5	CF42B	875	30.0	22.2	15.00	13.00
YCE30B22S	TM9Y080C16MP11	21.0	CF/CM/CU36C	975	30.0	23.2	15.25	13.00
YCE30B22S	TM9Y080C16MP11	21.0	CF/CM/CU42C	975	30.0	23.2	15.25	13.25
YCE30B22S	TM9Y080C16MP11	21.0	CF/CM30C	975	30.0	23.2	15.00	13.00
YCE30B22S	TM9Y080C16MP11	21.0	CF/CM36D	975	30.0	23.2	15.25	13.00
YCE30B22S	TM9Y080C16MP11	21.0	CF/CM42D	975	30.0	23.2	15.25	13.25
YCE30B22S	TM9Y100C16MP11	21.0	CF/CM/CU36C	975	30.0	23.2	15.25	13.00
YCE30B22S	TM9Y100C16MP11	21.0	CF/CM/CU42C	975	30.0	23.2	15.25	13.25
YCE30B22S	TM9Y100C16MP11	21.0	CF/CM30C	975	30.0	23.2	15.00	13.00
YCE30B22S	TM9Y100C16MP11	21.0	CF/CM36D	1000	30.0	23.2	15.25	13.25
YCE30B22S	TM9Y100C16MP11	21.0	CF/CM42D	1000	30.0	23.4	15.50	13.25
YCE30B22S	TM9Y120D20MP11	24.5	CF/CM36D	950	30.0	23.0	15.50	13.25
YCE30B22S	TM9Y120D20MP11	24.5	CF/CM42D	950	30.0	22.8	15.75	13.25
YCE30B22S	TMLV060A12MP12C	14.5	CF/CM/CU30A	875	29.8	22.2	14.50	12.50
YCE30B22S	TMLV060A12MP12C	14.5	CF/CM/CU30B	875	30.0	22.2	15.00	12.75
YCE30B22S	TMLV060A12MP12C	14.5	CF/CM/CU36B	875	30.0	22.2	15.00	13.00
YCE30B22S	TMLV060A12MP12C	14.5	CF/CM36A	875	30.0	22.2	14.75	12.75
YCE30B22S	TMLV060A12MP12C	14.5	CF42B	875	30.0	22.2	15.00	13.00
YCE30B22S	TMLV080B12MP12C	17.5	CF/CM/CU30B	825	29.6	21.4	14.75	12.75
YCE30B22S	TMLV080B12MP12C	17.5	CF/CM/CU36B	825	30.0	21.6	14.75	12.75
YCE30B22S	TMLV080B12MP12C	17.5	CF/CM/CU36C	825	30.0	21.6	15.00	12.75
YCE30B22S	TMLV080B12MP12C	17.5	CF/CM/CU42C	825	30.0	21.6	15.00	13.00
YCE30B22S	TMLV080B12MP12C	17.5	CF/CM30C	825	29.8	21.6	14.75	12.75
YCE30B22S	TMLV080B12MP12C	17.5	CF42B	825	30.0	21.6	14.75	12.75
YCE30B22S	TMLV080C16MP12C	21.0	CF/CM/CU36C	875	30.0	22.2	15.50	13.25
YCE30B22S	TMLV080C16MP12C	21.0	CF/CM/CU42C	875	30.0	22.2	15.50	13.25
YCE30B22S	TMLV080C16MP12C	21.0	CF/CM30C	875	30.0	22.2	15.25	13.00
YCE30B22S	TMLV080C16MP12C	21.0	CF/CM36D	875	30.0	22.2	15.50	13.25
YCE30B22S	TMLV080C16MP12C	21.0	CF/CM42D	875	30.0	22.2	15.50	13.25
YCE30B22S	TMLV100C16MP12C	21.0	CF/CM/CU36C	875	30.0	22.2	15.50	13.25
YCE30B22S	TMLV100C16MP12C	21.0	CF/CM/CU42C	875	30.0	22.2	15.50	13.25
YCE30B22S	TMLV100C16MP12C	21.0	CF/CM30C	875	30.0	22.2	15.25	13.00
YCE30B22S	TMLV100C16MP12C	21.0	CF/CM36D	875	30.0	22.2	15.50	13.25
YCE30B22S	TMLV100C16MP12C	21.0	CF/CM42D	875	30.0	22.2	15.50	13.25
YCE30B22S	TMLX060A12MP11	14.5	CF/CM/CU30A	875	29.6	22.0	14.50	12.50

**COOLING CAPACITY - With High Efficiency Motor Furnaces<sup>1</sup> (Continued)**

UNIT MODEL	FURNACE		COIL MODEL <sup>2</sup>	COOLING				
	MODEL	WIDTH		RATED CFM	NET MBH		SEER	EER
					TOTAL	SENS.		
YCE30B22S	TMLX060A12MP11	14.5	CF/CM/CU30B	925	30.0	22.8	14.75	12.75
YCE30B22S	TMLX060A12MP11	14.5	CF/CM/CU36B	925	30.0	22.6	15.00	12.75
YCE30B22S	TMLX060A12MP11	14.5	CF/CM36A	875	30.0	22.2	14.75	12.75
YCE30B22S	TMLX060A12MP11	14.5	CF42B	925	30.0	22.8	15.00	12.75
YCE30B22S	TMLX080B12MP11	17.5	CF/CM/CU30B	825	29.8	21.6	15.00	13.00
YCE30B22S	TMLX080B12MP11	17.5	CF/CM/CU36B	825	30.0	21.6	15.25	13.00
YCE30B22S	TMLX080B12MP11	17.5	CF/CM/CU36C	825	30.0	21.6	15.25	13.00
YCE30B22S	TMLX080B12MP11	17.5	CF/CM/CU42C	825	30.0	21.8	15.25	13.25
YCE30B22S	TMLX080B12MP11	17.5	CF/CM30C	825	29.8	21.6	15.00	13.00
YCE30B22S	TMLX080B12MP11	17.5	CF42B	950	30.0	23.0	15.00	13.00
YCE30B22S	TMLX080C16MP11	21.0	CF/CM/CU36C	950	30.0	23.0	15.25	13.25
YCE30B22S	TMLX080C16MP11	21.0	CF/CM/CU42C	950	30.0	22.8	15.50	13.25
YCE30B22S	TMLX080C16MP11	21.0	CF/CM30C	950	30.0	23.2	15.25	13.00
YCE30B22S	TMLX080C16MP11	21.0	CF/CM36D	975	30.0	23.0	15.50	13.25
YCE30B22S	TMLX080C16MP11	21.0	CF/CM42D	975	30.0	23.2	15.50	13.25
YCE30B22S	TMLX100C16MP11	21.0	CF/CM/CU36C	950	30.0	23.0	15.25	13.25
YCE30B22S	TMLX100C16MP11	21.0	CF/CM/CU42C	950	30.0	22.8	15.50	13.25
YCE30B22S	TMLX100C16MP11	21.0	CF/CM30C	950	30.0	23.2	15.25	13.00
YCE30B22S	TMLX100C16MP11	21.0	CF/CM36D	975	30.0	23.0	15.50	13.25
YCE30B22S	TMLX100C16MP11	21.0	CF/CM42D	975	30.0	23.2	15.50	13.25
YCE30B22S	TMLX100C20MP11	21.0	CF/CM/CU36C	1000	30.0	23.4	15.50	13.25
YCE30B22S	TMLX100C20MP11	21.0	CF/CM/CU42C	1000	30.0	23.4	15.75	13.25
YCE30B22S	TMLX100C20MP11	21.0	CF/CM30C	1000	30.0	23.6	15.50	13.25
YCE30B22S	TMLX100C20MP11	21.0	CF/CM36D	1000	30.0	23.4	15.50	13.25
YCE30B22S	TMLX100C20MP11	21.0	CF/CM42D	1000	30.0	23.4	15.75	13.25
YCE30B22S	TMLX120C20MP11	21.0	CF/CM/CU36C	1000	30.0	23.4	15.50	13.25
YCE30B22S	TMLX120C20MP11	21.0	CF/CM/CU42C	1000	30.0	23.4	15.75	13.25
YCE30B22S	TMLX120C20MP11	21.0	CF/CM30C	1000	30.0	23.6	15.50	13.25
YCE30B22S	TMLX120C20MP11	21.0	CF/CM36D	1000	30.0	23.4	15.50	13.25
YCE30B22S	TMLX120C20MP11	21.0	CF/CM42D	1000	30.0	23.4	15.75	13.25
YCE30B22S	TP9C060B12MP13C	17.5	CF/CM/CU30B	875	30.0	22.4	14.75	12.50
YCE30B22S	TP9C060B12MP13C	17.5	CF/CM/CU36B	875	30.0	22.2	14.75	12.75
YCE30B22S	TP9C060B12MP13C	17.5	CF/CM/CU36C	875	30.0	22.2	15.00	12.75
YCE30B22S	TP9C060B12MP13C	17.5	CF/CM/CU42C	875	30.0	22.4	15.00	12.75
YCE30B22S	TP9C060B12MP13C	17.5	CF/CM30C	875	30.0	22.2	14.75	12.75
YCE30B22S	TP9C060B12MP13C	17.5	CF42B	875	30.0	22.2	14.75	12.75
YCE30B22S	TP9C080B12MP13C	17.5	CF/CM/CU30B	850	30.0	22.0	15.00	12.75
YCE30B22S	TP9C080B12MP13C	17.5	CF/CM/CU36B	850	30.0	22.0	15.00	13.00
YCE30B22S	TP9C080B12MP13C	17.5	CF/CM/CU36C	850	30.0	22.0	15.25	13.00
YCE30B22S	TP9C080B12MP13C	17.5	CF/CM/CU42C	850	30.0	22.2	15.25	13.00
YCE30B22S	TP9C080B12MP13C	17.5	CF/CM30C	850	30.0	22.0	15.00	13.00
YCE30B22S	TP9C080B12MP13C	17.5	CF42B	850	30.0	22.2	15.00	13.00
YCE30B22S	TP9C080C16MP13C	21.0	CF/CM/CU36C	950	30.0	23.0	15.25	13.00
YCE30B22S	TP9C080C16MP13C	21.0	CF/CM/CU42C	950	30.0	22.8	15.25	13.00
YCE30B22S	TP9C080C16MP13C	21.0	CF/CM30C	950	30.0	23.0	15.00	13.00
YCE30B22S	TP9C080C16MP13C	21.0	CF/CM36D	950	30.0	23.0	15.25	13.00
YCE30B22S	TP9C080C16MP13C	21.0	CF/CM42D	950	30.0	22.8	15.25	13.25
YCE30B22S	TP9C100C16MP13C	21.0	CF/CM/CU36C	900	30.0	22.4	15.50	13.25
YCE30B22S	TP9C100C16MP13C	21.0	CF/CM/CU42C	900	30.0	22.6	15.50	13.25
YCE30B22S	TP9C100C16MP13C	21.0	CF/CM30C	900	30.0	22.6	15.25	13.00
YCE30B22S	TP9C100C16MP13C	21.0	CF/CM36D	900	30.0	22.4	15.50	13.25
YCE30B22S	TP9C100C16MP13C	21.0	CF/CM42D	900	30.0	22.6	15.50	13.25
YCE30B22S	TP9C100C20MP13C	21.0	CF/CM/CU36C	1100	30.0	24.4	15.00	13.00

**COOLING CAPACITY - With High Efficiency Motor Furnaces<sup>1</sup> (Continued)**

UNIT MODEL	FURNACE		COIL MODEL <sup>2</sup>	COOLING				
	MODEL	WIDTH		RATED CFM	NET MBH		SEER	EER
					TOTAL	SENS.		
YCE30B22S	TP9C100C20MP13C	21.0	CF/CM/CU42C	1100	30.0	24.6	15.00	13.00
YCE30B22S	TP9C100C20MP13C	21.0	CF/CM30C	1100	30.0	24.2	15.00	12.75
YCE30B22S	TP9C100C20MP13C	21.0	CF/CM36D	1100	30.0	24.4	15.25	13.00
YCE30B22S	TP9C100C20MP13C	21.0	CF/CM42D	1100	30.0	24.6	15.00	13.00
YCE30B22S	TP9C120D20MP13C	24.5	CF/CM36D	1050	30.0	24.0	15.50	13.25
YCE30B22S	TP9C120D20MP13C	24.5	CF/CM42D	1050	30.0	23.8	15.50	13.25
YCE30B22S	TPLC060A12MP13C	14.5	CF/CM/CU30A	875	29.8	22.2	14.50	12.50
YCE30B22S	TPLC060A12MP13C	14.5	CF/CM/CU30B	875	30.0	22.2	15.00	12.75
YCE30B22S	TPLC060A12MP13C	14.5	CF/CM/CU36B	875	30.0	22.2	15.00	13.00
YCE30B22S	TPLC060A12MP13C	14.5	CF/CM36A	875	30.0	22.2	14.75	12.75
YCE30B22S	TPLC060A12MP13C	14.5	CF42B	875	30.0	22.2	15.00	13.00
YCE30B22S	TPLC080B12MP13C	17.5	CF/CM/CU30B	825	29.6	21.4	14.75	12.75
YCE30B22S	TPLC080B12MP13C	17.5	CF/CM/CU36B	825	30.0	21.6	14.75	12.75
YCE30B22S	TPLC080B12MP13C	17.5	CF/CM/CU36C	825	30.0	21.6	15.00	12.75
YCE30B22S	TPLC080B12MP13C	17.5	CF/CM/CU42C	825	30.0	21.6	15.00	13.00
YCE30B22S	TPLC080B12MP13C	17.5	CF/CM30C	825	29.8	21.6	14.75	12.75
YCE30B22S	TPLC080B12MP13C	17.5	CF42B	825	30.0	21.6	14.75	12.75
YCE30B22S	TPLC080C16MP13C	21.0	CF/CM/CU36C	875	30.0	22.2	15.50	13.25
YCE30B22S	TPLC080C16MP13C	21.0	CF/CM/CU42C	875	30.0	22.2	15.50	13.25
YCE30B22S	TPLC080C16MP13C	21.0	CF/CM30C	875	30.0	22.2	15.25	13.00
YCE30B22S	TPLC080C16MP13C	21.0	CF/CM36D	875	30.0	22.2	15.50	13.25
YCE30B22S	TPLC080C16MP13C	21.0	CF/CM42D	875	30.0	22.2	15.50	13.25
YCE30B22S	TPLC100C16MP13C	21.0	CF/CM/CU36C	875	30.0	22.2	15.50	13.25
YCE30B22S	TPLC100C16MP13C	21.0	CF/CM/CU42C	875	30.0	22.2	15.50	13.25
YCE30B22S	TPLC100C16MP13C	21.0	CF/CM30C	875	30.0	22.2	15.25	13.00
YCE30B22S	TPLC100C16MP13C	21.0	CF/CM36D	875	30.0	22.2	15.50	13.25
YCE30B22S	TPLC100C16MP13C	21.0	CF/CM42D	875	30.0	22.2	15.50	13.25
YCE30B22S	YP9C060B12MP13C	17.5	CF/CM/CU30B	875	30.0	22.4	14.75	12.50
YCE30B22S	YP9C060B12MP13C	17.5	CF/CM/CU36B	875	30.0	22.2	14.75	12.75
YCE30B22S	YP9C060B12MP13C	17.5	CF/CM/CU36C	875	30.0	22.2	15.00	12.75
YCE30B22S	YP9C060B12MP13C	17.5	CF/CM/CU42C	875	30.0	22.4	15.00	12.75
YCE30B22S	YP9C060B12MP13C	17.5	CF/CM30C	875	30.0	22.2	14.75	12.75
YCE30B22S	YP9C060B12MP13C	17.5	CF42B	875	30.0	22.2	14.75	12.75
YCE30B22S	YP9C080B12MP13C	17.5	CF/CM/CU30B	850	30.0	22.0	15.00	12.75
YCE30B22S	YP9C080B12MP13C	17.5	CF/CM/CU36B	850	30.0	22.0	15.00	13.00
YCE30B22S	YP9C080B12MP13C	17.5	CF/CM/CU36C	850	30.0	22.0	15.25	13.00
YCE30B22S	YP9C080B12MP13C	17.5	CF/CM/CU42C	850	30.0	22.2	15.25	13.00
YCE30B22S	YP9C080B12MP13C	17.5	CF/CM30C	850	30.0	22.0	15.00	13.00
YCE30B22S	YP9C080B12MP13C	17.5	CF42B	850	30.0	22.2	15.00	13.00
YCE30B22S	YP9C080C16MP13C	21.0	CF/CM/CU36C	950	30.0	23.0	15.25	13.00
YCE30B22S	YP9C080C16MP13C	21.0	CF/CM/CU42C	950	30.0	22.8	15.25	13.00
YCE30B22S	YP9C080C16MP13C	21.0	CF/CM30C	950	30.0	23.0	15.00	13.00
YCE30B22S	YP9C080C16MP13C	21.0	CF/CM36D	950	30.0	23.0	15.25	13.00
YCE30B22S	YP9C080C16MP13C	21.0	CF/CM42D	950	30.0	22.8	15.25	13.25
YCE30B22S	YP9C100C16MP13C	21.0	CF/CM/CU36C	900	30.0	22.4	15.50	13.25
YCE30B22S	YP9C100C16MP13C	21.0	CF/CM/CU42C	900	30.0	22.6	15.50	13.25
YCE30B22S	YP9C100C16MP13C	21.0	CF/CM30C	900	30.0	22.6	15.25	13.00
YCE30B22S	YP9C100C16MP13C	21.0	CF/CM36D	900	30.0	22.4	15.50	13.25
YCE30B22S	YP9C100C16MP13C	21.0	CF/CM42D	900	30.0	22.6	15.50	13.25
YCE30B22S	YP9C100C20MP13C	21.0	CF/CM/CU36C	1100	30.0	24.4	15.00	13.00
YCE30B22S	YP9C100C20MP13C	21.0	CF/CM/CU42C	1100	30.0	24.6	15.00	13.00
YCE30B22S	YP9C100C20MP13C	21.0	CF/CM30C	1100	30.0	24.2	15.00	12.75
YCE30B22S	YP9C100C20MP13C	21.0	CF/CM36D	1100	30.0	24.4	15.25	13.00

**COOLING CAPACITY - With High Efficiency Motor Furnaces<sup>1</sup> (Continued)**

UNIT MODEL	FURNACE		COIL MODEL <sup>2</sup>	COOLING				
	MODEL	WIDTH		RATED CFM	NET MBH		SEER	EER
					TOTAL	SENS.		
YCE30B22S	YP9C100C20MP13C	21.0	CF/CM42D	1100	30.0	24.6	15.00	13.00
YCE30B22S	YP9C120D20MP13C	24.5	CF/CM36D	1050	30.0	24.0	15.50	13.25
YCE30B22S	YP9C120D20MP13C	24.5	CF/CM42D	1050	30.0	23.8	15.50	13.25
YCE30B22S	YPLC060A12MP13C	14.5	CF/CM/CU30A	875	29.8	22.2	14.50	12.50
YCE30B22S	YPLC060A12MP13C	14.5	CF/CM/CU30B	875	30.0	22.2	15.00	12.75
YCE30B22S	YPLC060A12MP13C	14.5	CF/CM/CU36B	875	30.0	22.2	15.00	13.00
YCE30B22S	YPLC060A12MP13C	14.5	CF/CM36A	875	30.0	22.2	14.75	12.75
YCE30B22S	YPLC060A12MP13C	14.5	CF42B	875	30.0	22.2	15.00	13.00
YCE30B22S	YPLC080B12MP13C	17.5	CF/CM/CU30B	825	29.6	21.4	14.75	12.75
YCE30B22S	YPLC080B12MP13C	17.5	CF/CM/CU36B	825	30.0	21.6	14.75	12.75
YCE30B22S	YPLC080B12MP13C	17.5	CF/CM/CU36C	825	30.0	21.6	15.00	12.75
YCE30B22S	YPLC080B12MP13C	17.5	CF/CM/CU42C	825	30.0	21.6	15.00	13.00
YCE30B22S	YPLC080B12MP13C	17.5	CF/CM30C	825	29.8	21.6	14.75	12.75
YCE30B22S	YPLC080B12MP13C	17.5	CF42B	825	30.0	21.6	14.75	12.75
YCE30B22S	YPLC080C16MP13C	21.0	CF/CM/CU36C	875	30.0	22.2	15.50	13.25
YCE30B22S	YPLC080C16MP13C	21.0	CF/CM/CU42C	875	30.0	22.2	15.50	13.25
YCE30B22S	YPLC080C16MP13C	21.0	CF/CM30C	875	30.0	22.2	15.25	13.00
YCE30B22S	YPLC080C16MP13C	21.0	CF/CM36D	875	30.0	22.2	15.50	13.25
YCE30B22S	YPLC080C16MP13C	21.0	CF/CM42D	875	30.0	22.2	15.50	13.25
YCE30B22S	YPLC100C16MP13C	21.0	CF/CM/CU36C	875	30.0	22.2	15.50	13.25
YCE30B22S	YPLC100C16MP13C	21.0	CF/CM/CU42C	875	30.0	22.2	15.50	13.25
YCE30B22S	YPLC100C16MP13C	21.0	CF/CM30C	875	30.0	22.2	15.25	13.00
YCE30B22S	YPLC100C16MP13C	21.0	CF/CM36D	875	30.0	22.2	15.50	13.25
YCE30B22S	YPLC100C16MP13C	21.0	CF/CM42D	875	30.0	22.2	15.50	13.25
YCE36B22S	TM8V060A12MP12C	14.5	CF/CM/CU36B	975	34.6	25.4	14.75	12.25
YCE36B22S	TM8V060A12MP12C	14.5	CF/CM36A	975	34.4	25.2	14.50	12.00
YCE36B22S	TM8V060A12MP12C	14.5	CF42B	975	34.6	25.2	14.75	12.25
YCE36B22S	TM8V080B12MP12C	17.5	CF/CM/CU36B	1000	34.6	25.6	14.25	12.00
YCE36B22S	TM8V080B12MP12C	17.5	CF/CM/CU36C	1000	34.6	25.6	14.50	12.25
YCE36B22S	TM8V080B12MP12C	17.5	CF/CM/CU42C	1000	35.0	25.8	14.50	12.25
YCE36B22S	TM8V080B12MP12C	17.5	CF/CM/CU48C	1000	35.0	25.8	14.50	12.25
YCE36B22S	TM8V080B12MP12C	17.5	CF42B	1000	34.8	25.6	14.25	12.00
YCE36B22S	TM8V080C16MP12C	21.0	CF/CM/CU36C	1050	35.2	26.6	15.00	12.50
YCE36B22S	TM8V080C16MP12C	21.0	CF/CM/CU42C	1050	35.4	26.4	15.25	12.75
YCE36B22S	TM8V080C16MP12C	21.0	CF/CM/CU48C	1050	35.4	26.6	15.25	12.75
YCE36B22S	TM8V080C16MP12C	21.0	CF/CM/CU48D	1050	35.4	26.6	15.25	12.75
YCE36B22S	TM8V080C16MP12C	21.0	CF/CM36D	1050	35.2	26.6	15.25	12.75
YCE36B22S	TM8V080C16MP12C	21.0	CF/CM42D	1050	35.6	26.6	15.25	12.75
YCE36B22S	TM8V100C16MP12C	21.0	CF/CM/CU36C	1050	35.2	26.6	15.00	12.50
YCE36B22S	TM8V100C16MP12C	21.0	CF/CM/CU42C	1050	35.4	26.4	15.25	12.75
YCE36B22S	TM8V100C16MP12C	21.0	CF/CM/CU48C	1050	35.4	26.6	15.25	12.75
YCE36B22S	TM8V100C16MP12C	21.0	CF/CM/CU48D	1050	35.4	26.6	15.25	12.75
YCE36B22S	TM8V100C16MP12C	21.0	CF/CM36D	1050	35.2	26.6	15.25	12.75
YCE36B22S	TM8V100C16MP12C	21.0	CF/CM42D	1050	35.6	26.6	15.25	12.75
YCE36B22S	TM8V100C20MP12C	21.0	CF/CM/CU36C	1150	35.8	28.0	15.25	12.75
YCE36B22S	TM8V100C20MP12C	21.0	CF/CM/CU42C	1150	36.0	28.0	15.25	12.75
YCE36B22S	TM8V100C20MP12C	21.0	CF/CM/CU48C	1150	36.0	28.2	15.25	12.75
YCE36B22S	TM8V100C20MP12C	21.0	CF/CM/CU48D	1150	36.0	28.2	15.50	13.00
YCE36B22S	TM8V100C20MP12C	21.0	CF/CM36D	1150	35.8	28.0	15.25	12.75
YCE36B22S	TM8V100C20MP12C	21.0	CF/CM42D	1150	36.0	28.0	15.50	13.00
YCE36B22S	TM8V120C20MP12C	21.0	CF/CM/CU36C	1150	35.8	28.0	15.25	12.75
YCE36B22S	TM8V120C20MP12C	21.0	CF/CM/CU42C	1150	36.0	28.0	15.25	12.75
YCE36B22S	TM8V120C20MP12C	21.0	CF/CM/CU48C	1150	36.0	28.2	15.25	12.75



**COOLING CAPACITY - With High Efficiency Motor Furnaces<sup>1</sup> (Continued)**

UNIT MODEL	FURNACE		COIL MODEL <sup>2</sup>	COOLING				
	MODEL	WIDTH		RATED CFM	NET MBH		SEER	EER
					TOTAL	SENS.		
YCE36B22S	TM8V120C20MP12C	21.0	CF/CM/CU48D	1150	36.0	28.2	15.50	13.00
YCE36B22S	TM8V120C20MP12C	21.0	CF/CM36D	1150	35.8	28.0	15.25	12.75
YCE36B22S	TM8V120C20MP12C	21.0	CF/CM42D	1150	36.0	28.0	15.50	13.00
YCE36B22S	TM8X060A12MP11	14.5	CF/CM/CU36B	1125	35.0	27.2	14.25	12.00
YCE36B22S	TM8X060A12MP11	14.5	CF/CM36A	1075	34.8	26.6	14.00	12.00
YCE36B22S	TM8X060A12MP11	14.5	CF42B	1125	35.4	27.2	14.25	12.25
YCE36B22S	TM8X080B12MP11	17.5	CF/CM/CU36B	975	34.6	25.4	14.75	12.50
YCE36B22S	TM8X080B12MP11	17.5	CF/CM/CU36C	1000	34.8	25.8	15.00	12.50
YCE36B22S	TM8X080B12MP11	17.5	CF/CM/CU42C	1000	35.2	25.8	15.00	12.50
YCE36B22S	TM8X080B12MP11	17.5	CF/CM/CU48C	1000	35.2	26.0	15.00	12.75
YCE36B22S	TM8X080B12MP11	17.5	CF42B	1150	35.6	27.6	14.50	12.25
YCE36B22S	TM8X080C16MP11	21.0	CF/CM/CU36C	1150	35.6	27.8	15.00	12.50
YCE36B22S	TM8X080C16MP11	21.0	CF/CM/CU42C	1150	35.8	27.8	15.00	12.75
YCE36B22S	TM8X080C16MP11	21.0	CF/CM/CU48C	1150	36.0	28.0	15.25	12.75
YCE36B22S	TM8X080C16MP11	21.0	CF/CM/CU48D	975	35.2	25.6	15.25	12.75
YCE36B22S	TM8X080C16MP11	21.0	CF/CM36D	975	34.8	25.6	15.25	12.75
YCE36B22S	TM8X080C16MP11	21.0	CF/CM42D	975	34.8	25.6	15.25	12.75
YCE36B22S	TM8X100C16MP11	21.0	CF/CM/CU36C	1150	35.6	27.8	15.00	12.50
YCE36B22S	TM8X100C16MP11	21.0	CF/CM/CU42C	1150	35.8	27.8	15.00	12.75
YCE36B22S	TM8X100C16MP11	21.0	CF/CM/CU48C	1150	36.0	28.0	15.25	12.75
YCE36B22S	TM8X100C16MP11	21.0	CF/CM/CU48D	975	35.2	25.6	15.25	12.75
YCE36B22S	TM8X100C16MP11	21.0	CF/CM36D	975	34.8	25.6	15.25	12.75
YCE36B22S	TM8X100C16MP11	21.0	CF/CM42D	975	34.8	25.6	15.25	12.75
YCE36B22S	TM8X100C20MP11	21.0	CF/CM/CU36C	1000	35.0	26.0	15.25	12.75
YCE36B22S	TM8X100C20MP11	21.0	CF/CM/CU42C	1000	35.4	26.0	15.50	13.00
YCE36B22S	TM8X100C20MP11	21.0	CF/CM/CU48C	1000	35.4	26.0	15.50	13.00
YCE36B22S	TM8X100C20MP11	21.0	CF/CM/CU48D	1000	35.4	26.0	15.50	13.00
YCE36B22S	TM8X100C20MP11	21.0	CF/CM36D	1000	35.0	26.0	15.50	12.75
YCE36B22S	TM8X100C20MP11	21.0	CF/CM42D	1000	35.4	26.0	15.50	13.00
YCE36B22S	TM8X120C20MP11	21.0	CF/CM/CU36C	1000	35.0	26.0	15.25	12.75
YCE36B22S	TM8X120C20MP11	21.0	CF/CM/CU42C	1000	35.4	26.0	15.50	13.00
YCE36B22S	TM8X120C20MP11	21.0	CF/CM/CU48C	1000	35.4	26.0	15.50	13.00
YCE36B22S	TM8X120C20MP11	21.0	CF/CM/CU48D	1000	35.4	26.0	15.50	13.00
YCE36B22S	TM8X120C20MP11	21.0	CF/CM36D	1000	35.0	26.0	15.50	12.75
YCE36B22S	TM8X120C20MP11	21.0	CF/CM42D	1000	35.4	26.0	15.50	13.00
YCE36B22S	TM8Y060A12MP11	14.5	CF/CM/CU36B	1125	35.0	27.2	14.25	12.00
YCE36B22S	TM8Y060A12MP11	14.5	CF/CM36A	1075	34.8	26.6	14.00	12.00
YCE36B22S	TM8Y060A12MP11	14.5	CF42B	1125	35.4	27.2	14.25	12.25
YCE36B22S	TM8Y080B12MP11	17.5	CF/CM/CU36B	975	34.6	25.4	14.75	12.50
YCE36B22S	TM8Y080B12MP11	17.5	CF/CM/CU36C	1000	34.8	25.8	15.00	12.50
YCE36B22S	TM8Y080B12MP11	17.5	CF/CM/CU42C	1000	35.2	25.8	15.00	12.50
YCE36B22S	TM8Y080B12MP11	17.5	CF/CM/CU48C	1000	35.2	26.0	15.00	12.75
YCE36B22S	TM8Y080B12MP11	17.5	CF42B	1150	35.6	27.6	14.50	12.25
YCE36B22S	TM8Y080C16MP11	21.0	CF/CM/CU36C	1150	35.6	27.8	15.00	12.50
YCE36B22S	TM8Y080C16MP11	21.0	CF/CM/CU42C	1150	35.8	27.8	15.00	12.75
YCE36B22S	TM8Y080C16MP11	21.0	CF/CM/CU48C	1150	36.0	28.0	15.25	12.75
YCE36B22S	TM8Y080C16MP11	21.0	CF/CM/CU48D	975	35.2	25.6	15.25	12.75
YCE36B22S	TM8Y080C16MP11	21.0	CF/CM36D	975	34.8	25.6	15.25	12.75
YCE36B22S	TM8Y080C16MP11	21.0	CF/CM42D	975	34.8	25.6	15.25	12.75
YCE36B22S	TM8Y100C16MP11	21.0	CF/CM/CU36C	1150	35.6	27.8	15.00	12.50
YCE36B22S	TM8Y100C16MP11	21.0	CF/CM/CU42C	1150	35.8	27.8	15.00	12.75
YCE36B22S	TM8Y100C16MP11	21.0	CF/CM/CU48C	1150	36.0	28.0	15.25	12.75
YCE36B22S	TM8Y100C16MP11	21.0	CF/CM/CU48D	975	35.2	25.6	15.25	12.75

**COOLING CAPACITY - With High Efficiency Motor Furnaces<sup>1</sup> (Continued)**

UNIT MODEL	FURNACE		COIL MODEL <sup>2</sup>	COOLING				
	MODEL	WIDTH		RATED CFM	NET MBH		SEER	EER
					TOTAL	SENS.		
YCE36B22S	TM8Y100C16MP11	21.0	CF/CM36D	975	34.8	25.6	15.25	12.75
YCE36B22S	TM8Y100C16MP11	21.0	CF/CM42D	975	34.8	25.6	15.25	12.75
YCE36B22S	TM8Y100C20MP11	21.0	CF/CM/CU36C	1000	35.0	26.0	15.25	12.75
YCE36B22S	TM8Y100C20MP11	21.0	CF/CM/CU42C	1000	35.4	26.0	15.50	13.00
YCE36B22S	TM8Y100C20MP11	21.0	CF/CM/CU48C	1000	35.4	26.0	15.50	13.00
YCE36B22S	TM8Y100C20MP11	21.0	CF/CM/CU48D	1000	35.4	26.0	15.50	13.00
YCE36B22S	TM8Y100C20MP11	21.0	CF/CM36D	1000	35.0	26.0	15.50	12.75
YCE36B22S	TM8Y100C20MP11	21.0	CF/CM42D	1000	35.4	26.0	15.50	13.00
YCE36B22S	TM8Y120C20MP11	21.0	CF/CM/CU36C	1000	35.0	26.0	15.25	12.75
YCE36B22S	TM8Y120C20MP11	21.0	CF/CM/CU42C	1000	35.4	26.0	15.50	13.00
YCE36B22S	TM8Y120C20MP11	21.0	CF/CM/CU48C	1000	35.4	26.0	15.50	13.00
YCE36B22S	TM8Y120C20MP11	21.0	CF/CM/CU48D	1000	35.4	26.0	15.50	13.00
YCE36B22S	TM8Y120C20MP11	21.0	CF/CM36D	1000	35.0	26.0	15.50	12.75
YCE36B22S	TM8Y120C20MP11	21.0	CF/CM42D	1000	35.4	26.0	15.50	13.00
YCE36B22S	TM9E060B12MP11	17.5	CF/CM/CU36B	1100	34.8	26.8	14.00	12.00
YCE36B22S	TM9E060B12MP11	17.5	CF/CM/CU36C	975	34.6	25.4	14.75	12.25
YCE36B22S	TM9E060B12MP11	17.5	CF/CM/CU42C	975	34.6	25.2	14.75	12.25
YCE36B22S	TM9E060B12MP11	17.5	CF/CM/CU48C	975	35.0	25.6	14.75	12.50
YCE36B22S	TM9E060B12MP11	17.5	CF42B	1100	35.2	26.8	14.00	12.00
YCE36B22S	TM9E080B12MP11	17.5	CF/CM/CU36B	975	34.6	25.4	14.75	12.25
YCE36B22S	TM9E080B12MP11	17.5	CF/CM/CU36C	1175	35.4	27.8	14.50	12.25
YCE36B22S	TM9E080B12MP11	17.5	CF/CM/CU42C	1000	35.0	25.8	15.00	12.50
YCE36B22S	TM9E080B12MP11	17.5	CF/CM/CU48C	1000	35.2	26.0	15.00	12.50
YCE36B22S	TM9E080B12MP11	17.5	CF42B	975	34.6	25.2	14.75	12.25
YCE36B22S	TM9E080C16MP11	21.0	CF/CM/CU36C	975	34.8	25.6	15.00	12.50
YCE36B22S	TM9E080C16MP11	21.0	CF/CM/CU42C	975	34.8	25.6	15.00	12.50
YCE36B22S	TM9E080C16MP11	21.0	CF/CM/CU48C	975	35.2	25.6	15.00	12.75
YCE36B22S	TM9E080C16MP11	21.0	CF/CM/CU48D	975	35.2	25.6	15.25	12.75
YCE36B22S	TM9E080C16MP11	21.0	CF/CM36D	975	34.8	25.6	15.00	12.50
YCE36B22S	TM9E080C16MP11	21.0	CF/CM42D	975	34.8	25.6	15.00	12.50
YCE36B22S	TM9E100C16MP11	21.0	CF/CM/CU36C	975	34.8	25.6	15.00	12.50
YCE36B22S	TM9E100C16MP11	21.0	CF/CM/CU42C	975	34.8	25.6	15.00	12.50
YCE36B22S	TM9E100C16MP11	21.0	CF/CM/CU48C	1000	35.4	26.0	15.25	12.75
YCE36B22S	TM9E100C16MP11	21.0	CF/CM/CU48D	1000	35.4	26.0	15.25	12.75
YCE36B22S	TM9E100C16MP11	21.0	CF/CM36D	1000	35.0	25.8	15.25	12.75
YCE36B22S	TM9E100C16MP11	21.0	CF/CM42D	1000	35.2	26.0	15.25	12.75
YCE36B22S	TM9E100C20MP11	21.0	CF/CM/CU36C	1175	35.6	28.0	15.00	12.50
YCE36B22S	TM9E100C20MP11	21.0	CF/CM/CU42C	1175	35.8	28.2	15.00	12.50
YCE36B22S	TM9E100C20MP11	21.0	CF/CM/CU48C	1175	36.0	28.2	15.00	12.75
YCE36B22S	TM9E100C20MP11	21.0	CF/CM/CU48D	1200	36.0	28.8	15.00	12.75
YCE36B22S	TM9E100C20MP11	21.0	CF/CM36D	1200	35.8	28.4	15.00	12.50
YCE36B22S	TM9E100C20MP11	21.0	CF/CM42D	1200	36.0	28.6	15.00	12.75
YCE36B22S	TM9E120D20MP11	24.5	CF/CM/CU48D	1250	36.0	29.2	15.25	12.75
YCE36B22S	TM9E120D20MP11	24.5	CF/CM36D	1250	36.0	29.0	15.00	12.75
YCE36B22S	TM9E120D20MP11	24.5	CF/CM42D	1250	36.0	28.8	15.25	12.75
YCE36B22S	TM9V060B12MP12C	17.5	CF/CM/CU36B	1000	34.6	25.6	14.25	12.00
YCE36B22S	TM9V060B12MP12C	17.5	CF/CM/CU36C	1000	34.6	25.6	14.50	12.25
YCE36B22S	TM9V060B12MP12C	17.5	CF/CM/CU42C	1000	35.0	25.8	14.50	12.25
YCE36B22S	TM9V060B12MP12C	17.5	CF/CM/CU48C	1000	35.0	25.8	14.50	12.25
YCE36B22S	TM9V060B12MP12C	17.5	CF42B	1000	34.8	25.6	14.25	12.25
YCE36B22S	TM9V080B12MP12C	17.5	CF/CM/CU36B	975	34.6	25.4	14.75	12.25
YCE36B22S	TM9V080B12MP12C	17.5	CF/CM/CU36C	1050	35.0	26.2	14.75	12.25
YCE36B22S	TM9V080B12MP12C	17.5	CF/CM/CU42C	1050	35.4	26.4	14.75	12.50

**COOLING CAPACITY - With High Efficiency Motor Furnaces<sup>1</sup> (Continued)**

UNIT MODEL	FURNACE		COIL MODEL <sup>2</sup>	COOLING				
	MODEL	WIDTH		RATED CFM	NET MBH		SEER	EER
					TOTAL	SENS.		
YCE36B22S	TM9V080B12MP12C	17.5	CF/CM/CU48C	1050	35.4	26.6	15.00	12.50
YCE36B22S	TM9V080B12MP12C	17.5	CF42B	975	34.6	25.2	14.75	12.25
YCE36B22S	TM9V080C16MP12C	21.0	CF/CM/CU36C	1025	35.0	26.0	15.00	12.50
YCE36B22S	TM9V080C16MP12C	21.0	CF/CM/CU42C	1025	35.2	26.2	15.00	12.50
YCE36B22S	TM9V080C16MP12C	21.0	CF/CM/CU48C	1025	35.4	26.2	15.00	12.50
YCE36B22S	TM9V080C16MP12C	21.0	CF/CM/CU48D	1025	35.4	26.2	15.00	12.50
YCE36B22S	TM9V080C16MP12C	21.0	CF/CM36D	1025	35.0	26.0	15.00	12.50
YCE36B22S	TM9V080C16MP12C	21.0	CF/CM42D	1025	35.2	26.2	15.00	12.50
YCE36B22S	TM9V100C16MP12C	21.0	CF/CM/CU36C	1000	35.0	25.8	15.25	12.75
YCE36B22S	TM9V100C16MP12C	21.0	CF/CM/CU42C	1000	35.2	26.0	15.25	12.75
YCE36B22S	TM9V100C16MP12C	21.0	CF/CM/CU48C	1075	35.8	27.0	15.25	12.75
YCE36B22S	TM9V100C16MP12C	21.0	CF/CM/CU48D	975	35.2	25.6	15.25	12.75
YCE36B22S	TM9V100C16MP12C	21.0	CF/CM36D	1075	35.4	27.0	15.25	12.75
YCE36B22S	TM9V100C16MP12C	21.0	CF/CM42D	1075	35.6	27.0	15.25	12.75
YCE36B22S	TM9V100C20MP12C	21.0	CF/CM/CU36C	1100	35.2	27.2	15.00	12.50
YCE36B22S	TM9V100C20MP12C	21.0	CF/CM/CU42C	1100	35.6	27.2	15.00	12.50
YCE36B22S	TM9V100C20MP12C	21.0	CF/CM/CU48C	1100	35.8	27.2	15.00	12.75
YCE36B22S	TM9V100C20MP12C	21.0	CF/CM/CU48D	1100	35.8	27.4	15.25	12.75
YCE36B22S	TM9V100C20MP12C	21.0	CF/CM36D	1100	35.4	27.2	15.00	12.50
YCE36B22S	TM9V100C20MP12C	21.0	CF/CM42D	1100	35.6	27.2	15.25	12.75
YCE36B22S	TM9V120D20MP12C	24.5	CF/CM/CU48D	1050	35.6	26.8	15.50	13.00
YCE36B22S	TM9V120D20MP12C	24.5	CF/CM36D	1050	35.2	26.6	15.25	12.75
YCE36B22S	TM9V120D20MP12C	24.5	CF/CM42D	1050	35.6	26.4	15.50	13.00
YCE36B22S	TM9Y060B12MP11	17.5	CF/CM/CU36B	1100	34.8	26.8	14.00	12.00
YCE36B22S	TM9Y060B12MP11	17.5	CF/CM/CU36C	975	34.6	25.4	14.75	12.25
YCE36B22S	TM9Y060B12MP11	17.5	CF/CM/CU42C	975	34.6	25.2	14.75	12.25
YCE36B22S	TM9Y060B12MP11	17.5	CF/CM/CU48C	975	35.0	25.6	14.75	12.50
YCE36B22S	TM9Y060B12MP11	17.5	CF42B	1100	35.2	26.8	14.00	12.00
YCE36B22S	TM9Y080B12MP11	17.5	CF/CM/CU36B	975	34.6	25.4	14.75	12.25
YCE36B22S	TM9Y080B12MP11	17.5	CF/CM/CU36C	1175	35.4	27.8	14.50	12.25
YCE36B22S	TM9Y080B12MP11	17.5	CF/CM/CU42C	1000	35.0	25.8	15.00	12.50
YCE36B22S	TM9Y080B12MP11	17.5	CF/CM/CU48C	1000	35.2	26.0	15.00	12.50
YCE36B22S	TM9Y080B12MP11	17.5	CF42B	975	34.6	25.2	14.75	12.25
YCE36B22S	TM9Y080C16MP11	21.0	CF/CM/CU36C	975	34.8	25.6	15.00	12.50
YCE36B22S	TM9Y080C16MP11	21.0	CF/CM/CU42C	975	34.8	25.6	15.00	12.50
YCE36B22S	TM9Y080C16MP11	21.0	CF/CM/CU48C	975	35.2	25.6	15.00	12.75
YCE36B22S	TM9Y080C16MP11	21.0	CF/CM/CU48D	975	35.2	25.6	15.25	12.75
YCE36B22S	TM9Y080C16MP11	21.0	CF/CM36D	975	34.8	25.6	15.00	12.50
YCE36B22S	TM9Y080C16MP11	21.0	CF/CM42D	975	34.8	25.6	15.00	12.50
YCE36B22S	TM9Y100C16MP11	21.0	CF/CM/CU36C	975	34.8	25.6	15.00	12.50
YCE36B22S	TM9Y100C16MP11	21.0	CF/CM/CU42C	975	34.8	25.6	15.00	12.50
YCE36B22S	TM9Y100C16MP11	21.0	CF/CM/CU48C	1000	35.4	26.0	15.25	12.75
YCE36B22S	TM9Y100C16MP11	21.0	CF/CM/CU48D	1000	35.4	26.0	15.25	12.75
YCE36B22S	TM9Y100C16MP11	21.0	CF/CM36D	1000	35.0	25.8	15.25	12.75
YCE36B22S	TM9Y100C16MP11	21.0	CF/CM42D	1000	35.2	26.0	15.25	12.75
YCE36B22S	TM9Y100C20MP11	21.0	CF/CM/CU36C	1175	35.6	28.0	15.00	12.50
YCE36B22S	TM9Y100C20MP11	21.0	CF/CM/CU42C	1175	35.8	28.2	15.00	12.50
YCE36B22S	TM9Y100C20MP11	21.0	CF/CM/CU48C	1175	36.0	28.2	15.00	12.75
YCE36B22S	TM9Y100C20MP11	21.0	CF/CM/CU48D	1200	36.0	28.8	15.00	12.75
YCE36B22S	TM9Y100C20MP11	21.0	CF/CM36D	1200	35.8	28.4	15.00	12.50
YCE36B22S	TM9Y100C20MP11	21.0	CF/CM42D	1200	36.0	28.6	15.00	12.75
YCE36B22S	TM9Y120D20MP11	24.5	CF/CM/CU48D	1250	36.0	29.2	15.25	12.75
YCE36B22S	TM9Y120D20MP11	24.5	CF/CM36D	1250	36.0	29.0	15.00	12.75

**COOLING CAPACITY - With High Efficiency Motor Furnaces<sup>1</sup> (Continued)**

UNIT MODEL	FURNACE		COIL MODEL <sup>2</sup>	COOLING				
	MODEL	WIDTH		RATED CFM	NET MBH		SEER	EER
					TOTAL	SENS.		
YCE36B22S	TM9Y120D20MP11	24.5	CF/CM42D	1250	36.0	28.8	15.25	12.75
YCE36B22S	TMLV060A12MP12C	14.5	CF/CM/CU36B	975	34.6	25.4	14.75	12.25
YCE36B22S	TMLV060A12MP12C	14.5	CF/CM36A	975	34.4	25.2	14.50	12.00
YCE36B22S	TMLV060A12MP12C	14.5	CF42B	975	34.6	25.2	14.75	12.25
YCE36B22S	TMLV080B12MP12C	17.5	CF/CM/CU36B	1000	34.6	25.6	14.25	12.00
YCE36B22S	TMLV080B12MP12C	17.5	CF/CM/CU36C	1000	34.6	25.6	14.50	12.25
YCE36B22S	TMLV080B12MP12C	17.5	CF/CM/CU42C	1000	35.0	25.8	14.50	12.25
YCE36B22S	TMLV080B12MP12C	17.5	CF/CM/CU48C	1000	35.0	25.8	14.50	12.25
YCE36B22S	TMLV080B12MP12C	17.5	CF42B	1000	34.8	25.6	14.25	12.00
YCE36B22S	TMLV080C16MP12C	21.0	CF/CM/CU36C	1050	35.2	26.6	15.00	12.50
YCE36B22S	TMLV080C16MP12C	21.0	CF/CM/CU42C	1050	35.4	26.4	15.25	12.75
YCE36B22S	TMLV080C16MP12C	21.0	CF/CM/CU48C	1050	35.4	26.6	15.25	12.75
YCE36B22S	TMLV080C16MP12C	21.0	CF/CM/CU48D	1050	35.4	26.6	15.25	12.75
YCE36B22S	TMLV080C16MP12C	21.0	CF/CM36D	1050	35.2	26.6	15.25	12.75
YCE36B22S	TMLV080C16MP12C	21.0	CF/CM42D	1050	35.6	26.6	15.25	12.75
YCE36B22S	TMLV100C16MP12C	21.0	CF/CM/CU36C	1050	35.2	26.6	15.00	12.50
YCE36B22S	TMLV100C16MP12C	21.0	CF/CM/CU42C	1050	35.4	26.4	15.25	12.75
YCE36B22S	TMLV100C16MP12C	21.0	CF/CM/CU48C	1050	35.4	26.6	15.25	12.75
YCE36B22S	TMLV100C16MP12C	21.0	CF/CM/CU48D	1050	35.4	26.6	15.25	12.75
YCE36B22S	TMLV100C16MP12C	21.0	CF/CM36D	1050	35.2	26.6	15.25	12.75
YCE36B22S	TMLV100C16MP12C	21.0	CF/CM42D	1050	35.6	26.6	15.25	12.75
YCE36B22S	TMLV100C20MP12C	21.0	CF/CM/CU36C	1150	35.8	28.0	15.25	12.75
YCE36B22S	TMLV100C20MP12C	21.0	CF/CM/CU42C	1150	36.0	28.0	15.25	12.75
YCE36B22S	TMLV100C20MP12C	21.0	CF/CM/CU48C	1150	36.0	28.2	15.25	12.75
YCE36B22S	TMLV100C20MP12C	21.0	CF/CM/CU48D	1150	36.0	28.2	15.50	13.00
YCE36B22S	TMLV100C20MP12C	21.0	CF/CM36D	1150	35.8	28.0	15.25	12.75
YCE36B22S	TMLV100C20MP12C	21.0	CF/CM42D	1150	36.0	28.0	15.50	13.00
YCE36B22S	TMLV120C20MP12C	21.0	CF/CM/CU36C	1150	35.8	28.0	15.25	12.75
YCE36B22S	TMLV120C20MP12C	21.0	CF/CM/CU42C	1150	36.0	28.0	15.25	12.75
YCE36B22S	TMLV120C20MP12C	21.0	CF/CM/CU48C	1150	36.0	28.2	15.25	12.75
YCE36B22S	TMLV120C20MP12C	21.0	CF/CM/CU48D	1150	36.0	28.2	15.50	13.00
YCE36B22S	TMLV120C20MP12C	21.0	CF/CM36D	1150	35.8	28.0	15.25	12.75
YCE36B22S	TMLV120C20MP12C	21.0	CF/CM42D	1150	36.0	28.0	15.50	13.00
YCE36B22S	TMLX060A12MP11	14.5	CF/CM/CU36B	1125	35.0	27.2	14.25	12.00
YCE36B22S	TMLX060A12MP11	14.5	CF/CM36A	1075	34.8	26.6	14.00	12.00
YCE36B22S	TMLX060A12MP11	14.5	CF42B	1125	35.4	27.2	14.25	12.25
YCE36B22S	TMLX080B12MP11	17.5	CF/CM/CU36B	975	34.6	25.4	14.75	12.50
YCE36B22S	TMLX080B12MP11	17.5	CF/CM/CU36C	1000	34.8	25.8	15.00	12.50
YCE36B22S	TMLX080B12MP11	17.5	CF/CM/CU42C	1000	35.2	25.8	15.00	12.50
YCE36B22S	TMLX080B12MP11	17.5	CF/CM/CU48C	1000	35.2	26.0	15.00	12.75
YCE36B22S	TMLX080B12MP11	17.5	CF42B	1150	35.6	27.6	14.50	12.25
YCE36B22S	TMLX080C16MP11	21.0	CF/CM/CU36C	1150	35.6	27.8	15.00	12.50
YCE36B22S	TMLX080C16MP11	21.0	CF/CM/CU42C	1150	35.8	27.8	15.00	12.75
YCE36B22S	TMLX080C16MP11	21.0	CF/CM/CU48C	1150	36.0	28.0	15.25	12.75
YCE36B22S	TMLX080C16MP11	21.0	CF/CM/CU48D	975	35.2	25.6	15.25	12.75
YCE36B22S	TMLX080C16MP11	21.0	CF/CM36D	975	34.8	25.6	15.25	12.75
YCE36B22S	TMLX080C16MP11	21.0	CF/CM42D	975	34.8	25.6	15.25	12.75
YCE36B22S	TMLX100C16MP11	21.0	CF/CM/CU36C	1150	35.6	27.8	15.00	12.50
YCE36B22S	TMLX100C16MP11	21.0	CF/CM/CU42C	1150	35.8	27.8	15.00	12.75
YCE36B22S	TMLX100C16MP11	21.0	CF/CM/CU48C	1150	36.0	28.0	15.25	12.75
YCE36B22S	TMLX100C16MP11	21.0	CF/CM/CU48D	975	35.2	25.6	15.25	12.75
YCE36B22S	TMLX100C16MP11	21.0	CF/CM36D	975	34.8	25.6	15.25	12.75
YCE36B22S	TMLX100C16MP11	21.0	CF/CM42D	975	34.8	25.6	15.25	12.75

**COOLING CAPACITY - With High Efficiency Motor Furnaces<sup>1</sup> (Continued)**

UNIT MODEL	FURNACE		COIL MODEL <sup>2</sup>	COOLING				
	MODEL	WIDTH		RATED CFM	NET MBH		SEER	EER
					TOTAL	SENS.		
YCE36B22S	TMLX100C20MP11	21.0	CF/CM/CU36C	1000	35.0	26.0	15.25	12.75
YCE36B22S	TMLX100C20MP11	21.0	CF/CM/CU42C	1000	35.4	26.0	15.50	13.00
YCE36B22S	TMLX100C20MP11	21.0	CF/CM/CU48C	1000	35.4	26.0	15.50	13.00
YCE36B22S	TMLX100C20MP11	21.0	CF/CM/CU48D	1000	35.4	26.0	15.50	13.00
YCE36B22S	TMLX100C20MP11	21.0	CF/CM36D	1000	35.0	26.0	15.50	12.75
YCE36B22S	TMLX100C20MP11	21.0	CF/CM42D	1000	35.4	26.0	15.50	13.00
YCE36B22S	TMLX120C20MP11	21.0	CF/CM/CU36C	1000	35.0	26.0	15.25	12.75
YCE36B22S	TMLX120C20MP11	21.0	CF/CM/CU42C	1000	35.4	26.0	15.50	13.00
YCE36B22S	TMLX120C20MP11	21.0	CF/CM/CU48C	1000	35.4	26.0	15.50	13.00
YCE36B22S	TMLX120C20MP11	21.0	CF/CM/CU48D	1000	35.4	26.0	15.50	13.00
YCE36B22S	TMLX120C20MP11	21.0	CF/CM36D	1000	35.0	26.0	15.50	12.75
YCE36B22S	TMLX120C20MP11	21.0	CF/CM42D	1000	35.4	26.0	15.50	13.00
YCE36B22S	TP9C060B12MP13C	17.5	CF/CM/CU36B	1000	34.6	25.6	14.25	12.00
YCE36B22S	TP9C060B12MP13C	17.5	CF/CM/CU36C	1000	34.6	25.6	14.50	12.25
YCE36B22S	TP9C060B12MP13C	17.5	CF/CM/CU42C	1000	35.0	25.8	14.50	12.25
YCE36B22S	TP9C060B12MP13C	17.5	CF/CM/CU48C	1000	35.0	25.8	14.50	12.25
YCE36B22S	TP9C060B12MP13C	17.5	CF42B	1000	34.8	25.6	14.25	12.25
YCE36B22S	TP9C080B12MP13C	17.5	CF/CM/CU36B	975	34.6	25.4	14.75	12.25
YCE36B22S	TP9C080B12MP13C	17.5	CF/CM/CU36C	1050	35.0	26.2	14.75	12.25
YCE36B22S	TP9C080B12MP13C	17.5	CF/CM/CU42C	1050	35.4	26.4	14.75	12.50
YCE36B22S	TP9C080B12MP13C	17.5	CF/CM/CU48C	1050	35.4	26.6	15.00	12.50
YCE36B22S	TP9C080B12MP13C	17.5	CF42B	975	34.6	25.2	14.75	12.25
YCE36B22S	TP9C080C16MP13C	21.0	CF/CM/CU36C	1025	35.0	26.0	15.00	12.50
YCE36B22S	TP9C080C16MP13C	21.0	CF/CM/CU42C	1025	35.2	26.2	15.00	12.50
YCE36B22S	TP9C080C16MP13C	21.0	CF/CM/CU48C	1025	35.4	26.2	15.00	12.50
YCE36B22S	TP9C080C16MP13C	21.0	CF/CM/CU48D	1025	35.4	26.2	15.00	12.50
YCE36B22S	TP9C080C16MP13C	21.0	CF/CM36D	1025	35.0	26.0	15.00	12.50
YCE36B22S	TP9C080C16MP13C	21.0	CF/CM42D	1025	35.2	26.2	15.00	12.50
YCE36B22S	TP9C100C16MP13C	21.0	CF/CM/CU36C	1000	35.0	25.8	15.25	12.75
YCE36B22S	TP9C100C16MP13C	21.0	CF/CM/CU42C	1000	35.2	26.0	15.25	12.75
YCE36B22S	TP9C100C16MP13C	21.0	CF/CM/CU48C	1075	35.8	27.0	15.25	12.75
YCE36B22S	TP9C100C16MP13C	21.0	CF/CM/CU48D	975	35.2	25.6	15.25	12.75
YCE36B22S	TP9C100C16MP13C	21.0	CF/CM36D	1075	35.4	27.0	15.25	12.75
YCE36B22S	TP9C100C16MP13C	21.0	CF/CM42D	1075	35.6	27.0	15.25	12.75
YCE36B22S	TP9C100C20MP13C	21.0	CF/CM/CU36C	1100	35.2	27.2	15.00	12.50
YCE36B22S	TP9C100C20MP13C	21.0	CF/CM/CU42C	1100	35.6	27.2	15.00	12.50
YCE36B22S	TP9C100C20MP13C	21.0	CF/CM/CU48C	1100	35.8	27.2	15.00	12.75
YCE36B22S	TP9C100C20MP13C	21.0	CF/CM/CU48D	1100	35.8	27.4	15.25	12.75
YCE36B22S	TP9C100C20MP13C	21.0	CF/CM36D	1100	35.4	27.2	15.00	12.50
YCE36B22S	TP9C100C20MP13C	21.0	CF/CM42D	1100	35.6	27.2	15.25	12.75
YCE36B22S	TP9C120D20MP13C	24.5	CF/CM/CU48D	1050	35.6	26.8	15.50	13.00
YCE36B22S	TP9C120D20MP13C	24.5	CF/CM36D	1050	35.2	26.6	15.25	12.75
YCE36B22S	TP9C120D20MP13C	24.5	CF/CM42D	1050	35.6	26.4	15.50	13.00
YCE36B22S	TPLC060A12MP13C	14.5	CF/CM/CU36B	975	34.6	25.4	14.75	12.25
YCE36B22S	TPLC060A12MP13C	14.5	CF/CM36A	975	34.4	25.2	14.50	12.00
YCE36B22S	TPLC060A12MP13C	14.5	CF42B	975	34.6	25.2	14.75	12.25
YCE36B22S	TPLC080B12MP13C	17.5	CF/CM/CU36B	1000	34.6	25.6	14.25	12.00
YCE36B22S	TPLC080B12MP13C	17.5	CF/CM/CU36C	1000	34.6	25.6	14.50	12.25
YCE36B22S	TPLC080B12MP13C	17.5	CF/CM/CU42C	1000	35.0	25.8	14.50	12.25
YCE36B22S	TPLC080B12MP13C	17.5	CF/CM/CU48C	1000	35.0	25.8	14.50	12.25
YCE36B22S	TPLC080B12MP13C	17.5	CF42B	1000	34.8	25.6	14.25	12.00
YCE36B22S	TPLC080C16MP13C	21.0	CF/CM/CU36C	1050	35.2	26.6	15.00	12.50
YCE36B22S	TPLC080C16MP13C	21.0	CF/CM/CU42C	1050	35.4	26.4	15.25	12.75



**COOLING CAPACITY - With High Efficiency Motor Furnaces<sup>1</sup> (Continued)**

UNIT MODEL	FURNACE		COIL MODEL <sup>2</sup>	COOLING				
	MODEL	WIDTH		RATED CFM	NET MBH		SEER	EER
					TOTAL	SENS.		
YCE36B22S	TPLC080C16MP13C	21.0	CF/CM/CU48C	1050	35.4	26.6	15.25	12.75
YCE36B22S	TPLC080C16MP13C	21.0	CF/CM/CU48D	1050	35.4	26.6	15.25	12.75
YCE36B22S	TPLC080C16MP13C	21.0	CF/CM36D	1050	35.2	26.6	15.25	12.75
YCE36B22S	TPLC080C16MP13C	21.0	CF/CM42D	1050	35.6	26.6	15.25	12.75
YCE36B22S	TPLC100C16MP13C	21.0	CF/CM/CU36C	1050	35.2	26.6	15.00	12.50
YCE36B22S	TPLC100C16MP13C	21.0	CF/CM/CU42C	1050	35.4	26.4	15.25	12.75
YCE36B22S	TPLC100C16MP13C	21.0	CF/CM/CU48C	1050	35.4	26.6	15.25	12.75
YCE36B22S	TPLC100C16MP13C	21.0	CF/CM/CU48D	1050	35.4	26.6	15.25	12.75
YCE36B22S	TPLC100C16MP13C	21.0	CF/CM36D	1050	35.2	26.6	15.25	12.75
YCE36B22S	TPLC100C16MP13C	21.0	CF/CM42D	1050	35.6	26.6	15.25	12.75
YCE36B22S	TPLC100C20MP13C	21.0	CF/CM/CU36C	1150	35.8	28.0	15.25	12.75
YCE36B22S	TPLC100C20MP13C	21.0	CF/CM/CU42C	1150	36.0	28.0	15.25	12.75
YCE36B22S	TPLC100C20MP13C	21.0	CF/CM/CU48C	1150	36.0	28.2	15.25	12.75
YCE36B22S	TPLC100C20MP13C	21.0	CF/CM/CU48D	1150	36.0	28.2	15.50	13.00
YCE36B22S	TPLC100C20MP13C	21.0	CF/CM36D	1150	35.8	28.0	15.25	12.75
YCE36B22S	TPLC100C20MP13C	21.0	CF/CM42D	1150	36.0	28.0	15.50	13.00
YCE36B22S	TPLC120C20MP13C	21.0	CF/CM/CU36C	1150	35.8	28.0	15.25	12.75
YCE36B22S	TPLC120C20MP13C	21.0	CF/CM/CU42C	1150	36.0	28.0	15.25	12.75
YCE36B22S	TPLC120C20MP13C	21.0	CF/CM/CU48C	1150	36.0	28.2	15.25	12.75
YCE36B22S	TPLC120C20MP13C	21.0	CF/CM/CU48D	1150	36.0	28.2	15.50	13.00
YCE36B22S	TPLC120C20MP13C	21.0	CF/CM36D	1150	35.8	28.0	15.25	12.75
YCE36B22S	TPLC120C20MP13C	21.0	CF/CM42D	1150	36.0	28.0	15.50	13.00
YCE36B22S	YP9C060B12MP13C	17.5	CF/CM/CU36B	1000	34.6	25.6	14.25	12.00
YCE36B22S	YP9C060B12MP13C	17.5	CF/CM/CU36C	1000	34.6	25.6	14.50	12.25
YCE36B22S	YP9C060B12MP13C	17.5	CF/CM/CU42C	1000	35.0	25.8	14.50	12.25
YCE36B22S	YP9C060B12MP13C	17.5	CF/CM/CU48C	1000	35.0	25.8	14.50	12.25
YCE36B22S	YP9C060B12MP13C	17.5	CF42B	1000	34.8	25.6	14.25	12.25
YCE36B22S	YP9C080B12MP13C	17.5	CF/CM/CU36B	975	34.6	25.4	14.75	12.25
YCE36B22S	YP9C080B12MP13C	17.5	CF/CM/CU36C	1050	35.0	26.2	14.75	12.25
YCE36B22S	YP9C080B12MP13C	17.5	CF/CM/CU42C	1050	35.4	26.4	14.75	12.50
YCE36B22S	YP9C080B12MP13C	17.5	CF/CM/CU48C	1050	35.4	26.6	15.00	12.50
YCE36B22S	YP9C080B12MP13C	17.5	CF42B	975	34.6	25.2	14.75	12.25
YCE36B22S	YP9C080C16MP13C	21.0	CF/CM/CU36C	1025	35.0	26.0	15.00	12.50
YCE36B22S	YP9C080C16MP13C	21.0	CF/CM/CU42C	1025	35.2	26.2	15.00	12.50
YCE36B22S	YP9C080C16MP13C	21.0	CF/CM/CU48C	1025	35.4	26.2	15.00	12.50
YCE36B22S	YP9C080C16MP13C	21.0	CF/CM/CU48D	1025	35.4	26.2	15.00	12.50
YCE36B22S	YP9C080C16MP13C	21.0	CF/CM36D	1025	35.0	26.0	15.00	12.50
YCE36B22S	YP9C080C16MP13C	21.0	CF/CM42D	1025	35.2	26.2	15.00	12.50
YCE36B22S	YP9C100C16MP13C	21.0	CF/CM/CU36C	1000	35.0	25.8	15.25	12.75
YCE36B22S	YP9C100C16MP13C	21.0	CF/CM/CU42C	1000	35.2	26.0	15.25	12.75
YCE36B22S	YP9C100C16MP13C	21.0	CF/CM/CU48C	1075	35.8	27.0	15.25	12.75
YCE36B22S	YP9C100C16MP13C	21.0	CF/CM/CU48D	975	35.2	25.6	15.25	12.75
YCE36B22S	YP9C100C16MP13C	21.0	CF/CM36D	1075	35.4	27.0	15.25	12.75
YCE36B22S	YP9C100C16MP13C	21.0	CF/CM42D	1075	35.6	27.0	15.25	12.75
YCE36B22S	YP9C100C20MP13C	21.0	CF/CM/CU36C	1100	35.2	27.2	15.00	12.50
YCE36B22S	YP9C100C20MP13C	21.0	CF/CM/CU42C	1100	35.6	27.2	15.00	12.50
YCE36B22S	YP9C100C20MP13C	21.0	CF/CM/CU48C	1100	35.8	27.2	15.00	12.75
YCE36B22S	YP9C100C20MP13C	21.0	CF/CM/CU48D	1100	35.8	27.4	15.25	12.75
YCE36B22S	YP9C100C20MP13C	21.0	CF/CM36D	1100	35.4	27.2	15.00	12.50
YCE36B22S	YP9C100C20MP13C	21.0	CF/CM42D	1100	35.6	27.2	15.25	12.75
YCE36B22S	YP9C120D20MP13C	24.5	CF/CM/CU48D	1050	35.6	26.8	15.50	13.00
YCE36B22S	YP9C120D20MP13C	24.5	CF/CM36D	1050	35.2	26.6	15.25	12.75
YCE36B22S	YP9C120D20MP13C	24.5	CF/CM42D	1050	35.6	26.4	15.50	13.00

**COOLING CAPACITY - With High Efficiency Motor Furnaces<sup>1</sup> (Continued)**

UNIT MODEL	FURNACE		COIL MODEL <sup>2</sup>	COOLING				
	MODEL	WIDTH		RATED CFM	NET MBH		SEER	EER
					TOTAL	SENS.		
YCE36B22S	YPLC060A12MP13C	14.5	CF/CM/CU36B	975	34.6	25.4	14.75	12.25
YCE36B22S	YPLC060A12MP13C	14.5	CF/CM36A	975	34.4	25.2	14.50	12.00
YCE36B22S	YPLC060A12MP13C	14.5	CF42B	975	34.6	25.2	14.75	12.25
YCE36B22S	YPLC080B12MP13C	17.5	CF/CM/CU36B	1000	34.6	25.6	14.25	12.00
YCE36B22S	YPLC080B12MP13C	17.5	CF/CM/CU36C	1000	34.6	25.6	14.50	12.25
YCE36B22S	YPLC080B12MP13C	17.5	CF/CM/CU42C	1000	35.0	25.8	14.50	12.25
YCE36B22S	YPLC080B12MP13C	17.5	CF/CM/CU48C	1000	35.0	25.8	14.50	12.25
YCE36B22S	YPLC080B12MP13C	17.5	CF42B	1000	34.8	25.6	14.25	12.00
YCE36B22S	YPLC080C16MP13C	21.0	CF/CM/CU36C	1050	35.2	26.6	15.00	12.50
YCE36B22S	YPLC080C16MP13C	21.0	CF/CM/CU42C	1050	35.4	26.4	15.25	12.75
YCE36B22S	YPLC080C16MP13C	21.0	CF/CM/CU48C	1050	35.4	26.6	15.25	12.75
YCE36B22S	YPLC080C16MP13C	21.0	CF/CM/CU48D	1050	35.4	26.6	15.25	12.75
YCE36B22S	YPLC080C16MP13C	21.0	CF/CM36D	1050	35.2	26.6	15.25	12.75
YCE36B22S	YPLC080C16MP13C	21.0	CF/CM42D	1050	35.6	26.6	15.25	12.75
YCE36B22S	YPLC100C16MP13C	21.0	CF/CM/CU36C	1050	35.2	26.6	15.00	12.50
YCE36B22S	YPLC100C16MP13C	21.0	CF/CM/CU42C	1050	35.4	26.4	15.25	12.75
YCE36B22S	YPLC100C16MP13C	21.0	CF/CM/CU48C	1050	35.4	26.6	15.25	12.75
YCE36B22S	YPLC100C16MP13C	21.0	CF/CM/CU48D	1050	35.4	26.6	15.25	12.75
YCE36B22S	YPLC100C16MP13C	21.0	CF/CM36D	1050	35.2	26.6	15.25	12.75
YCE36B22S	YPLC100C16MP13C	21.0	CF/CM42D	1050	35.6	26.6	15.25	12.75
YCE36B22S	YPLC100C20MP13C	21.0	CF/CM/CU36C	1150	35.8	28.0	15.25	12.75
YCE36B22S	YPLC100C20MP13C	21.0	CF/CM/CU42C	1150	36.0	28.0	15.25	12.75
YCE36B22S	YPLC100C20MP13C	21.0	CF/CM/CU48C	1150	36.0	28.2	15.25	12.75
YCE36B22S	YPLC100C20MP13C	21.0	CF/CM/CU48D	1150	36.0	28.2	15.50	13.00
YCE36B22S	YPLC100C20MP13C	21.0	CF/CM36D	1150	35.8	28.0	15.25	12.75
YCE36B22S	YPLC100C20MP13C	21.0	CF/CM42D	1150	36.0	28.0	15.50	13.00
YCE36B22S	YPLC120C20MP13C	21.0	CF/CM/CU36C	1150	35.8	28.0	15.25	12.75
YCE36B22S	YPLC120C20MP13C	21.0	CF/CM/CU42C	1150	36.0	28.0	15.25	12.75
YCE36B22S	YPLC120C20MP13C	21.0	CF/CM/CU48C	1150	36.0	28.2	15.25	12.75
YCE36B22S	YPLC120C20MP13C	21.0	CF/CM/CU48D	1150	36.0	28.2	15.50	13.00
YCE36B22S	YPLC120C20MP13C	21.0	CF/CM36D	1150	35.8	28.0	15.25	12.75
YCE36B22S	YPLC120C20MP13C	21.0	CF/CM42D	1150	36.0	28.0	15.50	13.00
YCE42B22S	TM8V060A12MP12C	14.5	CF42B	1275	40.5	30.6	14.00	12.00
YCE42B22S	TM8V080C16MP12C	21.0	CF/CM/CU42C	1200	41.0	30.2	14.75	12.50
YCE42B22S	TM8V080C16MP12C	21.0	CF/CM/CU48C	1200	41.5	31.0	15.00	12.50
YCE42B22S	TM8V080C16MP12C	21.0	CF/CM/CU48D	1200	41.5	31.0	15.00	12.50
YCE42B22S	TM8V080C16MP12C	21.0	CF/CM/CU60C	1200	41.5	30.4	14.75	12.50
YCE42B22S	TM8V080C16MP12C	21.0	CF/CM/CU60D	1200	41.5	30.8	15.00	12.50
YCE42B22S	TM8V080C16MP12C	21.0	CF/CM42D	1200	41.0	30.4	15.00	12.50
YCE42B22S	TM8V080C16MP12C	21.0	CF/CM64D	1200	42.0	30.8	15.25	12.75
YCE42B22S	TM8V100C16MP12C	21.0	CF/CM/CU42C	1200	41.0	30.2	14.75	12.50
YCE42B22S	TM8V100C16MP12C	21.0	CF/CM/CU48C	1200	41.5	31.0	15.00	12.50
YCE42B22S	TM8V100C16MP12C	21.0	CF/CM/CU48D	1200	41.5	31.0	15.00	12.50
YCE42B22S	TM8V100C16MP12C	21.0	CF/CM/CU60C	1200	41.5	30.4	14.75	12.50
YCE42B22S	TM8V100C16MP12C	21.0	CF/CM/CU60D	1200	41.5	30.8	15.00	12.50
YCE42B22S	TM8V100C16MP12C	21.0	CF/CM42D	1200	41.0	30.4	15.00	12.50
YCE42B22S	TM8V100C16MP12C	21.0	CF/CM64D	1200	42.0	30.8	15.25	12.75
YCE42B22S	TM8V100C20MP12C	21.0	CF/CM/CU42C	1225	41.5	31.0	15.00	12.50
YCE42B22S	TM8V100C20MP12C	21.0	CF/CM/CU48C	1225	41.5	31.2	15.25	12.75
YCE42B22S	TM8V100C20MP12C	21.0	CF/CM/CU48D	1225	41.5	31.2	15.25	12.75
YCE42B22S	TM8V100C20MP12C	21.0	CF/CM/CU60C	1225	41.5	30.8	15.00	12.50
YCE42B22S	TM8V100C20MP12C	21.0	CF/CM/CU60D	1225	42.0	31.2	15.25	12.75
YCE42B22S	TM8V100C20MP12C	21.0	CF/CM42D	1325	42.0	32.4	15.25	12.75



**COOLING CAPACITY - With High Efficiency Motor Furnaces<sup>1</sup> (Continued)**

UNIT MODEL	FURNACE		COIL MODEL <sup>2</sup>	COOLING				
	MODEL	WIDTH		RATED CFM	NET MBH		SEER	EER
					TOTAL	SENS.		
YCE42B22S	TM8V100C20MP12C	21.0	CF/CM64D	1225	42.0	31.2	15.50	12.75
YCE42B22S	TM8V120C20MP12C	21.0	CF/CM/CU42C	1225	41.5	31.0	15.00	12.50
YCE42B22S	TM8V120C20MP12C	21.0	CF/CM/CU48C	1225	41.5	31.2	15.25	12.75
YCE42B22S	TM8V120C20MP12C	21.0	CF/CM/CU48D	1225	41.5	31.2	15.25	12.75
YCE42B22S	TM8V120C20MP12C	21.0	CF/CM/CU60C	1225	41.5	30.8	15.00	12.50
YCE42B22S	TM8V120C20MP12C	21.0	CF/CM/CU60D	1225	42.0	31.2	15.25	12.75
YCE42B22S	TM8V120C20MP12C	21.0	CF/CM42D	1325	42.0	32.4	15.25	12.75
YCE42B22S	TM8V120C20MP12C	21.0	CF/CM64D	1225	42.0	31.2	15.50	12.75
YCE42B22S	TM8X080B12MP11	17.5	CF/CM/CU42C	1200	40.5	30.0	14.50	12.25
YCE42B22S	TM8X080B12MP11	17.5	CF/CM/CU48C	1200	41.0	30.6	14.50	12.25
YCE42B22S	TM8X080B12MP11	17.5	CF/CM/CU60C	1200	41.0	30.0	14.50	12.25
YCE42B22S	TM8X080C16MP11	21.0	CF/CM/CU42C	1375	42.0	32.6	14.50	12.25
YCE42B22S	TM8X080C16MP11	21.0	CF/CM/CU48C	1375	42.0	33.2	14.50	12.50
YCE42B22S	TM8X080C16MP11	21.0	CF/CM/CU48D	1400	42.0	33.0	14.50	12.50
YCE42B22S	TM8X080C16MP11	21.0	CF/CM/CU60C	1375	42.0	31.8	14.50	12.50
YCE42B22S	TM8X080C16MP11	21.0	CF/CM/CU60D	1175	41.5	30.6	15.25	12.75
YCE42B22S	TM8X080C16MP11	21.0	CF/CM42D	1175	41.0	30.2	15.00	12.50
YCE42B22S	TM8X080C16MP11	21.0	CF/CM64D	1375	42.0	32.2	15.00	12.50
YCE42B22S	TM8X100C16MP11	21.0	CF/CM/CU42C	1375	42.0	32.6	14.50	12.25
YCE42B22S	TM8X100C16MP11	21.0	CF/CM/CU48C	1375	42.0	33.2	14.50	12.50
YCE42B22S	TM8X100C16MP11	21.0	CF/CM/CU48D	1400	42.0	33.0	14.50	12.50
YCE42B22S	TM8X100C16MP11	21.0	CF/CM/CU60C	1375	42.0	31.8	14.50	12.50
YCE42B22S	TM8X100C16MP11	21.0	CF/CM/CU60D	1175	41.5	30.6	15.25	12.75
YCE42B22S	TM8X100C16MP11	21.0	CF/CM42D	1175	41.0	30.2	15.00	12.50
YCE42B22S	TM8X100C16MP11	21.0	CF/CM64D	1375	42.0	32.2	15.00	12.50
YCE42B22S	TM8X100C20MP11	21.0	CF/CM/CU42C	1225	41.5	31.0	15.25	12.75
YCE42B22S	TM8X100C20MP11	21.0	CF/CM/CU48C	1225	41.5	31.2	15.25	12.75
YCE42B22S	TM8X100C20MP11	21.0	CF/CM/CU48D	1250	42.0	31.6	15.25	12.75
YCE42B22S	TM8X100C20MP11	21.0	CF/CM/CU60C	1225	41.5	30.6	15.00	12.50
YCE42B22S	TM8X100C20MP11	21.0	CF/CM/CU60D	1250	42.0	31.6	15.50	12.75
YCE42B22S	TM8X100C20MP11	21.0	CF/CM42D	1250	41.5	31.2	15.25	12.75
YCE42B22S	TM8X100C20MP11	21.0	CF/CM64D	1225	42.0	31.2	15.50	12.75
YCE42B22S	TM8X120C20MP11	21.0	CF/CM/CU42C	1225	41.5	31.0	15.25	12.75
YCE42B22S	TM8X120C20MP11	21.0	CF/CM/CU48C	1225	41.5	31.2	15.25	12.75
YCE42B22S	TM8X120C20MP11	21.0	CF/CM/CU48D	1250	42.0	31.6	15.25	12.75
YCE42B22S	TM8X120C20MP11	21.0	CF/CM/CU60C	1225	41.5	30.6	15.00	12.50
YCE42B22S	TM8X120C20MP11	21.0	CF/CM/CU60D	1250	42.0	31.6	15.50	12.75
YCE42B22S	TM8X120C20MP11	21.0	CF/CM42D	1250	41.5	31.2	15.25	12.75
YCE42B22S	TM8X120C20MP11	21.0	CF/CM64D	1225	42.0	31.2	15.50	12.75
YCE42B22S	TM8Y080B12MP11	17.5	CF/CM/CU42C	1200	40.5	30.0	14.50	12.25
YCE42B22S	TM8Y080B12MP11	17.5	CF/CM/CU48C	1200	41.0	30.6	14.50	12.25
YCE42B22S	TM8Y080B12MP11	17.5	CF/CM/CU60C	1200	41.0	30.0	14.50	12.25
YCE42B22S	TM8Y080C16MP11	21.0	CF/CM/CU42C	1375	42.0	32.6	14.50	12.25
YCE42B22S	TM8Y080C16MP11	21.0	CF/CM/CU48C	1375	42.0	33.2	14.50	12.50
YCE42B22S	TM8Y080C16MP11	21.0	CF/CM/CU48D	1400	42.0	33.0	14.50	12.50
YCE42B22S	TM8Y080C16MP11	21.0	CF/CM/CU60C	1375	42.0	31.8	14.50	12.50
YCE42B22S	TM8Y080C16MP11	21.0	CF/CM/CU60D	1175	41.5	30.6	15.25	12.75
YCE42B22S	TM8Y080C16MP11	21.0	CF/CM42D	1175	41.0	30.2	15.00	12.50
YCE42B22S	TM8Y080C16MP11	21.0	CF/CM64D	1375	42.0	32.2	15.00	12.50
YCE42B22S	TM8Y100C16MP11	21.0	CF/CM/CU42C	1375	42.0	32.6	14.50	12.25
YCE42B22S	TM8Y100C16MP11	21.0	CF/CM/CU48C	1375	42.0	33.2	14.50	12.50
YCE42B22S	TM8Y100C16MP11	21.0	CF/CM/CU48D	1400	42.0	33.0	14.50	12.50
YCE42B22S	TM8Y100C16MP11	21.0	CF/CM/CU60C	1375	42.0	31.8	14.50	12.50

**COOLING CAPACITY - With High Efficiency Motor Furnaces<sup>1</sup> (Continued)**

UNIT MODEL	FURNACE		COIL MODEL <sup>2</sup>	COOLING				
	MODEL	WIDTH		RATED CFM	NET MBH		SEER	EER
					TOTAL	SENS.		
YCE42B22S	TM8Y100C16MP11	21.0	CF/CM/CU60D	1175	41.5	30.6	15.25	12.75
YCE42B22S	TM8Y100C16MP11	21.0	CF/CM42D	1175	41.0	30.2	15.00	12.50
YCE42B22S	TM8Y100C16MP11	21.0	CF/CM64D	1375	42.0	32.2	15.00	12.50
YCE42B22S	TM8Y100C20MP11	21.0	CF/CM/CU42C	1225	41.5	31.0	15.25	12.75
YCE42B22S	TM8Y100C20MP11	21.0	CF/CM/CU48C	1225	41.5	31.2	15.25	12.75
YCE42B22S	TM8Y100C20MP11	21.0	CF/CM/CU48D	1250	42.0	31.6	15.25	12.75
YCE42B22S	TM8Y100C20MP11	21.0	CF/CM/CU60C	1225	41.5	30.6	15.00	12.50
YCE42B22S	TM8Y100C20MP11	21.0	CF/CM/CU60D	1250	42.0	31.6	15.50	12.75
YCE42B22S	TM8Y100C20MP11	21.0	CF/CM42D	1250	41.5	31.2	15.25	12.75
YCE42B22S	TM8Y100C20MP11	21.0	CF/CM64D	1225	42.0	31.2	15.50	12.75
YCE42B22S	TM8Y120C20MP11	21.0	CF/CM/CU42C	1225	41.5	31.0	15.25	12.75
YCE42B22S	TM8Y120C20MP11	21.0	CF/CM/CU48C	1225	41.5	31.2	15.25	12.75
YCE42B22S	TM8Y120C20MP11	21.0	CF/CM/CU48D	1250	42.0	31.6	15.25	12.75
YCE42B22S	TM8Y120C20MP11	21.0	CF/CM/CU60C	1225	41.5	30.6	15.00	12.50
YCE42B22S	TM8Y120C20MP11	21.0	CF/CM/CU60D	1250	42.0	31.6	15.50	12.75
YCE42B22S	TM8Y120C20MP11	21.0	CF/CM42D	1250	41.5	31.2	15.25	12.75
YCE42B22S	TM8Y120C20MP11	21.0	CF/CM64D	1225	42.0	31.2	15.50	12.75
YCE42B22S	TM9E080B12MP11	17.5	CF/CM/CU42C	1175	40.5	30.0	14.50	12.25
YCE42B22S	TM9E080B12MP11	17.5	CF/CM/CU48C	1200	41.0	30.6	14.50	12.25
YCE42B22S	TM9E080B12MP11	17.5	CF/CM/CU60C	1175	41.0	29.8	14.25	12.25
YCE42B22S	TM9E080C16MP11	21.0	CF/CM/CU42C	1250	41.5	31.2	14.50	12.25
YCE42B22S	TM9E080C16MP11	21.0	CF/CM/CU48C	1275	41.5	31.4	14.50	12.50
YCE42B22S	TM9E080C16MP11	21.0	CF/CM/CU48D	1275	41.5	31.4	14.50	12.50
YCE42B22S	TM9E080C16MP11	21.0	CF/CM/CU60C	1250	41.5	31.0	14.50	12.25
YCE42B22S	TM9E080C16MP11	21.0	CF/CM/CU60D	1275	42.0	31.8	14.75	12.50
YCE42B22S	TM9E080C16MP11	21.0	CF/CM42D	1275	41.5	31.4	14.50	12.25
YCE42B22S	TM9E080C16MP11	21.0	CF/CM64D	1275	42.0	31.6	14.75	12.50
YCE42B22S	TM9E100C16MP11	21.0	CF/CM/CU42C	1275	41.5	31.4	14.75	12.50
YCE42B22S	TM9E100C16MP11	21.0	CF/CM/CU48C	1275	41.5	31.4	14.75	12.50
YCE42B22S	TM9E100C16MP11	21.0	CF/CM/CU48D	1175	41.5	30.8	15.00	12.50
YCE42B22S	TM9E100C16MP11	21.0	CF/CM/CU60C	1275	41.5	30.6	14.50	12.50
YCE42B22S	TM9E100C16MP11	21.0	CF/CM/CU60D	1175	41.5	30.6	15.00	12.50
YCE42B22S	TM9E100C16MP11	21.0	CF/CM42D	1175	41.0	30.2	15.00	12.50
YCE42B22S	TM9E100C16MP11	21.0	CF/CM64D	1275	42.0	31.6	15.00	12.50
YCE42B22S	TM9E100C20MP11	21.0	CF/CM/CU42C	1175	41.0	30.2	15.00	12.50
YCE42B22S	TM9E100C20MP11	21.0	CF/CM/CU48C	1175	41.5	30.8	15.00	12.50
YCE42B22S	TM9E100C20MP11	21.0	CF/CM/CU48D	1200	41.5	31.0	15.00	12.50
YCE42B22S	TM9E100C20MP11	21.0	CF/CM/CU60C	1175	41.0	29.8	14.75	12.50
YCE42B22S	TM9E100C20MP11	21.0	CF/CM/CU60D	1200	42.0	31.0	15.00	12.50
YCE42B22S	TM9E100C20MP11	21.0	CF/CM42D	1200	41.0	30.4	15.00	12.50
YCE42B22S	TM9E100C20MP11	21.0	CF/CM64D	1175	42.0	31.0	15.25	12.75
YCE42B22S	TM9E120D20MP11	24.5	CF/CM/CU48D	1250	42.0	31.6	15.25	12.75
YCE42B22S	TM9E120D20MP11	24.5	CF/CM/CU60D	1250	42.0	31.6	15.25	12.75
YCE42B22S	TM9E120D20MP11	24.5	CF/CM42D	1250	41.5	31.2	15.00	12.50
YCE42B22S	TM9E120D20MP11	24.5	CF/CM64D	1250	42.0	31.4	15.50	12.75
YCE42B22S	TM9V080B12MP12C	17.5	CF/CM/CU42C	1250	41.0	31.0	14.25	12.00
YCE42B22S	TM9V080B12MP12C	17.5	CF/CM/CU48C	1250	41.5	31.2	14.25	12.25
YCE42B22S	TM9V080B12MP12C	17.5	CF/CM/CU60C	1250	41.0	30.6	14.25	12.25
YCE42B22S	TM9V080B12MP12C	17.5	CF42B	1175	40.5	29.8	14.00	12.00
YCE42B22S	TM9V080C16MP12C	21.0	CF/CM/CU42C	1225	41.0	30.6	14.50	12.25
YCE42B22S	TM9V080C16MP12C	21.0	CF/CM/CU48C	1225	41.5	31.2	14.50	12.50
YCE42B22S	TM9V080C16MP12C	21.0	CF/CM/CU48D	1225	41.5	31.2	14.75	12.50
YCE42B22S	TM9V080C16MP12C	21.0	CF/CM/CU60C	1225	41.0	30.2	14.50	12.25

**COOLING CAPACITY - With High Efficiency Motor Furnaces<sup>1</sup> (Continued)**

UNIT MODEL	FURNACE		COIL MODEL <sup>2</sup>	COOLING				
	MODEL	WIDTH		RATED CFM	NET MBH		SEER	EER
					TOTAL	SENS.		
YCE42B22S	TM9V080C16MP12C	21.0	CF/CM/CU60D	1225	42.0	31.2	14.75	12.50
YCE42B22S	TM9V080C16MP12C	21.0	CF/CM42D	1225	41.0	30.6	14.75	12.50
YCE42B22S	TM9V080C16MP12C	21.0	CF/CM64D	1225	42.0	31.0	15.00	12.50
YCE42B22S	TM9V100C16MP12C	21.0	CF/CM/CU42C	1175	41.0	30.2	15.00	12.50
YCE42B22S	TM9V100C16MP12C	21.0	CF/CM/CU48C	1175	41.5	30.8	15.00	12.50
YCE42B22S	TM9V100C16MP12C	21.0	CF/CM/CU48D	1175	41.5	30.8	15.00	12.50
YCE42B22S	TM9V100C16MP12C	21.0	CF/CM/CU60C	1225	41.5	30.8	15.00	12.50
YCE42B22S	TM9V100C16MP12C	21.0	CF/CM/CU60D	1175	41.5	30.6	15.25	12.75
YCE42B22S	TM9V100C16MP12C	21.0	CF/CM42D	1175	41.0	30.2	15.00	12.50
YCE42B22S	TM9V100C16MP12C	21.0	CF/CM64D	1175	42.0	31.0	15.25	12.75
YCE42B22S	TM9V100C20MP12C	21.0	CF/CM/CU42C	1225	41.5	31.0	14.75	12.50
YCE42B22S	TM9V100C20MP12C	21.0	CF/CM/CU48C	1225	41.5	31.2	15.00	12.50
YCE42B22S	TM9V100C20MP12C	21.0	CF/CM/CU48D	1225	41.5	31.2	15.00	12.50
YCE42B22S	TM9V100C20MP12C	21.0	CF/CM/CU60C	1225	41.5	30.8	14.75	12.50
YCE42B22S	TM9V100C20MP12C	21.0	CF/CM/CU60D	1225	42.0	31.2	15.00	12.50
YCE42B22S	TM9V100C20MP12C	21.0	CF/CM42D	1225	41.5	31.0	15.00	12.50
YCE42B22S	TM9V100C20MP12C	21.0	CF/CM64D	1225	42.0	31.2	15.25	12.75
YCE42B22S	TM9V120D20MP12C	24.5	CF/CM/CU48D	1200	41.5	31.0	15.25	12.75
YCE42B22S	TM9V120D20MP12C	24.5	CF/CM/CU60D	1250	42.0	31.6	15.25	12.75
YCE42B22S	TM9V120D20MP12C	24.5	CF/CM42D	1200	41.5	30.8	15.25	12.75
YCE42B22S	TM9V120D20MP12C	24.5	CF/CM64D	1200	42.0	31.0	15.50	12.75
YCE42B22S	TM9Y080B12MP11	17.5	CF/CM/CU42C	1175	40.5	30.0	14.50	12.25
YCE42B22S	TM9Y080B12MP11	17.5	CF/CM/CU48C	1200	41.0	30.6	14.50	12.25
YCE42B22S	TM9Y080B12MP11	17.5	CF/CM/CU60C	1175	41.0	29.8	14.25	12.25
YCE42B22S	TM9Y080C16MP11	21.0	CF/CM/CU42C	1250	41.5	31.2	14.50	12.25
YCE42B22S	TM9Y080C16MP11	21.0	CF/CM/CU48C	1275	41.5	31.4	14.50	12.50
YCE42B22S	TM9Y080C16MP11	21.0	CF/CM/CU48D	1275	41.5	31.4	14.50	12.50
YCE42B22S	TM9Y080C16MP11	21.0	CF/CM/CU60C	1250	41.5	31.0	14.50	12.25
YCE42B22S	TM9Y080C16MP11	21.0	CF/CM/CU60D	1275	42.0	31.8	14.75	12.50
YCE42B22S	TM9Y080C16MP11	21.0	CF/CM42D	1275	41.5	31.4	14.50	12.25
YCE42B22S	TM9Y080C16MP11	21.0	CF/CM64D	1275	42.0	31.6	14.75	12.50
YCE42B22S	TM9Y100C16MP11	21.0	CF/CM/CU42C	1275	41.5	31.4	14.75	12.50
YCE42B22S	TM9Y100C16MP11	21.0	CF/CM/CU48C	1275	41.5	31.4	14.75	12.50
YCE42B22S	TM9Y100C16MP11	21.0	CF/CM/CU48D	1175	41.5	30.8	15.00	12.50
YCE42B22S	TM9Y100C16MP11	21.0	CF/CM/CU60C	1275	41.5	30.6	14.50	12.50
YCE42B22S	TM9Y100C16MP11	21.0	CF/CM/CU60D	1175	41.5	30.6	15.00	12.50
YCE42B22S	TM9Y100C16MP11	21.0	CF/CM42D	1175	41.0	30.2	15.00	12.50
YCE42B22S	TM9Y100C16MP11	21.0	CF/CM64D	1275	42.0	31.6	15.00	12.50
YCE42B22S	TM9Y100C20MP11	21.0	CF/CM/CU42C	1175	41.0	30.2	15.00	12.50
YCE42B22S	TM9Y100C20MP11	21.0	CF/CM/CU48C	1175	41.5	30.8	15.00	12.50
YCE42B22S	TM9Y100C20MP11	21.0	CF/CM/CU48D	1200	41.5	31.0	15.00	12.50
YCE42B22S	TM9Y100C20MP11	21.0	CF/CM/CU60C	1175	41.0	29.8	14.75	12.50
YCE42B22S	TM9Y100C20MP11	21.0	CF/CM/CU60D	1200	42.0	31.0	15.00	12.50
YCE42B22S	TM9Y100C20MP11	21.0	CF/CM42D	1200	41.0	30.4	15.00	12.50
YCE42B22S	TM9Y100C20MP11	21.0	CF/CM64D	1175	42.0	31.0	15.25	12.75
YCE42B22S	TM9Y120D20MP11	24.5	CF/CM/CU48D	1250	42.0	31.6	15.25	12.75
YCE42B22S	TM9Y120D20MP11	24.5	CF/CM/CU60D	1250	42.0	31.6	15.25	12.75
YCE42B22S	TM9Y120D20MP11	24.5	CF/CM42D	1250	41.5	31.2	15.00	12.50
YCE42B22S	TM9Y120D20MP11	24.5	CF/CM64D	1250	42.0	31.4	15.50	12.75
YCE42B22S	TMLV060A12MP12C	14.5	CF42B	1275	40.5	30.6	14.00	12.00
YCE42B22S	TMLV080C16MP12C	21.0	CF/CM/CU42C	1200	41.0	30.2	14.75	12.50
YCE42B22S	TMLV080C16MP12C	21.0	CF/CM/CU48C	1200	41.5	31.0	15.00	12.50
YCE42B22S	TMLV080C16MP12C	21.0	CF/CM/CU48D	1200	41.5	31.0	15.00	12.50

**COOLING CAPACITY - With High Efficiency Motor Furnaces<sup>1</sup> (Continued)**

UNIT MODEL	FURNACE		COIL MODEL <sup>2</sup>	COOLING				
	MODEL	WIDTH		RATED CFM	NET MBH		SEER	EER
					TOTAL	SENS.		
YCE42B22S	TMLV080C16MP12C	21.0	CF/CM/CU60C	1200	41.5	30.4	14.75	12.50
YCE42B22S	TMLV080C16MP12C	21.0	CF/CM/CU60D	1200	41.5	30.8	15.00	12.50
YCE42B22S	TMLV080C16MP12C	21.0	CF/CM42D	1200	41.0	30.4	15.00	12.50
YCE42B22S	TMLV080C16MP12C	21.0	CF/CM64D	1200	42.0	30.8	15.25	12.75
YCE42B22S	TMLV100C16MP12C	21.0	CF/CM/CU42C	1200	41.0	30.2	14.75	12.50
YCE42B22S	TMLV100C16MP12C	21.0	CF/CM/CU48C	1200	41.5	31.0	15.00	12.50
YCE42B22S	TMLV100C16MP12C	21.0	CF/CM/CU48D	1200	41.5	31.0	15.00	12.50
YCE42B22S	TMLV100C16MP12C	21.0	CF/CM/CU60C	1200	41.5	30.4	14.75	12.50
YCE42B22S	TMLV100C16MP12C	21.0	CF/CM/CU60D	1200	41.5	30.8	15.00	12.50
YCE42B22S	TMLV100C16MP12C	21.0	CF/CM42D	1200	41.0	30.4	15.00	12.50
YCE42B22S	TMLV100C16MP12C	21.0	CF/CM64D	1200	42.0	30.8	15.25	12.75
YCE42B22S	TMLV100C20MP12C	21.0	CF/CM/CU42C	1225	41.5	31.0	15.00	12.50
YCE42B22S	TMLV100C20MP12C	21.0	CF/CM/CU48C	1225	41.5	31.2	15.25	12.75
YCE42B22S	TMLV100C20MP12C	21.0	CF/CM/CU48D	1225	41.5	31.2	15.25	12.75
YCE42B22S	TMLV100C20MP12C	21.0	CF/CM/CU60C	1225	41.5	30.8	15.00	12.50
YCE42B22S	TMLV100C20MP12C	21.0	CF/CM/CU60D	1225	42.0	31.2	15.25	12.75
YCE42B22S	TMLV100C20MP12C	21.0	CF/CM42D	1325	42.0	32.4	15.25	12.75
YCE42B22S	TMLV100C20MP12C	21.0	CF/CM64D	1225	42.0	31.2	15.50	12.75
YCE42B22S	TMLV120C20MP12C	21.0	CF/CM/CU42C	1225	41.5	31.0	15.00	12.50
YCE42B22S	TMLV120C20MP12C	21.0	CF/CM/CU48C	1225	41.5	31.2	15.25	12.75
YCE42B22S	TMLV120C20MP12C	21.0	CF/CM/CU48D	1225	41.5	31.2	15.25	12.75
YCE42B22S	TMLV120C20MP12C	21.0	CF/CM/CU60C	1225	41.5	30.8	15.00	12.50
YCE42B22S	TMLV120C20MP12C	21.0	CF/CM/CU60D	1225	42.0	31.2	15.25	12.75
YCE42B22S	TMLV120C20MP12C	21.0	CF/CM42D	1325	42.0	32.4	15.25	12.75
YCE42B22S	TMLV120C20MP12C	21.0	CF/CM64D	1225	42.0	31.2	15.50	12.75
YCE42B22S	TMLX080B12MP11	17.5	CF/CM/CU42C	1200	40.5	30.0	14.50	12.25
YCE42B22S	TMLX080B12MP11	17.5	CF/CM/CU48C	1200	41.0	30.6	14.50	12.25
YCE42B22S	TMLX080B12MP11	17.5	CF/CM/CU60C	1200	41.0	30.0	14.50	12.25
YCE42B22S	TMLX080C16MP11	21.0	CF/CM/CU42C	1375	42.0	32.6	14.50	12.25
YCE42B22S	TMLX080C16MP11	21.0	CF/CM/CU48C	1375	42.0	33.2	14.50	12.50
YCE42B22S	TMLX080C16MP11	21.0	CF/CM/CU48D	1400	42.0	33.0	14.50	12.50
YCE42B22S	TMLX080C16MP11	21.0	CF/CM/CU60C	1375	42.0	31.8	14.50	12.50
YCE42B22S	TMLX080C16MP11	21.0	CF/CM/CU60D	1175	41.5	30.6	15.25	12.75
YCE42B22S	TMLX080C16MP11	21.0	CF/CM42D	1175	41.0	30.2	15.00	12.50
YCE42B22S	TMLX080C16MP11	21.0	CF/CM64D	1375	42.0	32.2	15.00	12.50
YCE42B22S	TMLX100C16MP11	21.0	CF/CM/CU42C	1375	42.0	32.6	14.50	12.25
YCE42B22S	TMLX100C16MP11	21.0	CF/CM/CU48C	1375	42.0	33.2	14.50	12.50
YCE42B22S	TMLX100C16MP11	21.0	CF/CM/CU48D	1400	42.0	33.0	14.50	12.50
YCE42B22S	TMLX100C16MP11	21.0	CF/CM/CU60C	1375	42.0	31.8	14.50	12.50
YCE42B22S	TMLX100C16MP11	21.0	CF/CM/CU60D	1175	41.5	30.6	15.25	12.75
YCE42B22S	TMLX100C16MP11	21.0	CF/CM42D	1175	41.0	30.2	15.00	12.50
YCE42B22S	TMLX100C16MP11	21.0	CF/CM64D	1375	42.0	32.2	15.00	12.50
YCE42B22S	TMLX100C20MP11	21.0	CF/CM/CU42C	1225	41.5	31.0	15.25	12.75
YCE42B22S	TMLX100C20MP11	21.0	CF/CM/CU48C	1225	41.5	31.2	15.25	12.75
YCE42B22S	TMLX100C20MP11	21.0	CF/CM/CU48D	1250	42.0	31.6	15.25	12.75
YCE42B22S	TMLX100C20MP11	21.0	CF/CM/CU60C	1225	41.5	30.6	15.00	12.50
YCE42B22S	TMLX100C20MP11	21.0	CF/CM/CU60D	1250	42.0	31.6	15.50	12.75
YCE42B22S	TMLX100C20MP11	21.0	CF/CM42D	1250	41.5	31.2	15.25	12.75
YCE42B22S	TMLX100C20MP11	21.0	CF/CM64D	1225	42.0	31.2	15.50	12.75
YCE42B22S	TMLX120C20MP11	21.0	CF/CM/CU42C	1225	41.5	31.0	15.25	12.75
YCE42B22S	TMLX120C20MP11	21.0	CF/CM/CU48C	1225	41.5	31.2	15.25	12.75
YCE42B22S	TMLX120C20MP11	21.0	CF/CM/CU48D	1250	42.0	31.6	15.25	12.75
YCE42B22S	TMLX120C20MP11	21.0	CF/CM/CU60C	1225	41.5	30.6	15.00	12.50

**COOLING CAPACITY - With High Efficiency Motor Furnaces<sup>1</sup> (Continued)**

UNIT MODEL	FURNACE		COIL MODEL <sup>2</sup>	COOLING				
	MODEL	WIDTH		RATED CFM	NET MBH		SEER	EER
					TOTAL	SENS.		
YCE42B22S	TMLX120C20MP11	21.0	CF/CM/CU60D	1250	42.0	31.6	15.50	12.75
YCE42B22S	TMLX120C20MP11	21.0	CF/CM42D	1250	41.5	31.2	15.25	12.75
YCE42B22S	TMLX120C20MP11	21.0	CF/CM64D	1225	42.0	31.2	15.50	12.75
YCE42B22S	TP9C080B12MP13C	17.5	CF/CM/CU42C	1250	41.0	31.0	14.25	12.00
YCE42B22S	TP9C080B12MP13C	17.5	CF/CM/CU48C	1250	41.5	31.2	14.25	12.25
YCE42B22S	TP9C080B12MP13C	17.5	CF/CM/CU60C	1250	41.0	30.6	14.25	12.25
YCE42B22S	TP9C080B12MP13C	17.5	CF42B	1175	40.5	29.8	14.00	12.00
YCE42B22S	TP9C080C16MP13C	21.0	CF/CM/CU42C	1225	41.0	30.6	14.50	12.25
YCE42B22S	TP9C080C16MP13C	21.0	CF/CM/CU48C	1225	41.5	31.2	14.50	12.50
YCE42B22S	TP9C080C16MP13C	21.0	CF/CM/CU48D	1225	41.5	31.2	14.75	12.50
YCE42B22S	TP9C080C16MP13C	21.0	CF/CM/CU60C	1225	41.0	30.2	14.50	12.25
YCE42B22S	TP9C080C16MP13C	21.0	CF/CM/CU60D	1225	42.0	31.2	14.75	12.50
YCE42B22S	TP9C080C16MP13C	21.0	CF/CM42D	1225	41.0	30.6	14.75	12.50
YCE42B22S	TP9C080C16MP13C	21.0	CF/CM64D	1225	42.0	31.0	15.00	12.50
YCE42B22S	TP9C100C16MP13C	21.0	CF/CM/CU42C	1175	41.0	30.2	15.00	12.50
YCE42B22S	TP9C100C16MP13C	21.0	CF/CM/CU48C	1175	41.5	30.8	15.00	12.50
YCE42B22S	TP9C100C16MP13C	21.0	CF/CM/CU48D	1175	41.5	30.8	15.00	12.50
YCE42B22S	TP9C100C16MP13C	21.0	CF/CM/CU60C	1225	41.5	30.8	15.00	12.50
YCE42B22S	TP9C100C16MP13C	21.0	CF/CM/CU60D	1175	41.5	30.6	15.25	12.75
YCE42B22S	TP9C100C16MP13C	21.0	CF/CM42D	1175	41.0	30.2	15.00	12.50
YCE42B22S	TP9C100C16MP13C	21.0	CF/CM64D	1175	42.0	31.0	15.25	12.75
YCE42B22S	TP9C100C20MP13C	21.0	CF/CM/CU42C	1225	41.5	31.0	14.75	12.50
YCE42B22S	TP9C100C20MP13C	21.0	CF/CM/CU48C	1225	41.5	31.2	15.00	12.50
YCE42B22S	TP9C100C20MP13C	21.0	CF/CM/CU48D	1225	41.5	31.2	15.00	12.50
YCE42B22S	TP9C100C20MP13C	21.0	CF/CM/CU60C	1225	41.5	30.8	14.75	12.50
YCE42B22S	TP9C100C20MP13C	21.0	CF/CM/CU60D	1225	42.0	31.2	15.00	12.50
YCE42B22S	TP9C100C20MP13C	21.0	CF/CM42D	1225	41.5	31.0	15.00	12.50
YCE42B22S	TP9C100C20MP13C	21.0	CF/CM64D	1225	42.0	31.2	15.25	12.75
YCE42B22S	TP9C120D20MP13C	24.5	CF/CM/CU48D	1200	41.5	31.0	15.25	12.75
YCE42B22S	TP9C120D20MP13C	24.5	CF/CM/CU60D	1250	42.0	31.6	15.25	12.75
YCE42B22S	TP9C120D20MP13C	24.5	CF/CM42D	1200	41.5	30.8	15.25	12.75
YCE42B22S	TP9C120D20MP13C	24.5	CF/CM64D	1200	42.0	31.0	15.50	12.75
YCE42B22S	TPLC060A12MP13C	14.5	CF42B	1275	40.5	30.6	14.00	12.00
YCE42B22S	TPLC080C16MP13C	21.0	CF/CM/CU42C	1200	41.0	30.2	14.75	12.50
YCE42B22S	TPLC080C16MP13C	21.0	CF/CM/CU48C	1200	41.5	31.0	15.00	12.50
YCE42B22S	TPLC080C16MP13C	21.0	CF/CM/CU48D	1200	41.5	31.0	15.00	12.50
YCE42B22S	TPLC080C16MP13C	21.0	CF/CM/CU60C	1200	41.5	30.4	14.75	12.50
YCE42B22S	TPLC080C16MP13C	21.0	CF/CM/CU60D	1200	41.5	30.8	15.00	12.50
YCE42B22S	TPLC080C16MP13C	21.0	CF/CM42D	1200	41.0	30.4	15.00	12.50
YCE42B22S	TPLC080C16MP13C	21.0	CF/CM64D	1200	42.0	30.8	15.25	12.75
YCE42B22S	TPLC100C16MP13C	21.0	CF/CM/CU42C	1200	41.0	30.2	14.75	12.50
YCE42B22S	TPLC100C16MP13C	21.0	CF/CM/CU48C	1200	41.5	31.0	15.00	12.50
YCE42B22S	TPLC100C16MP13C	21.0	CF/CM/CU48D	1200	41.5	31.0	15.00	12.50
YCE42B22S	TPLC100C16MP13C	21.0	CF/CM/CU60C	1200	41.5	30.4	14.75	12.50
YCE42B22S	TPLC100C16MP13C	21.0	CF/CM/CU60D	1200	41.5	30.8	15.00	12.50
YCE42B22S	TPLC100C16MP13C	21.0	CF/CM42D	1200	41.0	30.4	15.00	12.50
YCE42B22S	TPLC100C16MP13C	21.0	CF/CM64D	1200	42.0	30.8	15.25	12.75
YCE42B22S	TPLC100C20MP13C	21.0	CF/CM/CU42C	1225	41.5	31.0	15.00	12.50
YCE42B22S	TPLC100C20MP13C	21.0	CF/CM/CU48C	1225	41.5	31.2	15.25	12.75
YCE42B22S	TPLC100C20MP13C	21.0	CF/CM/CU48D	1225	41.5	31.2	15.25	12.75
YCE42B22S	TPLC100C20MP13C	21.0	CF/CM/CU60C	1225	41.5	30.8	15.00	12.50
YCE42B22S	TPLC100C20MP13C	21.0	CF/CM/CU60D	1225	42.0	31.2	15.25	12.75
YCE42B22S	TPLC100C20MP13C	21.0	CF/CM42D	1325	42.0	32.4	15.25	12.75

**COOLING CAPACITY - With High Efficiency Motor Furnaces<sup>1</sup> (Continued)**

UNIT MODEL	FURNACE		COIL MODEL <sup>2</sup>	COOLING				
	MODEL	WIDTH		RATED CFM	NET MBH		SEER	EER
					TOTAL	SENS.		
YCE42B22S	TPLC100C20MP13C	21.0	CF/CM64D	1225	42.0	31.2	15.50	12.75
YCE42B22S	TPLC120C20MP13C	21.0	CF/CM/CU42C	1225	41.5	31.0	15.00	12.50
YCE42B22S	TPLC120C20MP13C	21.0	CF/CM/CU48C	1225	41.5	31.2	15.25	12.75
YCE42B22S	TPLC120C20MP13C	21.0	CF/CM/CU48D	1225	41.5	31.2	15.25	12.75
YCE42B22S	TPLC120C20MP13C	21.0	CF/CM/CU60C	1225	41.5	30.8	15.00	12.50
YCE42B22S	TPLC120C20MP13C	21.0	CF/CM/CU60D	1225	42.0	31.2	15.25	12.75
YCE42B22S	TPLC120C20MP13C	21.0	CF/CM42D	1325	42.0	32.4	15.25	12.75
YCE42B22S	TPLC120C20MP13C	21.0	CF/CM64D	1225	42.0	31.2	15.50	12.75
YCE42B22S	YP9C080B12MP13C	17.5	CF/CM/CU42C	1250	41.0	31.0	14.25	12.00
YCE42B22S	YP9C080B12MP13C	17.5	CF/CM/CU48C	1250	41.5	31.2	14.25	12.25
YCE42B22S	YP9C080B12MP13C	17.5	CF/CM/CU60C	1250	41.0	30.6	14.25	12.25
YCE42B22S	YP9C080B12MP13C	17.5	CF42B	1175	40.5	29.8	14.00	12.00
YCE42B22S	YP9C080C16MP13C	21.0	CF/CM/CU42C	1225	41.0	30.6	14.50	12.25
YCE42B22S	YP9C080C16MP13C	21.0	CF/CM/CU48C	1225	41.5	31.2	14.50	12.50
YCE42B22S	YP9C080C16MP13C	21.0	CF/CM/CU48D	1225	41.5	31.2	14.75	12.50
YCE42B22S	YP9C080C16MP13C	21.0	CF/CM/CU60C	1225	41.0	30.2	14.50	12.25
YCE42B22S	YP9C080C16MP13C	21.0	CF/CM/CU60D	1225	42.0	31.2	14.75	12.50
YCE42B22S	YP9C080C16MP13C	21.0	CF/CM42D	1225	41.0	30.6	14.75	12.50
YCE42B22S	YP9C080C16MP13C	21.0	CF/CM64D	1225	42.0	31.0	15.00	12.50
YCE42B22S	YP9C100C16MP13C	21.0	CF/CM/CU42C	1175	41.0	30.2	15.00	12.50
YCE42B22S	YP9C100C16MP13C	21.0	CF/CM/CU48C	1175	41.5	30.8	15.00	12.50
YCE42B22S	YP9C100C16MP13C	21.0	CF/CM/CU48D	1175	41.5	30.8	15.00	12.50
YCE42B22S	YP9C100C16MP13C	21.0	CF/CM/CU60C	1225	41.5	30.8	15.00	12.50
YCE42B22S	YP9C100C16MP13C	21.0	CF/CM/CU60D	1175	41.5	30.6	15.25	12.75
YCE42B22S	YP9C100C16MP13C	21.0	CF/CM42D	1175	41.0	30.2	15.00	12.50
YCE42B22S	YP9C100C16MP13C	21.0	CF/CM64D	1175	42.0	31.0	15.25	12.75
YCE42B22S	YP9C100C20MP13C	21.0	CF/CM/CU42C	1225	41.5	31.0	14.75	12.50
YCE42B22S	YP9C100C20MP13C	21.0	CF/CM/CU48C	1225	41.5	31.2	15.00	12.50
YCE42B22S	YP9C100C20MP13C	21.0	CF/CM/CU48D	1225	41.5	31.2	15.00	12.50
YCE42B22S	YP9C100C20MP13C	21.0	CF/CM/CU60C	1225	41.5	30.8	14.75	12.50
YCE42B22S	YP9C100C20MP13C	21.0	CF/CM/CU60D	1225	42.0	31.2	15.00	12.50
YCE42B22S	YP9C100C20MP13C	21.0	CF/CM42D	1225	41.5	31.0	15.00	12.50
YCE42B22S	YP9C100C20MP13C	21.0	CF/CM64D	1225	42.0	31.2	15.25	12.75
YCE42B22S	YP9C120D20MP13C	24.5	CF/CM/CU48D	1200	41.5	31.0	15.25	12.75
YCE42B22S	YP9C120D20MP13C	24.5	CF/CM/CU60D	1250	42.0	31.6	15.25	12.75
YCE42B22S	YP9C120D20MP13C	24.5	CF/CM42D	1200	41.5	30.8	15.25	12.75
YCE42B22S	YP9C120D20MP13C	24.5	CF/CM64D	1200	42.0	31.0	15.50	12.75
YCE42B22S	YPLC060A12MP13C	14.5	CF42B	1275	40.5	30.6	14.00	12.00
YCE42B22S	YPLC080C16MP13C	21.0	CF/CM/CU42C	1200	41.0	30.2	14.75	12.50
YCE42B22S	YPLC080C16MP13C	21.0	CF/CM/CU48C	1200	41.5	31.0	15.00	12.50
YCE42B22S	YPLC080C16MP13C	21.0	CF/CM/CU48D	1200	41.5	31.0	15.00	12.50
YCE42B22S	YPLC080C16MP13C	21.0	CF/CM/CU60C	1200	41.5	30.4	14.75	12.50
YCE42B22S	YPLC080C16MP13C	21.0	CF/CM/CU60D	1200	41.5	30.8	15.00	12.50
YCE42B22S	YPLC080C16MP13C	21.0	CF/CM42D	1200	41.0	30.4	15.00	12.50
YCE42B22S	YPLC080C16MP13C	21.0	CF/CM64D	1200	42.0	30.8	15.25	12.75
YCE42B22S	YPLC100C16MP13C	21.0	CF/CM/CU42C	1200	41.0	30.2	14.75	12.50
YCE42B22S	YPLC100C16MP13C	21.0	CF/CM/CU48C	1200	41.5	31.0	15.00	12.50
YCE42B22S	YPLC100C16MP13C	21.0	CF/CM/CU48D	1200	41.5	31.0	15.00	12.50
YCE42B22S	YPLC100C16MP13C	21.0	CF/CM/CU60C	1200	41.5	30.4	14.75	12.50
YCE42B22S	YPLC100C16MP13C	21.0	CF/CM/CU60D	1200	41.5	30.8	15.00	12.50
YCE42B22S	YPLC100C16MP13C	21.0	CF/CM42D	1200	41.0	30.4	15.00	12.50
YCE42B22S	YPLC100C16MP13C	21.0	CF/CM64D	1200	42.0	30.8	15.25	12.75
YCE42B22S	YPLC100C20MP13C	21.0	CF/CM/CU42C	1225	41.5	31.0	15.00	12.50

**COOLING CAPACITY - With High Efficiency Motor Furnaces<sup>1</sup> (Continued)**

UNIT MODEL	FURNACE		COIL MODEL <sup>2</sup>	COOLING				
	MODEL	WIDTH		RATED CFM	NET MBH		SEER	EER
					TOTAL	SENS.		
YCE42B22S	YPLC100C20MP13C	21.0	CF/CM/CU48C	1225	41.5	31.2	15.25	12.75
YCE42B22S	YPLC100C20MP13C	21.0	CF/CM/CU48D	1225	41.5	31.2	15.25	12.75
YCE42B22S	YPLC100C20MP13C	21.0	CF/CM/CU60C	1225	41.5	30.8	15.00	12.50
YCE42B22S	YPLC100C20MP13C	21.0	CF/CM/CU60D	1225	42.0	31.2	15.25	12.75
YCE42B22S	YPLC100C20MP13C	21.0	CF/CM42D	1325	42.0	32.4	15.25	12.75
YCE42B22S	YPLC100C20MP13C	21.0	CF/CM64D	1225	42.0	31.2	15.50	12.75
YCE42B22S	YPLC120C20MP13C	21.0	CF/CM/CU42C	1225	41.5	31.0	15.00	12.50
YCE42B22S	YPLC120C20MP13C	21.0	CF/CM/CU48C	1225	41.5	31.2	15.25	12.75
YCE42B22S	YPLC120C20MP13C	21.0	CF/CM/CU48D	1225	41.5	31.2	15.25	12.75
YCE42B22S	YPLC120C20MP13C	21.0	CF/CM/CU60C	1225	41.5	30.8	15.00	12.50
YCE42B22S	YPLC120C20MP13C	21.0	CF/CM/CU60D	1225	42.0	31.2	15.25	12.75
YCE42B22S	YPLC120C20MP13C	21.0	CF/CM42D	1325	42.0	32.4	15.25	12.75
YCE42B22S	YPLC120C20MP13C	21.0	CF/CM64D	1225	42.0	31.2	15.50	12.75
YCE48B21S	TM8V080C16MP12C	21.0	CF/CM/CU48C	1425	47.0	34.4	15.00	12.50
YCE48B21S	TM8V080C16MP12C	21.0	CF/CM/CU48D	1425	48.0	35.2	15.00	12.50
YCE48B21S	TM8V080C16MP12C	21.0	CF/CM/CU60C	1425	47.0	34.8	15.00	12.50
YCE48B21S	TM8V080C16MP12C	21.0	CF/CM/CU60D	1425	47.0	34.8	15.25	12.75
YCE48B21S	TM8V080C16MP12C	21.0	CF/CM64D	1425	48.0	35.4	15.25	12.75
YCE48B21S	TM8V100C16MP12C	21.0	CF/CM/CU48C	1425	47.0	34.4	15.00	12.50
YCE48B21S	TM8V100C16MP12C	21.0	CF/CM/CU48D	1425	48.0	35.2	15.00	12.50
YCE48B21S	TM8V100C16MP12C	21.0	CF/CM/CU60C	1425	47.0	34.8	15.00	12.50
YCE48B21S	TM8V100C16MP12C	21.0	CF/CM/CU60D	1425	47.0	34.8	15.25	12.75
YCE48B21S	TM8V100C16MP12C	21.0	CF/CM64D	1425	48.0	35.4	15.25	12.75
YCE48B21S	TM8V100C20MP12C	21.0	CF/CM/CU48C	1425	47.0	34.6	15.00	12.50
YCE48B21S	TM8V100C20MP12C	21.0	CF/CM/CU48D	1375	48.0	34.6	15.50	12.75
YCE48B21S	TM8V100C20MP12C	21.0	CF/CM/CU60C	1375	47.5	34.6	15.25	12.75
YCE48B21S	TM8V100C20MP12C	21.0	CF/CM/CU60D	1475	48.0	35.8	15.00	12.50
YCE48B21S	TM8V100C20MP12C	21.0	CF/CM64D	1425	47.5	35.0	15.25	12.50
YCE48B21S	TM8V120C20MP12C	21.0	CF/CM/CU48C	1425	47.0	34.6	15.00	12.50
YCE48B21S	TM8V120C20MP12C	21.0	CF/CM/CU48D	1375	48.0	34.6	15.50	12.75
YCE48B21S	TM8V120C20MP12C	21.0	CF/CM/CU60C	1375	47.5	34.6	15.25	12.75
YCE48B21S	TM8V120C20MP12C	21.0	CF/CM/CU60D	1475	48.0	35.8	15.00	12.50
YCE48B21S	TM8V120C20MP12C	21.0	CF/CM64D	1425	47.5	35.0	15.25	12.50
YCE48B21S	TM8X080C16MP11	21.0	CF/CM/CU48C	1350	47.5	34.2	15.00	12.25
YCE48B21S	TM8X080C16MP11	21.0	CF/CM/CU48D	1375	47.5	34.2	15.00	12.50
YCE48B21S	TM8X080C16MP11	21.0	CF/CM/CU60C	1350	47.5	34.4	15.00	12.50
YCE48B21S	TM8X080C16MP11	21.0	CF/CM/CU60D	1375	47.5	34.6	15.25	12.50
YCE48B21S	TM8X080C16MP11	21.0	CF/CM64D	1350	47.5	34.2	15.25	12.75
YCE48B21S	TM8X100C16MP11	21.0	CF/CM/CU48C	1350	47.5	34.2	15.00	12.25
YCE48B21S	TM8X100C16MP11	21.0	CF/CM/CU48D	1375	47.5	34.2	15.00	12.50
YCE48B21S	TM8X100C16MP11	21.0	CF/CM/CU60C	1350	47.5	34.4	15.00	12.50
YCE48B21S	TM8X100C16MP11	21.0	CF/CM/CU60D	1375	47.5	34.6	15.25	12.50
YCE48B21S	TM8X100C16MP11	21.0	CF/CM64D	1350	47.5	34.2	15.25	12.75
YCE48B21S	TM8X100C20MP11	21.0	CF/CM/CU48C	1375	47.0	33.8	15.25	12.50
YCE48B21S	TM8X100C20MP11	21.0	CF/CM/CU48D	1400	47.0	34.2	15.50	12.75
YCE48B21S	TM8X100C20MP11	21.0	CF/CM/CU60C	1375	47.5	34.6	15.50	12.75
YCE48B21S	TM8X100C20MP11	21.0	CF/CM/CU60D	1400	48.0	35.0	15.50	12.75
YCE48B21S	TM8X100C20MP11	21.0	CF/CM64D	1375	47.5	34.6	15.75	12.75
YCE48B21S	TM8X120C20MP11	21.0	CF/CM/CU48C	1375	47.0	33.8	15.25	12.50
YCE48B21S	TM8X120C20MP11	21.0	CF/CM/CU48D	1400	47.0	34.2	15.50	12.75
YCE48B21S	TM8X120C20MP11	21.0	CF/CM/CU60C	1375	47.5	34.6	15.50	12.75
YCE48B21S	TM8X120C20MP11	21.0	CF/CM/CU60D	1400	48.0	35.0	15.50	12.75
YCE48B21S	TM8X120C20MP11	21.0	CF/CM64D	1375	47.5	34.6	15.75	12.75



**COOLING CAPACITY - With High Efficiency Motor Furnaces<sup>1</sup> (Continued)**

UNIT MODEL	FURNACE		COIL MODEL <sup>2</sup>	COOLING				
	MODEL	WIDTH		RATED CFM	NET MBH		SEER	EER
					TOTAL	SENS.		
YCE48B21S	TM8Y080C16MP11	21.0	CF/CM/CU48C	1350	47.5	34.2	15.00	12.25
YCE48B21S	TM8Y080C16MP11	21.0	CF/CM/CU48D	1375	47.5	34.2	15.00	12.50
YCE48B21S	TM8Y080C16MP11	21.0	CF/CM/CU60C	1350	47.5	34.4	15.00	12.50
YCE48B21S	TM8Y080C16MP11	21.0	CF/CM/CU60D	1375	47.5	34.6	15.25	12.50
YCE48B21S	TM8Y080C16MP11	21.0	CF/CM64D	1350	47.5	34.2	15.25	12.75
YCE48B21S	TM8Y100C16MP11	21.0	CF/CM/CU48C	1350	47.5	34.2	15.00	12.25
YCE48B21S	TM8Y100C16MP11	21.0	CF/CM/CU48D	1375	47.5	34.2	15.00	12.50
YCE48B21S	TM8Y100C16MP11	21.0	CF/CM/CU60C	1350	47.5	34.4	15.00	12.50
YCE48B21S	TM8Y100C16MP11	21.0	CF/CM/CU60D	1375	47.5	34.6	15.25	12.50
YCE48B21S	TM8Y100C16MP11	21.0	CF/CM64D	1350	47.5	34.2	15.25	12.75
YCE48B21S	TM8Y100C20MP11	21.0	CF/CM/CU48C	1375	47.0	33.8	15.25	12.50
YCE48B21S	TM8Y100C20MP11	21.0	CF/CM/CU48D	1400	47.0	34.2	15.50	12.75
YCE48B21S	TM8Y100C20MP11	21.0	CF/CM/CU60C	1375	47.5	34.6	15.50	12.75
YCE48B21S	TM8Y100C20MP11	21.0	CF/CM/CU60D	1400	48.0	35.0	15.50	12.75
YCE48B21S	TM8Y100C20MP11	21.0	CF/CM64D	1375	47.5	34.6	15.75	12.75
YCE48B21S	TM8Y120C20MP11	21.0	CF/CM/CU48C	1375	47.0	33.8	15.25	12.50
YCE48B21S	TM8Y120C20MP11	21.0	CF/CM/CU48D	1400	47.0	34.2	15.50	12.75
YCE48B21S	TM8Y120C20MP11	21.0	CF/CM/CU60C	1375	47.5	34.6	15.50	12.75
YCE48B21S	TM8Y120C20MP11	21.0	CF/CM/CU60D	1400	48.0	35.0	15.50	12.75
YCE48B21S	TM8Y120C20MP11	21.0	CF/CM64D	1375	47.5	34.6	15.75	12.75
YCE48B21S	TM9E100C16MP11	21.0	CF/CM/CU48C	1400	46.5	33.8	14.75	12.25
YCE48B21S	TM9E100C16MP11	21.0	CF/CM/CU48D	1400	46.5	33.8	14.75	12.25
YCE48B21S	TM9E100C16MP11	21.0	CF/CM/CU60C	1400	47.5	34.8	15.00	12.50
YCE48B21S	TM9E100C16MP11	21.0	CF/CM/CU60D	1425	47.0	34.8	15.00	12.50
YCE48B21S	TM9E100C16MP11	21.0	CF/CM64D	1400	47.0	34.4	15.25	12.50
YCE48B21S	TM9E100C20MP11	21.0	CF/CM/CU48C	1350	47.0	33.6	15.00	12.50
YCE48B21S	TM9E100C20MP11	21.0	CF/CM/CU48D	1350	47.5	34.0	15.00	12.50
YCE48B21S	TM9E100C20MP11	21.0	CF/CM/CU60C	1325	47.5	34.2	15.00	12.50
YCE48B21S	TM9E100C20MP11	21.0	CF/CM/CU60D	1350	47.5	34.4	15.25	12.75
YCE48B21S	TM9E100C20MP11	21.0	CF/CM64D	1350	47.5	34.2	15.25	12.75
YCE48B21S	TM9E120D20MP11	24.5	CF/CM/CU48D	1400	47.0	34.2	15.25	12.50
YCE48B21S	TM9E120D20MP11	24.5	CF/CM/CU60D	1400	47.0	34.4	15.50	12.75
YCE48B21S	TM9E120D20MP11	24.5	CF/CM64D	1575	48.0	36.6	15.50	12.75
YCE48B21S	TM9V100C16MP12C	21.0	CF/CM/CU48C	1325	47.0	34.0	15.00	12.50
YCE48B21S	TM9V100C16MP12C	21.0	CF/CM/CU48D	1325	47.0	34.0	15.25	12.50
YCE48B21S	TM9V100C16MP12C	21.0	CF/CM/CU60C	1325	46.5	33.6	15.00	12.50
YCE48B21S	TM9V100C16MP12C	21.0	CF/CM/CU60D	1425	47.0	34.8	15.00	12.50
YCE48B21S	TM9V100C16MP12C	21.0	CF/CM64D	1425	46.5	34.2	15.50	12.75
YCE48B21S	TM9V100C20MP12C	21.0	CF/CM/CU48C	1350	47.5	34.2	14.75	12.25
YCE48B21S	TM9V100C20MP12C	21.0	CF/CM/CU48D	1350	47.5	34.0	15.25	12.50
YCE48B21S	TM9V100C20MP12C	21.0	CF/CM/CU60C	1350	47.5	34.4	14.75	12.25
YCE48B21S	TM9V100C20MP12C	21.0	CF/CM/CU60D	1350	46.5	33.6	15.25	12.50
YCE48B21S	TM9V100C20MP12C	21.0	CF/CM64D	1475	46.5	34.8	15.25	12.75
YCE48B21S	TM9V120D20MP12C	24.5	CF/CM/CU48D	1425	46.5	34.2	15.25	12.50
YCE48B21S	TM9V120D20MP12C	24.5	CF/CM/CU60D	1575	48.0	36.6	15.50	12.75
YCE48B21S	TM9V120D20MP12C	24.5	CF/CM64D	1575	48.0	36.6	15.25	12.50
YCE48B21S	TM9Y100C16MP11	21.0	CF/CM/CU48C	1400	46.5	33.8	14.75	12.25
YCE48B21S	TM9Y100C16MP11	21.0	CF/CM/CU48D	1400	46.5	33.8	14.75	12.25
YCE48B21S	TM9Y100C16MP11	21.0	CF/CM/CU60C	1400	47.5	34.8	15.00	12.50
YCE48B21S	TM9Y100C16MP11	21.0	CF/CM/CU60D	1425	47.0	34.8	15.00	12.50
YCE48B21S	TM9Y100C16MP11	21.0	CF/CM64D	1400	47.0	34.4	15.25	12.50
YCE48B21S	TM9Y100C20MP11	21.0	CF/CM/CU48C	1350	47.0	33.6	15.00	12.50
YCE48B21S	TM9Y100C20MP11	21.0	CF/CM/CU48D	1350	47.5	34.0	15.00	12.50

**COOLING CAPACITY - With High Efficiency Motor Furnaces<sup>1</sup> (Continued)**

UNIT MODEL	FURNACE		COIL MODEL <sup>2</sup>	COOLING				
	MODEL	WIDTH		RATED CFM	NET MBH		SEER	EER
					TOTAL	SENS.		
YCE48B21S	TM9Y100C20MP11	21.0	CF/CM/CU60C	1325	47.5	34.2	15.00	12.50
YCE48B21S	TM9Y100C20MP11	21.0	CF/CM/CU60D	1350	47.5	34.4	15.25	12.75
YCE48B21S	TM9Y100C20MP11	21.0	CF/CM64D	1350	47.5	34.2	15.25	12.75
YCE48B21S	TM9Y120D20MP11	24.5	CF/CM/CU48D	1400	47.0	34.2	15.25	12.50
YCE48B21S	TM9Y120D20MP11	24.5	CF/CM/CU60D	1400	47.0	34.4	15.50	12.75
YCE48B21S	TM9Y120D20MP11	24.5	CF/CM64D	1575	48.0	36.6	15.50	12.75
YCE48B21S	TMLV080C16MP12C	21.0	CF/CM/CU48C	1425	47.0	34.4	15.00	12.50
YCE48B21S	TMLV080C16MP12C	21.0	CF/CM/CU48D	1425	48.0	35.2	15.00	12.50
YCE48B21S	TMLV080C16MP12C	21.0	CF/CM/CU60C	1425	47.0	34.8	15.00	12.50
YCE48B21S	TMLV080C16MP12C	21.0	CF/CM/CU60D	1425	47.0	34.8	15.25	12.75
YCE48B21S	TMLV080C16MP12C	21.0	CF/CM64D	1425	48.0	35.4	15.25	12.75
YCE48B21S	TMLV100C16MP12C	21.0	CF/CM/CU48C	1425	47.0	34.4	15.00	12.50
YCE48B21S	TMLV100C16MP12C	21.0	CF/CM/CU48D	1425	48.0	35.2	15.00	12.50
YCE48B21S	TMLV100C16MP12C	21.0	CF/CM/CU60C	1425	47.0	34.8	15.00	12.50
YCE48B21S	TMLV100C16MP12C	21.0	CF/CM/CU60D	1425	47.0	34.8	15.25	12.75
YCE48B21S	TMLV100C16MP12C	21.0	CF/CM64D	1425	48.0	35.4	15.25	12.75
YCE48B21S	TMLV100C20MP12C	21.0	CF/CM/CU48C	1425	47.0	34.6	15.00	12.50
YCE48B21S	TMLV100C20MP12C	21.0	CF/CM/CU48D	1375	48.0	34.6	15.50	12.75
YCE48B21S	TMLV100C20MP12C	21.0	CF/CM/CU60C	1375	47.5	34.6	15.25	12.75
YCE48B21S	TMLV100C20MP12C	21.0	CF/CM/CU60D	1475	48.0	35.8	15.00	12.50
YCE48B21S	TMLV100C20MP12C	21.0	CF/CM64D	1425	47.5	35.0	15.25	12.50
YCE48B21S	TMLV120C20MP12C	21.0	CF/CM/CU48C	1425	47.0	34.6	15.00	12.50
YCE48B21S	TMLV120C20MP12C	21.0	CF/CM/CU48D	1375	48.0	34.6	15.50	12.75
YCE48B21S	TMLV120C20MP12C	21.0	CF/CM/CU60C	1375	47.5	34.6	15.25	12.75
YCE48B21S	TMLV120C20MP12C	21.0	CF/CM/CU60D	1475	48.0	35.8	15.00	12.50
YCE48B21S	TMLV120C20MP12C	21.0	CF/CM64D	1425	47.5	35.0	15.25	12.50
YCE48B21S	TMLX080C16MP11	21.0	CF/CM/CU48C	1350	47.5	34.2	15.00	12.25
YCE48B21S	TMLX080C16MP11	21.0	CF/CM/CU48D	1375	47.5	34.2	15.00	12.50
YCE48B21S	TMLX080C16MP11	21.0	CF/CM/CU60C	1350	47.5	34.4	15.00	12.50
YCE48B21S	TMLX080C16MP11	21.0	CF/CM/CU60D	1375	47.5	34.6	15.25	12.50
YCE48B21S	TMLX080C16MP11	21.0	CF/CM64D	1350	47.5	34.2	15.25	12.75
YCE48B21S	TMLX100C16MP11	21.0	CF/CM/CU48C	1350	47.5	34.2	15.00	12.25
YCE48B21S	TMLX100C16MP11	21.0	CF/CM/CU48D	1375	47.5	34.2	15.00	12.50
YCE48B21S	TMLX100C16MP11	21.0	CF/CM/CU60C	1350	47.5	34.4	15.00	12.50
YCE48B21S	TMLX100C16MP11	21.0	CF/CM/CU60D	1375	47.5	34.6	15.25	12.50
YCE48B21S	TMLX100C16MP11	21.0	CF/CM64D	1350	47.5	34.2	15.25	12.75
YCE48B21S	TMLX100C20MP11	21.0	CF/CM/CU48C	1375	47.0	33.8	15.25	12.50
YCE48B21S	TMLX100C20MP11	21.0	CF/CM/CU48D	1400	47.0	34.2	15.50	12.75
YCE48B21S	TMLX100C20MP11	21.0	CF/CM/CU60C	1375	47.5	34.6	15.50	12.75
YCE48B21S	TMLX100C20MP11	21.0	CF/CM/CU60D	1400	48.0	35.0	15.50	12.75
YCE48B21S	TMLX100C20MP11	21.0	CF/CM64D	1375	47.5	34.6	15.75	12.75
YCE48B21S	TMLX120C20MP11	21.0	CF/CM/CU48C	1375	47.0	33.8	15.25	12.50
YCE48B21S	TMLX120C20MP11	21.0	CF/CM/CU48D	1400	47.0	34.2	15.50	12.75
YCE48B21S	TMLX120C20MP11	21.0	CF/CM/CU60C	1375	47.5	34.6	15.50	12.75
YCE48B21S	TMLX120C20MP11	21.0	CF/CM/CU60D	1400	48.0	35.0	15.50	12.75
YCE48B21S	TMLX120C20MP11	21.0	CF/CM64D	1375	47.5	34.6	15.75	12.75
YCE48B21S	TP9C100C16MP13C	21.0	CF/CM/CU48C	1325	47.0	34.0	15.00	12.50
YCE48B21S	TP9C100C16MP13C	21.0	CF/CM/CU48D	1325	47.0	34.0	15.25	12.50
YCE48B21S	TP9C100C16MP13C	21.0	CF/CM/CU60C	1325	46.5	33.6	15.00	12.50
YCE48B21S	TP9C100C16MP13C	21.0	CF/CM/CU60D	1425	47.0	34.8	15.00	12.50
YCE48B21S	TP9C100C16MP13C	21.0	CF/CM64D	1425	46.5	34.2	15.50	12.75
YCE48B21S	TP9C100C20MP13C	21.0	CF/CM/CU48C	1350	47.5	34.2	14.75	12.25
YCE48B21S	TP9C100C20MP13C	21.0	CF/CM/CU48D	1350	47.5	34.0	15.25	12.50

**COOLING CAPACITY - With High Efficiency Motor Furnaces<sup>1</sup> (Continued)**

UNIT MODEL	FURNACE		COIL MODEL <sup>2</sup>	COOLING				
	MODEL	WIDTH		RATED CFM	NET MBH		SEER	EER
					TOTAL	SENS.		
YCE48B21S	TP9C100C20MP13C	21.0	CF/CM/CU60C	1350	47.5	34.4	14.75	12.25
YCE48B21S	TP9C100C20MP13C	21.0	CF/CM/CU60D	1350	46.5	33.6	15.25	12.50
YCE48B21S	TP9C100C20MP13C	21.0	CF/CM64D	1475	46.5	34.8	15.25	12.75
YCE48B21S	TP9C120D20MP13C	24.5	CF/CM/CU48D	1425	46.5	34.2	15.25	12.50
YCE48B21S	TP9C120D20MP13C	24.5	CF/CM/CU60D	1575	48.0	36.6	15.50	12.75
YCE48B21S	TP9C120D20MP13C	24.5	CF/CM64D	1575	48.0	36.6	15.25	12.50
YCE48B21S	TPLC080C16MP13C	21.0	CF/CM/CU48C	1425	47.0	34.4	15.00	12.50
YCE48B21S	TPLC080C16MP13C	21.0	CF/CM/CU48D	1425	48.0	35.2	15.00	12.50
YCE48B21S	TPLC080C16MP13C	21.0	CF/CM/CU60C	1425	47.0	34.8	15.00	12.50
YCE48B21S	TPLC080C16MP13C	21.0	CF/CM/CU60D	1425	47.0	34.8	15.25	12.75
YCE48B21S	TPLC080C16MP13C	21.0	CF/CM64D	1425	48.0	35.4	15.25	12.75
YCE48B21S	TPLC100C16MP13C	21.0	CF/CM/CU48C	1425	47.0	34.4	15.00	12.50
YCE48B21S	TPLC100C16MP13C	21.0	CF/CM/CU48D	1425	48.0	35.2	15.00	12.50
YCE48B21S	TPLC100C16MP13C	21.0	CF/CM/CU60C	1425	47.0	34.8	15.00	12.50
YCE48B21S	TPLC100C16MP13C	21.0	CF/CM/CU60D	1425	47.0	34.8	15.25	12.75
YCE48B21S	TPLC100C16MP13C	21.0	CF/CM64D	1425	48.0	35.4	15.25	12.75
YCE48B21S	TPLC100C20MP13C	21.0	CF/CM/CU48C	1425	47.0	34.6	15.00	12.50
YCE48B21S	TPLC100C20MP13C	21.0	CF/CM/CU48D	1375	48.0	34.6	15.50	12.75
YCE48B21S	TPLC100C20MP13C	21.0	CF/CM/CU60C	1375	47.5	34.6	15.25	12.75
YCE48B21S	TPLC100C20MP13C	21.0	CF/CM/CU60D	1475	48.0	35.8	15.00	12.50
YCE48B21S	TPLC100C20MP13C	21.0	CF/CM64D	1425	47.5	35.0	15.25	12.50
YCE48B21S	TPLC120C20MP13C	21.0	CF/CM/CU48C	1425	47.0	34.6	15.00	12.50
YCE48B21S	TPLC120C20MP13C	21.0	CF/CM/CU48D	1375	48.0	34.6	15.50	12.75
YCE48B21S	TPLC120C20MP13C	21.0	CF/CM/CU60C	1375	47.5	34.6	15.25	12.75
YCE48B21S	TPLC120C20MP13C	21.0	CF/CM/CU60D	1475	48.0	35.8	15.00	12.50
YCE48B21S	TPLC120C20MP13C	21.0	CF/CM64D	1425	47.5	35.0	15.25	12.50
YCE48B21S	YP9C100C16MP13C	21.0	CF/CM/CU48C	1325	47.0	34.0	15.00	12.50
YCE48B21S	YP9C100C16MP13C	21.0	CF/CM/CU48D	1325	47.0	34.0	15.25	12.50
YCE48B21S	YP9C100C16MP13C	21.0	CF/CM/CU60C	1325	46.5	33.6	15.00	12.50
YCE48B21S	YP9C100C16MP13C	21.0	CF/CM/CU60D	1425	47.0	34.8	15.00	12.50
YCE48B21S	YP9C100C16MP13C	21.0	CF/CM64D	1425	46.5	34.2	15.50	12.75
YCE48B21S	YP9C100C20MP13C	21.0	CF/CM/CU48C	1350	47.5	34.2	14.75	12.25
YCE48B21S	YP9C100C20MP13C	21.0	CF/CM/CU48D	1350	47.5	34.0	15.25	12.50
YCE48B21S	YP9C100C20MP13C	21.0	CF/CM/CU60C	1350	47.5	34.4	14.75	12.25
YCE48B21S	YP9C100C20MP13C	21.0	CF/CM/CU60D	1350	46.5	33.6	15.25	12.50
YCE48B21S	YP9C100C20MP13C	21.0	CF/CM64D	1475	46.5	34.8	15.25	12.75
YCE48B21S	YP9C120D20MP13C	24.5	CF/CM/CU48D	1425	46.5	34.2	15.25	12.50
YCE48B21S	YP9C120D20MP13C	24.5	CF/CM/CU60D	1575	48.0	36.6	15.50	12.75
YCE48B21S	YP9C120D20MP13C	24.5	CF/CM64D	1575	48.0	36.6	15.25	12.50
YCE48B21S	YPLC080C16MP13C	21.0	CF/CM/CU48C	1425	47.0	34.4	15.00	12.50
YCE48B21S	YPLC080C16MP13C	21.0	CF/CM/CU48D	1425	48.0	35.2	15.00	12.50
YCE48B21S	YPLC080C16MP13C	21.0	CF/CM/CU60C	1425	47.0	34.8	15.00	12.50
YCE48B21S	YPLC080C16MP13C	21.0	CF/CM/CU60D	1425	47.0	34.8	15.25	12.75
YCE48B21S	YPLC080C16MP13C	21.0	CF/CM64D	1425	48.0	35.4	15.25	12.75
YCE48B21S	YPLC100C16MP13C	21.0	CF/CM/CU48C	1425	47.0	34.4	15.00	12.50
YCE48B21S	YPLC100C16MP13C	21.0	CF/CM/CU48D	1425	48.0	35.2	15.00	12.50
YCE48B21S	YPLC100C16MP13C	21.0	CF/CM/CU60C	1425	47.0	34.8	15.00	12.50
YCE48B21S	YPLC100C16MP13C	21.0	CF/CM/CU60D	1425	47.0	34.8	15.25	12.75
YCE48B21S	YPLC100C16MP13C	21.0	CF/CM64D	1425	48.0	35.4	15.25	12.75
YCE48B21S	YPLC100C20MP13C	21.0	CF/CM/CU48C	1425	47.0	34.6	15.00	12.50
YCE48B21S	YPLC100C20MP13C	21.0	CF/CM/CU48D	1375	48.0	34.6	15.50	12.75
YCE48B21S	YPLC100C20MP13C	21.0	CF/CM/CU60C	1375	47.5	34.6	15.25	12.75
YCE48B21S	YPLC100C20MP13C	21.0	CF/CM/CU60D	1475	48.0	35.8	15.00	12.50

**COOLING CAPACITY - With High Efficiency Motor Furnaces<sup>1</sup> (Continued)**

UNIT MODEL	FURNACE		COIL MODEL <sup>2</sup>	COOLING				
	MODEL	WIDTH		RATED CFM	NET MBH		SEER	EER
					TOTAL	SENS.		
YCE48B21S	YPLC100C20MP13C	21.0	CF/CM64D	1425	47.5	35.0	15.25	12.50
YCE48B21S	YPLC120C20MP13C	21.0	CF/CM/CU48C	1425	47.0	34.6	15.00	12.50
YCE48B21S	YPLC120C20MP13C	21.0	CF/CM/CU48D	1375	48.0	34.6	15.50	12.75
YCE48B21S	YPLC120C20MP13C	21.0	CF/CM/CU60C	1375	47.5	34.6	15.25	12.75
YCE48B21S	YPLC120C20MP13C	21.0	CF/CM/CU60D	1475	48.0	35.8	15.00	12.50
YCE48B21S	YPLC120C20MP13C	21.0	CF/CM64D	1425	47.5	35.0	15.25	12.50
YCE60B21S	TM8V080C16MP12C	21.0	CF/CM/CU60D	1700	55.5	41.5	14.00	11.70
YCE60B21S	TM8V100C16MP12C	21.0	CF/CM/CU60D	1700	55.5	41.5	14.00	11.70
YCE60B21S	TM8V100C20MP12C	21.0	CF/CM/CU60C	1625	55.0	41.0	14.00	11.75
YCE60B21S	TM8V100C20MP12C	21.0	CF/CM/CU60D	1625	55.5	41.0	14.50	12.00
YCE60B21S	TM8V100C20MP12C	21.0	CF/CM64D	1550	55.5	40.0	14.25	12.20
YCE60B21S	TM8V120C20MP12C	21.0	CF/CM/CU60C	1625	55.0	41.0	14.00	11.75
YCE60B21S	TM8V120C20MP12C	21.0	CF/CM/CU60D	1625	55.5	41.0	14.50	12.00
YCE60B21S	TM8V120C20MP12C	21.0	CF/CM64D	1550	55.5	40.0	14.25	12.20
YCE60B21S	TM8X080C16MP11	21.0	CF/CM/CU60D	1550	54.0	39.0	14.00	11.70
YCE60B21S	TM8X080C16MP11	21.0	CF/CM64D	1525	54.5	39.0	14.00	11.70
YCE60B21S	TM8X100C16MP11	21.0	CF/CM/CU60D	1550	54.0	39.0	14.00	11.70
YCE60B21S	TM8X100C16MP11	21.0	CF/CM64D	1525	54.5	39.0	14.00	11.70
YCE60B21S	TM8X100C20MP11	21.0	CF/CM/CU60C	1550	54.5	39.5	14.25	12.00
YCE60B21S	TM8X100C20MP11	21.0	CF/CM/CU60D	1600	55.0	40.5	14.25	12.00
YCE60B21S	TM8X100C20MP11	21.0	CF/CM64D	1550	55.5	40.0	14.50	12.25
YCE60B21S	TM8X120C20MP11	21.0	CF/CM/CU60C	1550	54.5	39.5	14.25	12.00
YCE60B21S	TM8X120C20MP11	21.0	CF/CM/CU60D	1600	55.0	40.5	14.25	12.00
YCE60B21S	TM8X120C20MP11	21.0	CF/CM64D	1550	55.5	40.0	14.50	12.25
YCE60B21S	TM8Y080C16MP11	21.0	CF/CM/CU60D	1550	54.0	39.0	14.00	11.70
YCE60B21S	TM8Y080C16MP11	21.0	CF/CM64D	1525	54.5	39.0	14.00	11.70
YCE60B21S	TM8Y100C16MP11	21.0	CF/CM/CU60D	1550	54.0	39.0	14.00	11.70
YCE60B21S	TM8Y100C16MP11	21.0	CF/CM64D	1525	54.5	39.0	14.00	11.70
YCE60B21S	TM8Y100C20MP11	21.0	CF/CM/CU60C	1550	54.5	39.5	14.25	12.00
YCE60B21S	TM8Y100C20MP11	21.0	CF/CM/CU60D	1600	55.0	40.5	14.25	12.00
YCE60B21S	TM8Y100C20MP11	21.0	CF/CM64D	1550	55.5	40.0	14.50	12.25
YCE60B21S	TM8Y120C20MP11	21.0	CF/CM/CU60C	1550	54.5	39.5	14.25	12.00
YCE60B21S	TM8Y120C20MP11	21.0	CF/CM/CU60D	1600	55.0	40.5	14.25	12.00
YCE60B21S	TM8Y120C20MP11	21.0	CF/CM64D	1550	55.5	40.0	14.50	12.25
YCE60B21S	TM9E100C20MP11	21.0	CF/CM/CU60C	1525	54.0	39.0	14.00	11.70
YCE60B21S	TM9E100C20MP11	21.0	CF/CM/CU60D	1550	54.5	39.5	14.00	11.75
YCE60B21S	TM9E100C20MP11	21.0	CF/CM64D	1550	55.0	40.0	14.00	11.75
YCE60B21S	TM9E120D20MP11	24.5	CF/CM/CU60D	1600	55.0	40.5	14.25	12.00
YCE60B21S	TM9E120D20MP11	24.5	CF/CM64D	1575	55.5	40.5	14.25	11.75
YCE60B21S	TM9V100C16MP12C	21.0	CF/CM/CU60C	1600	54.5	40.0	14.00	11.75
YCE60B21S	TM9V100C16MP12C	21.0	CF/CM/CU60D	1600	55.0	40.5	14.00	11.75
YCE60B21S	TM9V100C16MP12C	21.0	CF/CM64D	1600	56.0	40.5	14.25	12.00
YCE60B21S	TM9V100C20MP12C	21.0	CF/CM/CU60C	1600	55.0	40.5	14.00	11.70
YCE60B21S	TM9V100C20MP12C	21.0	CF/CM64D	1600	56.0	40.5	14.00	11.75
YCE60B21S	TM9V120D20MP12C	24.5	CF/CM/CU60D	1575	55.0	40.5	14.25	11.75
YCE60B21S	TM9V120D20MP12C	24.5	CF/CM64D	1575	55.5	40.5	14.25	11.75
YCE60B21S	TM9Y100C20MP11	21.0	CF/CM/CU60C	1525	54.0	39.0	14.00	11.70
YCE60B21S	TM9Y100C20MP11	21.0	CF/CM/CU60D	1550	54.5	39.5	14.00	11.75
YCE60B21S	TM9Y100C20MP11	21.0	CF/CM64D	1550	55.0	40.0	14.00	11.75
YCE60B21S	TM9Y120D20MP11	24.5	CF/CM/CU60D	1600	55.0	40.5	14.25	12.00
YCE60B21S	TM9Y120D20MP11	24.5	CF/CM64D	1575	55.5	40.5	14.25	11.75
YCE60B21S	TMLV080C16MP12C	21.0	CF/CM/CU60D	1700	55.5	41.5	14.00	11.70
YCE60B21S	TMLV100C16MP12C	21.0	CF/CM/CU60D	1700	55.5	41.5	14.00	11.70

**COOLING CAPACITY - With High Efficiency Motor Furnaces<sup>1</sup> (Continued)**

UNIT MODEL	FURNACE		COIL MODEL <sup>2</sup>	COOLING				
	MODEL	WIDTH		RATED CFM	NET MBH		SEER	EER
					TOTAL	SENS.		
YCE60B21S	TMLV100C20MP12C	21.0	CF/CM/CU60C	1625	55.0	41.0	14.00	11.75
YCE60B21S	TMLV100C20MP12C	21.0	CF/CM/CU60D	1625	55.5	41.0	14.50	12.00
YCE60B21S	TMLV100C20MP12C	21.0	CF/CM64D	1550	55.5	40.0	14.25	12.20
YCE60B21S	TMLV120C20MP12C	21.0	CF/CM/CU60C	1625	55.0	41.0	14.00	11.75
YCE60B21S	TMLV120C20MP12C	21.0	CF/CM/CU60D	1625	55.5	41.0	14.50	12.00
YCE60B21S	TMLV120C20MP12C	21.0	CF/CM64D	1550	55.5	40.0	14.25	12.20
YCE60B21S	TMLX080C16MP11	21.0	CF/CM/CU60D	1550	54.0	39.0	14.00	11.70
YCE60B21S	TMLX080C16MP11	21.0	CF/CM64D	1525	54.5	39.0	14.00	11.70
YCE60B21S	TMLX100C16MP11	21.0	CF/CM/CU60D	1550	54.0	39.0	14.00	11.70
YCE60B21S	TMLX100C16MP11	21.0	CF/CM64D	1525	54.5	39.0	14.00	11.70
YCE60B21S	TMLX100C20MP11	21.0	CF/CM/CU60C	1550	54.5	39.5	14.25	12.00
YCE60B21S	TMLX100C20MP11	21.0	CF/CM/CU60D	1600	55.0	40.5	14.25	12.00
YCE60B21S	TMLX100C20MP11	21.0	CF/CM64D	1550	55.5	40.0	14.50	12.25
YCE60B21S	TMLX120C20MP11	21.0	CF/CM/CU60C	1550	54.5	39.5	14.25	12.00
YCE60B21S	TMLX120C20MP11	21.0	CF/CM/CU60D	1600	55.0	40.5	14.25	12.00
YCE60B21S	TMLX120C20MP11	21.0	CF/CM64D	1550	55.5	40.0	14.50	12.25
YCE60B21S	TP9C100C16MP13C	21.0	CF/CM/CU60C	1600	54.5	40.0	14.00	11.75
YCE60B21S	TP9C100C16MP13C	21.0	CF/CM/CU60D	1600	55.0	40.5	14.00	11.75
YCE60B21S	TP9C100C16MP13C	21.0	CF/CM64D	1600	56.0	40.5	14.25	12.00
YCE60B21S	TP9C100C20MP13C	21.0	CF/CM/CU60C	1600	55.0	40.5	14.00	11.70
YCE60B21S	TP9C100C20MP13C	21.0	CF/CM64D	1600	56.0	40.5	14.00	11.75
YCE60B21S	TP9C120D20MP13C	24.5	CF/CM/CU60D	1575	55.0	40.5	14.25	11.75
YCE60B21S	TP9C120D20MP13C	24.5	CF/CM64D	1575	55.5	40.5	14.25	11.75
YCE60B21S	TPLC080C16MP13C	21.0	CF/CM/CU60D	1700	55.5	41.5	14.00	11.70
YCE60B21S	TPLC100C16MP13C	21.0	CF/CM/CU60D	1700	55.5	41.5	14.00	11.70
YCE60B21S	TPLC100C20MP13C	21.0	CF/CM/CU60C	1625	55.0	41.0	14.00	11.75
YCE60B21S	TPLC100C20MP13C	21.0	CF/CM/CU60D	1625	55.5	41.0	14.50	12.00
YCE60B21S	TPLC100C20MP13C	21.0	CF/CM64D	1550	55.5	40.0	14.25	12.20
YCE60B21S	TPLC120C20MP13C	21.0	CF/CM/CU60C	1625	55.0	41.0	14.00	11.75
YCE60B21S	TPLC120C20MP13C	21.0	CF/CM/CU60D	1625	55.5	41.0	14.50	12.00
YCE60B21S	TPLC120C20MP13C	21.0	CF/CM64D	1550	55.5	40.0	14.25	12.20
YCE60B21S	YP9C100C16MP13C	21.0	CF/CM/CU60C	1600	54.5	40.0	14.00	11.75
YCE60B21S	YP9C100C16MP13C	21.0	CF/CM/CU60D	1600	55.0	40.5	14.00	11.75
YCE60B21S	YP9C100C16MP13C	21.0	CF/CM64D	1600	56.0	40.5	14.25	12.00
YCE60B21S	YP9C100C20MP13C	21.0	CF/CM/CU60C	1600	55.0	40.5	14.00	11.70
YCE60B21S	YP9C100C20MP13C	21.0	CF/CM64D	1600	56.0	40.5	14.00	11.75
YCE60B21S	YP9C120D20MP13C	24.5	CF/CM/CU60D	1575	55.0	40.5	14.25	11.75
YCE60B21S	YP9C120D20MP13C	24.5	CF/CM64D	1575	55.5	40.5	14.25	11.75
YCE60B21S	YPLC080C16MP13C	21.0	CF/CM/CU60D	1700	55.5	41.5	14.00	11.70
YCE60B21S	YPLC100C16MP13C	21.0	CF/CM/CU60D	1700	55.5	41.5	14.00	11.70
YCE60B21S	YPLC100C20MP13C	21.0	CF/CM/CU60C	1625	55.0	41.0	14.00	11.75
YCE60B21S	YPLC100C20MP13C	21.0	CF/CM/CU60D	1625	55.5	41.0	14.50	12.00
YCE60B21S	YPLC100C20MP13C	21.0	CF/CM64D	1550	55.5	40.0	14.25	12.20
YCE60B21S	YPLC120C20MP13C	21.0	CF/CM/CU60C	1625	55.0	41.0	14.00	11.75
YCE60B21S	YPLC120C20MP13C	21.0	CF/CM/CU60D	1625	55.5	41.0	14.50	12.00
YCE60B21S	YPLC120C20MP13C	21.0	CF/CM64D	1550	55.5	40.0	14.25	12.20

For rated condition information, see the footnotes below the System Capacity - Single Piece and Modular Air Handlers table.

1. High Efficiency Motor Furnaces have B.O.D (Blower Off Delay) standard.
  2. CM coils available with a factory installed horizontal drain pan. See price pages for specific model number.
- PSC furnaces, such as the TG8S, TGLS, and TG9S, use Coil Only Ratings.



## APPLICATIONS AND ACCESSORIES

Refer to Price Manual for specific model numbers.

Standard Application Limits*		
Maximum Lineset Equivalent Length		80 Ft
Outdoor Ambient Temperature Limits		
Cooling Operation	Maximum DB	125°F
	Minimum DB	55°F

\* For Low Ambient and/or Long Lineset Applications, please see the accessories listed below.

**Non-Standard Lineset Applications** - For installations with reduced diameter or long linesets, refer to the current version of the Piping Application Guide P/N 247077, available in the Application Bulletins section on [www.upgnet.com](http://www.upgnet.com).

**OD Unit Anti Short Cycle Kit (10 Pack) S1-2TD08700124BK:** A time delay that prevents rapid compressor restarting as a result of power interruption, limit switch operation, or thermostat resetting. Not required for AC models with factory electronic controls.

**Standard Low Ambient Control Kit S1-2LA06700424:** Allows the use of air conditioning at low outdoor ambient temperatures down to +20°F (-7°C). For use with all R-410A single stage AC models.

**Advanced Low Ambient Control Kit S1-2LA04701024:** Contains the necessary components and controls to allow cooling operation down to -20°F (-29°C). For use with some R-410A single stage AC & HP models. This accessory can only be applied to models that contain a PSC outdoor fan motor.

**Low Pressure Switch Kit S1-2PS06700524:** Provides field installed low pressure (loss of charge) protection. Not required for AC models with factory electronic controls.

**High Ambient Outdoor Fan Motor S1-FHM\*\*\*\*HT:** Class F 70°C motor to allow cooling operation up to 160°F air entering the outdoor coil. For use with all R-410A single stage AC models containing R-410A refrigerant only.

**Outdoor Communicating Board Kit (S1-33102952310):** Electronic control upgrade for standard AC units to provide compatibility with the Hx™ Touch Screen Communicating thermostat used in communicating mode.

**Start Assist Kit S1-2SA067\*\*\*\*\*:** Provides increased compressor starting torque for areas with low supply voltage. Required for units with recip compressors when applied with indoor TXV, and for all units when applied with long linesets or low ambient kits. May be factory installed on select AC units (see Physical & Electrical Table). See Price Pages or Source1 SmartSearch for the correct kit for each application.

**Compressor Crankcase Heater Kit (S1-025-\*\*\*\*-\*\*\*):** A wrap-around electrical resistance heater that warms the compressor sump, reducing the chance of liquid slugging on startup. Required on all long lineset and low ambient applications. See Price Pages or Source1 SmartSearch for the correct part for each application.

**Support Feet S1-HPRKIT\*\*:** Kit of 5 support feet to raise unit above snow or landscaping. Available in heights of 3", 6" or 12".

**Anchor Bracket Kit S1-1HK0401:** Firmly anchors unit to pad or support structure. When properly installed, approved for ground-mounted or roof-mounted applications.

**Indoor TXV Kit S1-1TVM\*\*\*:** Thermal expansion valves precisely meter refrigerant for optimum performance over a wide range of conditions. See System Charge Table, Price Pages, or Source1 Smart Search for TXV part number for each AC model.

**Wall Mount Kit (S1-ACB\*\*):** Includes two brackets to allow outdoor unit to be securely mounted to a vertical wall. Mounting hardware is field sourced according to the specific application.

**Winter Cover Kit S1-CCVRE\*\*\*\*:** Custom fit winter cover protects AC outdoor unit from debris during the off-season. Must be removed prior to unit operation. See Price Pages or Source1 SmartSearch for the correct cover for each application.

**Cold Weather Charging Tent S1-CHGTENT01:** Provides warm environment to accurately service AC systems in ambient conditions 55°F (13°C) or colder.

**Touch-up Paint S1-5130153\*\*\*\*:** Color matched aerosol paint for touching up unit chassis and panels. See Price Pages or Source1 SmartSearch for the correct color for each application.

**Compressor Sound Blanket S1-010-07xxx-000:** A field installed dense foam cover that provides 2dBA sound level reduction. See Price Pages or Source1 SmartSearch for the correct blanket for each application.

**Thermostat:** Compatible thermostat controls are available through accessory sourcing. For optimum performance, these outdoor units are fully compatible with our York Hx™ Touch-screen Thermostats available through Source1. For more information, see the thermostat section of the Product Equipment Catalog.

## SOUND POWER RATINGS

Cooling	Octave Band Sound Power Level (db re. 1-pW)									
Model Number	63	125	250	500	1000	2000	4000	8000	dBA	SQI
YCE18B22S	69.7	66.7	65.5	65.2	69.8	65.1	63.1	60.6	73.0	19.2
YCE24B22S	68.7	74.0	68.6	72.9	70.5	67.3	63.8	60.7	74.0	19.1
YCE30B22S	68.8	67.4	64.8	69.1	69.7	63.1	57.3	53.6	74.0	19.1
YCE36B22S	71.7	72.4	69.4	71.0	70.3	63.4	60.2	55.3	74.0	19.0
YCE42B22S	71.5	74.9	67.1	70.6	67.0	63.2	58.7	56.6	74.0	19.2
YCE48B21S	68.6	76.8	71.4	71.4	70.9	63.8	60.9	58.7	75.0	19.0
YCE60B21S	72.9	73.3	71.3	74.3	70.7	66.5	64.5	64.4	76.0	19.2

Rated in accordance with ARI Standard 270.

## MECHANICAL SPECIFICATIONS

### MANUFACTURE AND CERTIFICATIONS

- Units shall be manufactured in an ISO 9001 certified facility.
- Units shall be certified by CSA to UL 1995 / CSA 22.2 and performance certified to ANSI/AHRI Standard 210/240.
- Units shall be sound tested according to ANSI/AHRI Standard 270.
- Certified matched system ratings will be available for download from the AHRI online directory at [www.ahridirectory.org](http://www.ahridirectory.org)
- Unit packaging shall be marked, "Assembled in the USA"

### UNIT APPLICATION

- Units shall be approved for cooling operation between 55°F and 125°F without modification.
- Units shall be approved for linesets up to 80 feet equivalent length without modification.
- Units shall be approved for installation within 6 inches of a flat vertical wall without modification, according to the instructions in the technical literature.
- Units shall be certified to the 5th Edition (2014) of the Florida Building Code for a combined allowable lateral and uplift wind force of 200 psf and 100 psf, respectively, for both ground-mounted and rooftop-mounted applications up to 200 feet above grade with approved mounting kit.
- Units shall be designed to 76dBA or less to minimize sound pollution.

### UNIT ACCESS

- Units shall have a removable fan guard that can be removed independently of the top for interior access through the top of the unit without damaging the coil.
- Units shall have two removable stamped steel coil guards for exterior coil access.
- Units shall have a separate compartment for electrical controls that can be accessed without disturbing the unit airflow.
- Units shall have a blockoff panel that can be removed to provide interior unit access through the side of the unit.
- Units shall have a removable blockoff panel and a swing away removable electrical panel that provides sufficient interior unit access for removing the compressor through the side of the unit.

### UNIT CONSTRUCTION

- Units shall be shipped completely wired, piped and assembled. Wiring pigtails shall be provided for field control wiring connections. Service valves shall be provided for field refrigerant line connections.

- Units shall be factory leak checked, run tested, and shipped with a holding charge of R-410A refrigerant.
- Unit cabinet components shall be G90 equivalent steel finished with powder-coat paint rated at a minimum of 500 hours under ASTM B117 testing.
- Unit base pan shall be stamped G90 equivalent steel finished with powder-coat paint rated at a minimum of 500 hours under ASTM B117 testing.
- Units shall have a single corner post opposite the electrical control box and two independently removable steel coil guard panels to optimize cabinet strength and serviceability.
- Units shall have L-shaped stamped sheet metal coil guards with punched and extruded slots for maximum panel durability and stiffness.
- Units shall have a factory installed filter-drier for faster installation and improved system reliability.
- Unit base valves shall be mounted diagonally on the unit base pan with service ports that provide sufficient clearance for low-loss hose fittings.
- Units shall be constructed with a high pressure switch for system protection.
- Units shall be constructed with all badging and labels applied at the factory.

### UNIT COMPONENTS

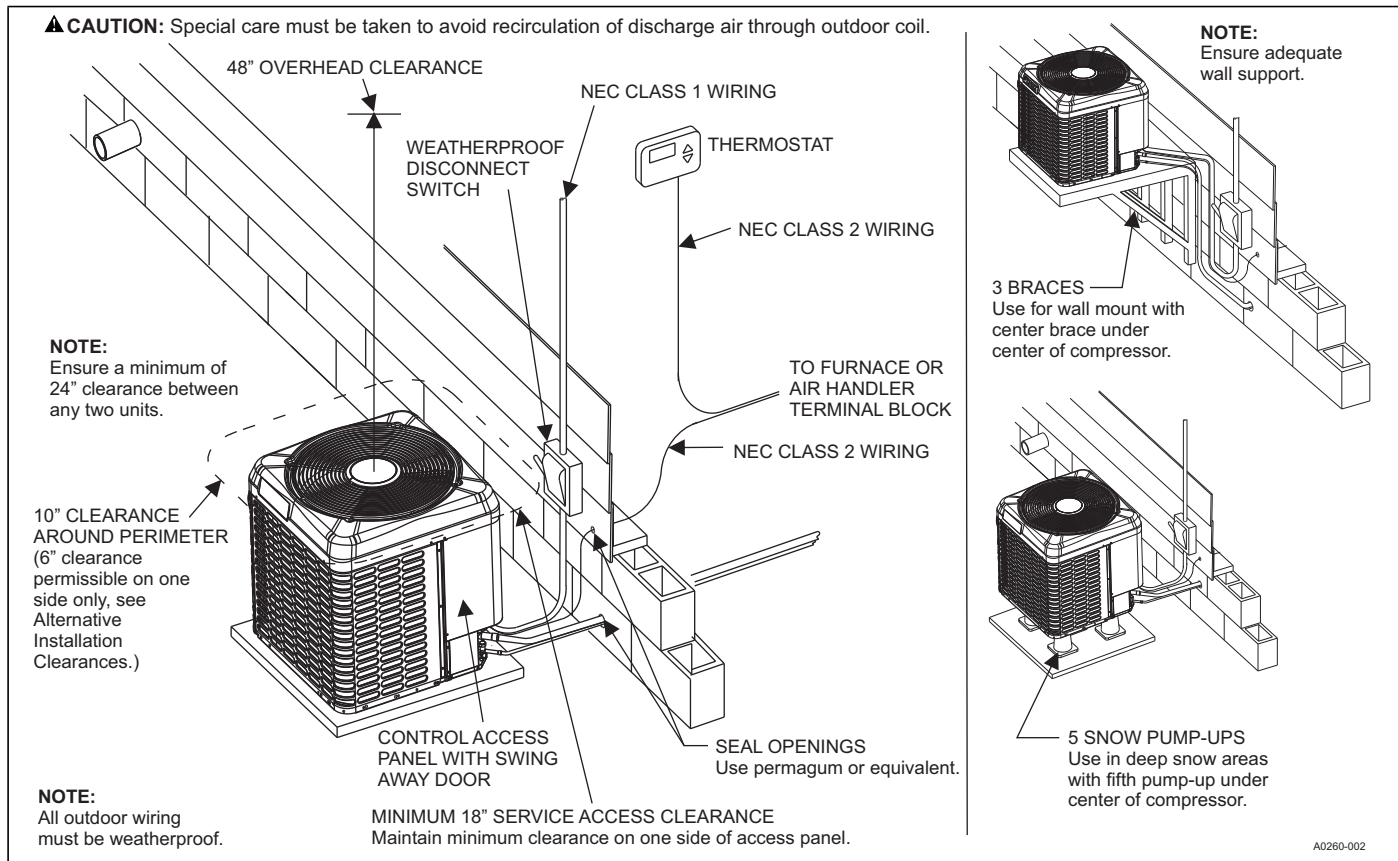
- Compressor shall be hermetic with internal electrical overload protection and internal overpressure protection.
- Compressor shall be mounted on rubber vibration isolators that do not require the removal of transportation clips or brackets.
- Units shall be constructed with internally sprung reciprocating compressors for low vibration.
- Outdoor fan shall be direct drive with vertical air discharge for low sound levels.
- Outdoor fan motor shall be totally enclosed with permanently lubricated ball bearings motors approved for vertical shaft applications.
- Outdoor coil shall be air cooled and constructed of zinc-coated aluminum microchannel construction for small size and low weight.

### UNIT WARRANTIES

- Unit manufacturer shall provide a 10-Year compressor warranty without a requirement for unit registration.
- Unit manufacturer shall provide a 5-Year parts warranty without a requirement for unit registration.

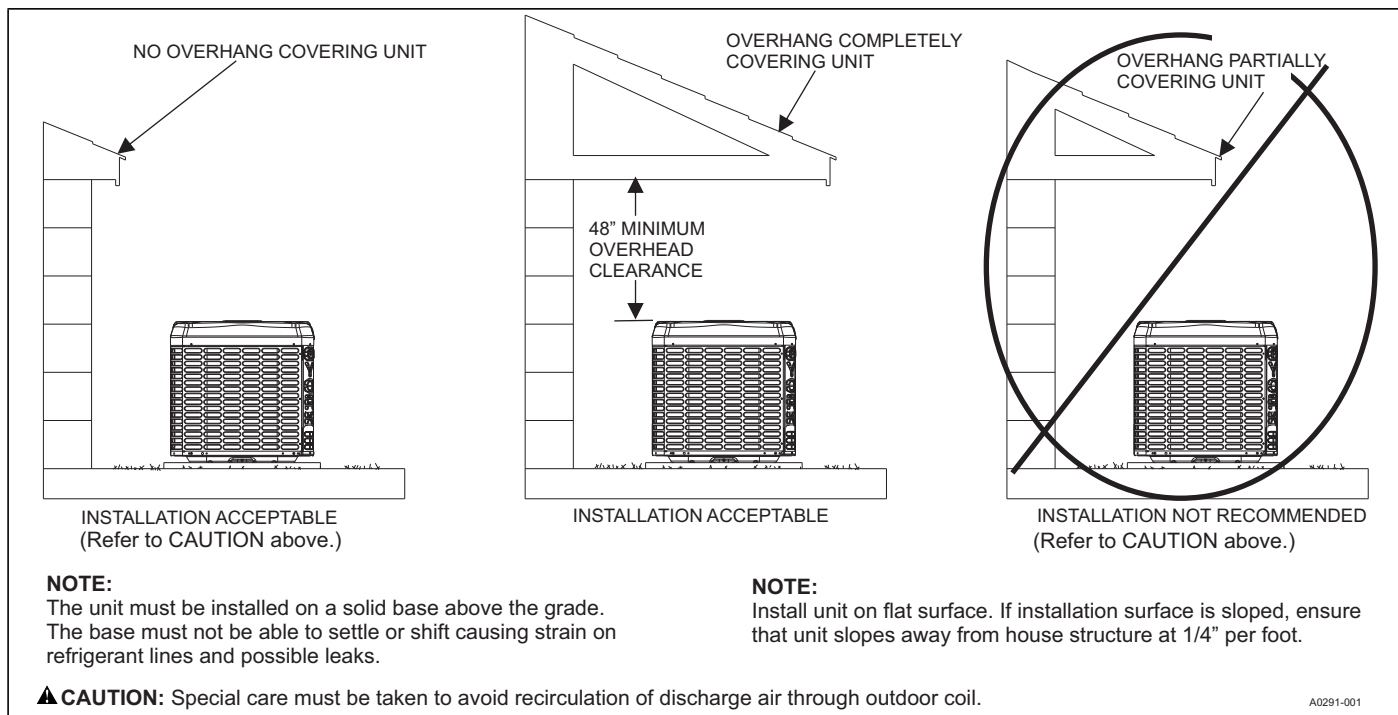


## TYPICAL INSTALLATION

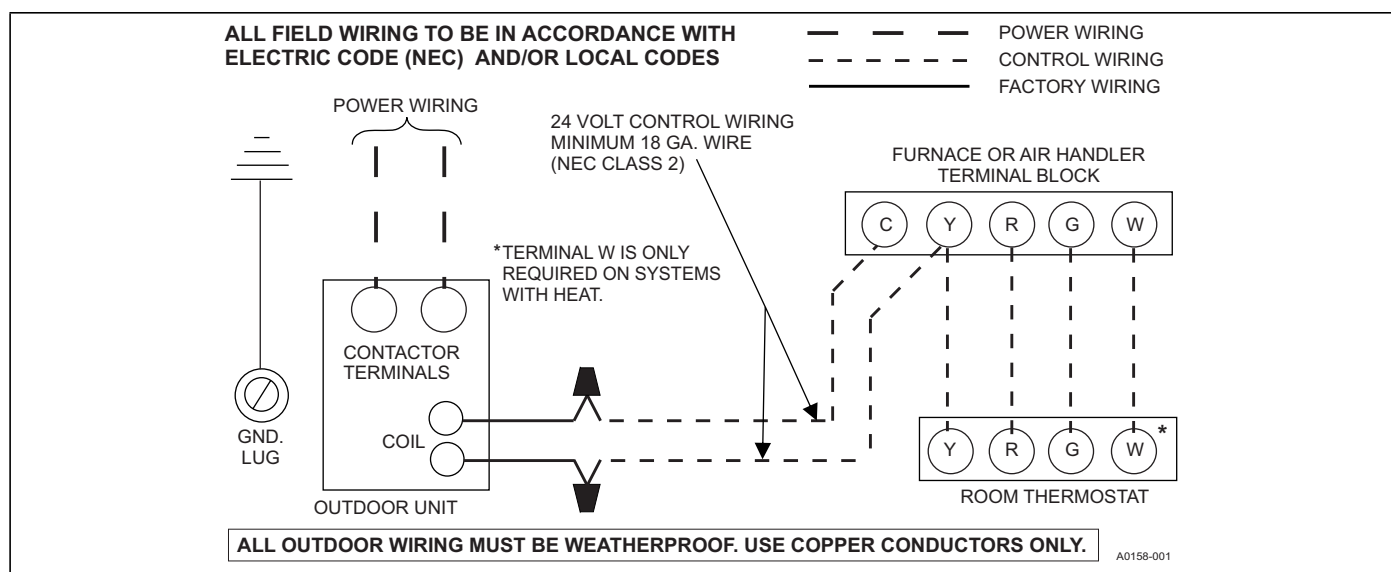


## ▲ CAUTION

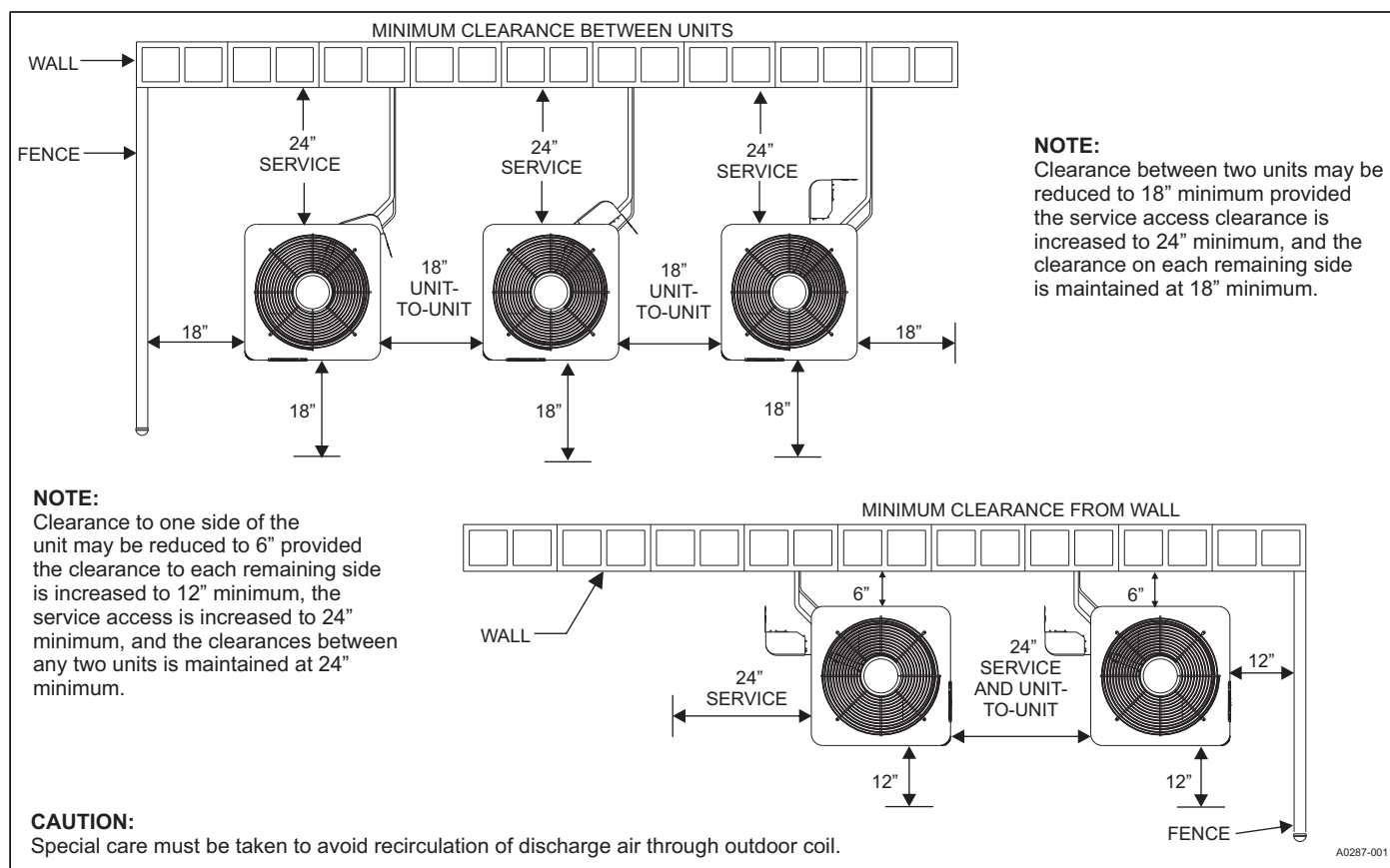
Care must be taken to prevent ice from damaging the unit. Damage may occur from ice falling onto unit from a sloped roof or from a vertical drip line due to a partial overhang.



## TYPICAL FIELD WIRING



## ALTERNATIVE INSTALLATION CLEARANCES



**PERFORMANCE DATA - 1.5 TON**

CONDENSER-ONLY DATA (OUTDOOR UNIT)																		
MODEL	SATURATED SUCTION @ COMPRESSOR		Outdoor Ambient Temperature															
			55 °F		65 °F		75 °F		85 °F		95 °F		105 °F		115 °F		125 °F	
	T (°F)	P (PSIG)	MBH	KW	MBH	KW	MBH	KW	MBH	KW	MBH	KW	MBH	KW	MBH	KW	MBH	KW
YCE18B22S	35	107	15.8	1.00	14.9	1.13	14.1	1.25	13.2	1.38	12.3	1.52	11.4	1.69	10.4	1.88	9.3	2.11
	40	118	17.5	0.99	16.5	1.11	15.6	1.23	14.7	1.36	13.7	1.50	12.7	1.67	11.6	1.87	10.5	2.10
	45	130	19.3	0.97	18.3	1.10	17.3	1.22	16.3	1.35	15.2	1.49	14.1	1.66	12.9	1.86	11.7	2.09
	50	142	21.3	0.96	20.2	1.08	19.1	1.20	18.0	1.33	16.8	1.47	15.6	1.64	14.3	1.84	13.0	2.07
	55	156	23.4	0.94	22.2	1.06	21.0	1.18	19.8	1.30	18.6	1.45	17.2	1.61	15.9	1.82	14.4	2.05

**Notes:**

1. For Outdoor Unit (Condenser) performance only. Data does not include the effects of air handler power or heat.
2. Performance based on 15°F subcooling and 15°F superheat at the Outdoor Unit base valves.
  - a. Increase capacity by 1% for each 2°F increase in subcooling.
  - b. Decrease capacity by 1% for each 2°F decrease in subcooling.
3. Maximum recommended condensing temperature is 140°F.

<b>COOLING PERFORMANCE DATA</b>																
<b>OUTDOOR UNIT MODEL NO.</b>		<b>YCE18B22S</b>														
<b>INDOOR COIL MODEL NO.</b>		<b>CF18AXA1</b>														
<b>AIR TEMP. ENTERING OUTDOOR UNIT (°F)</b>	<b>ID CFM</b>	<b>450</b>					<b>600</b>					<b>750</b>				
	<b>ID DB (°F)</b>	<b>80</b>	<b>80</b>	<b>75</b>	<b>80</b>	<b>80</b>	<b>80</b>	<b>80</b>	<b>75</b>	<b>80</b>	<b>80</b>	<b>80</b>	<b>80</b>	<b>75</b>	<b>80</b>	<b>80</b>
	<b>ID WB (°F)</b>	<b>57</b>	<b>62</b>	<b>62</b>	<b>67</b>	<b>72</b>	<b>57</b>	<b>62</b>	<b>62</b>	<b>67</b>	<b>72</b>	<b>57</b>	<b>62</b>	<b>62</b>	<b>67</b>	<b>72</b>
<b>55</b>	<b>T.C.</b>	15.7	17.2	17.5	19.1	21.2	17.5	18.3	18.6	20.2	22.1	19.3	19.5	19.7	21.3	23.0
	<b>S.C.</b>	15.0	13.2	11.5	11.3	9.3	16.9	16.0	13.7	13.4	10.8	18.8	18.8	15.9	15.5	12.3
	<b>KW</b>	0.90	0.89	0.89	0.88	0.88	0.96	0.96	0.96	0.95	0.94	1.02	1.02	1.03	1.02	1.01
<b>65</b>	<b>T.C.</b>	15.2	16.6	16.7	18.4	20.4	17.0	17.7	17.7	19.5	21.3	18.7	18.8	18.8	20.5	22.1
	<b>S.C.</b>	14.6	13.0	11.1	11.1	8.9	16.4	15.6	13.2	13.2	10.3	18.3	18.2	15.4	15.3	11.6
	<b>KW</b>	0.99	0.99	1.00	0.99	0.98	1.06	1.06	1.06	1.05	1.04	1.12	1.12	1.13	1.12	1.11
<b>75</b>	<b>T.C.</b>	14.7	16.0	15.8	17.8	19.5	16.4	17.1	16.8	18.7	20.4	18.1	18.1	17.9	19.6	21.3
	<b>S.C.</b>	14.3	12.8	10.6	10.9	8.5	16.0	15.2	12.8	13.0	9.8	17.7	17.6	15.0	15.1	11.0
	<b>KW</b>	1.09	1.10	1.10	1.09	1.08	1.15	1.16	1.16	1.16	1.14	1.22	1.22	1.23	1.22	1.21
<b>85</b>	<b>T.C.</b>	14.1	15.2	16.6	16.9	18.8	15.7	16.3	16.8	17.9	19.6	17.4	17.3	17.0	18.9	20.5
	<b>S.C.</b>	13.6	12.4	11.4	10.5	8.3	15.3	14.7	13.0	12.6	9.6	17.0	17.0	14.6	14.8	10.9
	<b>KW</b>	1.23	1.24	1.24	1.23	1.21	1.29	1.29	1.30	1.29	1.28	1.35	1.35	1.36	1.36	1.34
<b>95</b>	<b>T.C.</b>	13.4	14.4	17.5	16.1	18.1	15.1	15.5	16.8	17.1	18.9	16.7	16.5	16.1	18.1	19.7
	<b>S.C.</b>	13.0	12.0	12.1	10.1	8.2	14.7	14.2	13.2	12.3	9.5	16.3	16.4	14.2	14.5	10.8
	<b>KW</b>	1.37	1.38	1.39	1.36	1.34	1.43	1.43	1.44	1.43	1.41	1.48	1.49	1.50	1.49	1.48
<b>105</b>	<b>T.C.</b>	12.5	13.3	15.3	14.8	16.7	14.1	14.4	15.1	15.7	17.4	15.7	15.4	14.8	16.7	18.2
	<b>S.C.</b>	12.2	11.5	11.0	9.6	7.6	13.7	13.4	12.2	11.7	8.9	15.3	15.3	13.4	13.9	10.2
	<b>KW</b>	1.64	1.66	1.67	1.66	1.61	1.68	1.70	1.72	1.70	1.67	1.72	1.74	1.77	1.74	1.73
<b>115</b>	<b>T.C.</b>	11.6	12.2	13.2	13.6	15.3	13.2	13.3	13.4	14.4	16.0	14.7	14.3	13.5	15.3	16.7
	<b>S.C.</b>	11.4	11.1	9.9	9.1	7.1	12.9	12.6	11.3	11.2	8.3	14.3	14.2	12.7	13.3	9.6
	<b>KW</b>	1.91	1.94	1.94	1.94	1.88	1.93	1.97	1.99	1.97	1.92	1.96	1.99	2.04	1.99	1.97
<b>125</b>	<b>T.C.</b>	10.7	11.2	11.1	12.4	14.0	12.2	12.2	11.7	13.1	14.6	13.7	13.2	12.3	13.8	15.3
	<b>S.C.</b>	10.7	10.6	8.7	8.6	6.5	12.0	11.9	10.3	10.6	7.8	13.3	13.2	11.9	12.7	9.0
	<b>KW</b>	2.17	2.22	2.21	2.23	2.14	2.19	2.23	2.26	2.23	2.17	2.20	2.24	2.30	2.24	2.20
<b>NOTE: ALL CAPACITIES INCLUDE INDOOR FAN HEAT. KW VALUES ARE FOR THE SYSTEM (OUTDOOR + INDOOR).</b>																
Green shaded cells are ACCA (TVA) conditions.																
Blue shaded cells are AHRI conditions.																

**Multipliers for determining the performance with other indoor sections.**

**NOTE:** For dry bulb temperatures different than those listed (between 73-87 °F), sensible capacity increases by 1060 BTUH per 1000 CFM per degree above the listed temperature and decreases by 1060 BTUH per 1000 CFM per degree below the listed temperature.

**COIL MULTIPLIERS- 1.5 TON**

Air Handler	Coil	T.C.	S.C.	KW
–	CF/CM/CU18A	1.00	1.00	1.00
–	CF/CM/CU18B	1.00	1.12	1.00
–	CF/CM/CU24A	1.02	1.09	1.02
–	CF/CM/CU24B	1.02	1.09	1.02
–	CF/CM/CU30A	1.04	1.07	1.01
–	CF/CM/CU30B	1.04	1.07	1.01
–	CF/CM/CU36B	1.04	1.05	1.02
–	CF/CM/CU36C	1.04	1.05	1.02
–	CF/CM24C	1.02	1.09	1.02
–	CF/CM30C	1.04	1.07	1.01
–	CF/CM36D	1.04	1.05	1.02
AE18BX21	–	1.05	1.09	0.95
AE24BX21	–	1.05	1.07	0.95
AE30BX21	–	1.05	1.05	0.95
AE36CX21	–	1.05	1.06	0.95
AP18BX21	–	1.03	1.12	1.01
AP24BX21	–	1.04	1.14	1.01
AVC18BX21	–	1.05	1.09	0.95
AVC24BX21	–	1.05	1.07	0.95
AVC30BX21	–	1.05	1.09	0.95
ME08BN21	CF/CM18B	1.04	1.07	0.94
ME08BN21	CF/CM24B	1.04	1.06	0.94
ME08BN21	CF/CM30B	1.05	1.05	0.95
ME08BN21	CF/CM36B	1.05	1.02	0.95
ME12BN21	CF/CM18B	1.05	1.11	0.95
ME12BN21	CF/CM24B	1.05	1.12	0.95
ME12BN21	CF/CM30B	1.05	1.09	0.95
ME12BN21	CF/CM36B	1.05	1.09	0.95
ME12CN21	CF/CM24C	1.05	1.06	0.95
ME12CN21	CF/CM30C	1.05	1.05	0.95
ME12CN21	CF/CM36C	1.05	1.04	0.95
MVC08BN21	CF/CM18B	1.05	1.09	0.95
MVC08BN21	CF/CM24B	1.05	1.10	0.95
MVC08BN21	CF/CM30B	1.05	1.07	0.95
MVC08BN21	CF/CM36B	1.05	1.07	0.95
MVC12CN21	CF/CM24C	1.05	1.10	0.95
MVC12CN21	CF/CM30C	1.05	1.08	0.95
MVC12CN21	CF/CM36C	1.05	1.06	0.95

**FURNACE MULTIPLIERS- 1.5 TON**

Furnaces	Coil	T.C.	S.C.	KW
TM8V060A12MP12C	CF/CM/CU18A	1.05	1.08	0.95
TM8V060A12MP12C	CF/CM/CU18B	1.05	1.08	0.95
TM8V060A12MP12C	CF/CM/CU24A	1.05	1.08	0.95
TM8V060A12MP12C	CF/CM/CU24B	1.05	1.07	0.95
TM8V060A12MP12C	CF/CM/CU30A	1.05	1.07	0.95
TM8V060A12MP12C	CF/CM/CU30B	1.05	1.07	0.95
TM8V060A12MP12C	CF/CM36A	1.05	1.08	0.95
TM8V060A12MP12C	CF/CM/CU36B	1.05	1.08	0.95
TM8V080B12MP12C	CF/CM/CU18B	1.04	1.08	0.94
TM8V080B12MP12C	CF/CM/CU24B	1.05	1.08	0.95
TM8V080B12MP12C	CF/CM24C	1.05	1.08	0.95
TM8V080B12MP12C	CF/CM/CU30B	1.05	1.07	0.95
TM8V080B12MP12C	CF/CM30C	1.05	1.09	0.95
TM8V080B12MP12C	CF/CM/CU36B	1.05	1.08	0.95
TM8V080B12MP12C	CF/CM/CU36C	1.05	1.10	0.95
TM8X060A12MP11	CF/CM/CU18A	1.05	1.07	0.95
TM8X060A12MP11	CF/CM/CU18B	1.05	1.10	0.95
TM8X060A12MP11	CF/CM/CU24A	1.05	1.08	0.95
TM8X060A12MP11	CF/CM/CU24B	1.05	1.09	0.95
TM8X060A12MP11	CF/CM/CU30A	1.05	1.07	0.95
TM8X060A12MP11	CF/CM/CU30B	1.05	1.08	0.95
TM8X060A12MP11	CF/CM36A	1.05	1.08	0.95
TM8X060A12MP11	CF/CM/CU36B	1.05	1.07	0.95
TM8X080B12MP11	CF/CM/CU18B	1.05	1.11	0.95
TM8X080B12MP11	CF/CM/CU24B	1.05	1.12	0.95
TM8X080B12MP11	CF/CM24C	1.05	1.12	0.95
TM8X080B12MP11	CF/CM/CU30B	1.05	1.09	0.95
TM8X080B12MP11	CF/CM30C	1.05	1.09	0.95
TM8X080B12MP11	CF/CM/CU36B	1.05	1.10	0.95
TM8Y060A12MP11	CF/CM/CU18A	1.05	1.07	0.95
TM8Y060A12MP11	CF/CM/CU18B	1.05	1.10	0.95
TM8Y060A12MP11	CF/CM/CU24A	1.05	1.08	0.95
TM8Y060A12MP11	CF/CM/CU24B	1.05	1.09	0.95
TM8Y060A12MP11	CF/CM/CU30A	1.05	1.07	0.95
TM8Y060A12MP11	CF/CM/CU30B	1.05	1.08	0.95
TM8Y060A12MP11	CF/CM36A	1.05	1.08	0.95
TM8Y060A12MP11	CF/CM/CU36B	1.05	1.07	0.95
TM8Y080B12MP11	CF/CM/CU18B	1.05	1.11	0.95
TM8Y080B12MP11	CF/CM/CU24B	1.05	1.12	0.95
TM8Y080B12MP11	CF/CM24C	1.05	1.12	0.95
TM8Y080B12MP11	CF/CM/CU30B	1.05	1.09	0.95
TM8Y080B12MP11	CF/CM30C	1.05	1.09	0.95
TM8Y080B12MP11	CF/CM/CU36B	1.05	1.10	0.95
TM9E040A10MP11	CF/CM/CU18A	1.04	1.12	1.00
TM9E040A10MP11	CF/CM/CU18B	1.02	1.04	0.94
TM9E040A10MP11	CF/CM/CU24A	1.05	1.12	1.00
TM9E040A10MP11	CF/CM/CU24B	1.02	1.03	0.94
TM9E040A10MP11	CF/CM/CU30A	1.05	1.10	0.99
TM9E040A10MP11	CF/CM/CU30B	1.03	1.02	0.95
TM9E040A10MP11	CF/CM36A	1.05	1.10	0.99
TM9E040A10MP11	CF/CM/CU36B	1.04	1.02	0.96
TM9E060B12MP11	CF/CM/CU18B	1.05	1.11	0.95
TM9E060B12MP11	CF/CM/CU24B	1.05	1.12	0.95
TM9E060B12MP11	CF/CM24C	1.05	1.12	0.95
TM9E060B12MP11	CF/CM/CU30B	1.05	1.09	0.95

**FURNACE MULTIPLIERS- 1.5 TON (Continued)**

Furnaces	Coil	T.C.	S.C.	KW
TM9E060B12MP11	CF/CM30C	1.05	1.09	0.95
TM9E060B12MP11	CF/CM/CU36B	1.05	1.10	0.95
TM9E080C16MP11	CF/CM24C	1.05	1.06	0.95
TM9E080C16MP11	CF/CM30C	1.05	1.05	0.95
TM9E080C16MP11	CF/CM/CU36C	1.05	1.04	0.95
TM9E080C16MP11	CF/CM36D	1.05	1.04	0.95
TM9E100C16MP11	CF/CM24C	1.05	1.07	0.95
TM9E100C16MP11	CF/CM30C	1.05	1.07	0.95
TM9E100C16MP11	CF/CM/CU36C	1.05	1.07	0.95
TM9E100C16MP11	CF/CM36D	1.05	1.07	0.95
TM9V040A10MP12C	CF/CM/CU18A	1.02	1.04	0.96
TM9V040A10MP12C	CF/CM/CU18B	1.02	1.04	0.94
TM9V040A10MP12C	CF/CM/CU24A	1.02	1.03	0.94
TM9V040A10MP12C	CF/CM/CU24B	1.05	1.08	0.97
TM9V040A10MP12C	CF/CM/CU30A	1.03	1.02	0.95
TM9V040A10MP12C	CF/CM/CU30B	1.05	1.07	0.95
TM9V040A10MP12C	CF/CM36A	1.05	1.09	0.97
TM9V040A10MP12C	CF/CM/CU36B	1.05	1.09	0.95
TM9V060B12MP12C	CF/CM/CU18B	1.04	1.08	0.96
TM9V060B12MP12C	CF/CM/CU24B	1.05	1.06	0.95
TM9V060B12MP12C	CF/CM24C	1.05	1.06	0.95
TM9V060B12MP12C	CF/CM/CU30B	1.05	1.05	0.95
TM9V060B12MP12C	CF/CM30C	1.05	1.05	0.95
TM9V060B12MP12C	CF/CM/CU36B	1.05	1.04	0.95
TM9V060B12MP12C	CF/CM/CU36C	1.05	1.04	0.95
TM9V080B12MP12C	CF/CM/CU18B	1.05	1.08	0.95
TM9V080B12MP12C	CF/CM/CU24B	1.05	1.12	0.95
TM9V080B12MP12C	CF/CM24C	1.05	1.12	0.95
TM9V080B12MP12C	CF/CM/CU30B	1.05	1.09	0.95
TM9V080B12MP12C	CF/CM30C	1.05	1.09	0.95
TM9V080B12MP12C	CF/CM/CU36B	1.05	1.10	0.95
TM9V080B12MP12C	CF/CM/CU36C	1.05	1.10	0.95
TM9Y040A10MP11	CF/CM/CU18A	1.04	1.12	1.00
TM9Y040A10MP11	CF/CM/CU18B	1.02	1.04	0.94
TM9Y040A10MP11	CF/CM/CU24A	1.05	1.12	1.00
TM9Y040A10MP11	CF/CM/CU24B	1.02	1.03	0.94
TM9Y040A10MP11	CF/CM/CU30A	1.05	1.10	0.99
TM9Y040A10MP11	CF/CM/CU30B	1.03	1.02	0.95
TM9Y040A10MP11	CF/CM36A	1.05	1.10	0.99
TM9Y040A10MP11	CF/CM/CU36B	1.04	1.02	0.96
TM9Y060B12MP11	CF/CM/CU18B	1.05	1.11	0.95
TM9Y060B12MP11	CF/CM/CU24B	1.05	1.12	0.95
TM9Y060B12MP11	CF/CM24C	1.05	1.12	0.95
TM9Y060B12MP11	CF/CM/CU30B	1.05	1.09	0.95
TM9Y060B12MP11	CF/CM30C	1.05	1.09	0.95
TM9Y060B12MP11	CF/CM/CU36B	1.05	1.10	0.95
TM9Y080C16MP11	CF/CM24C	1.05	1.06	0.95
TM9Y080C16MP11	CF/CM30C	1.05	1.05	0.95
TM9Y080C16MP11	CF/CM/CU36C	1.05	1.04	0.95
TM9Y080C16MP11	CF/CM36D	1.05	1.04	0.95
TM9Y100C16MP11	CF/CM24C	1.05	1.07	0.95
TM9Y100C16MP11	CF/CM30C	1.05	1.07	0.95
TM9Y100C16MP11	CF/CM/CU36C	1.05	1.07	0.95
TM9Y100C16MP11	CF/CM36D	1.05	1.07	0.95

**FURNACE MULTIPLIERS- 1.5 TON (Continued)**

Furnaces	Coil	T.C.	S.C.	KW
TMLV060A12MP12C	CF/CM/CU18A	1.05	1.08	0.95
TMLV060A12MP12C	CF/CM/CU18B	1.05	1.08	0.95
TMLV060A12MP12C	CF/CM/CU24A	1.05	1.08	0.95
TMLV060A12MP12C	CF/CM/CU24B	1.05	1.07	0.95
TMLV060A12MP12C	CF/CM/CU30A	1.05	1.07	0.95
TMLV060A12MP12C	CF/CM/CU30B	1.05	1.07	0.95
TMLV060A12MP12C	CF/CM36A	1.05	1.08	0.95
TMLV060A12MP12C	CF/CM/CU36B	1.05	1.08	0.95
TMLV080B12MP12C	CF/CM/CU18B	1.04	1.08	0.94
TMLV080B12MP12C	CF/CM/CU24B	1.05	1.08	0.95
TMLV080B12MP12C	CF/CM24C	1.05	1.08	0.95
TMLV080B12MP12C	CF/CM/CU30B	1.05	1.07	0.95
TMLV080B12MP12C	CF/CM30C	1.05	1.09	0.95
TMLV080B12MP12C	CF/CM/CU36B	1.05	1.08	0.95
TMLV080B12MP12C	CF/CM/CU36C	1.05	1.10	0.95
TMLX060A12MP11	CF/CM/CU18A	1.05	1.07	0.95
TMLX060A12MP11	CF/CM/CU18B	1.05	1.10	0.95
TMLX060A12MP11	CF/CM/CU24A	1.05	1.08	0.95
TMLX060A12MP11	CF/CM/CU24B	1.05	1.09	0.95
TMLX060A12MP11	CF/CM/CU30A	1.05	1.07	0.95
TMLX060A12MP11	CF/CM/CU30B	1.05	1.08	0.95
TMLX060A12MP11	CF/CM36A	1.05	1.08	0.95
TMLX060A12MP11	CF/CM/CU36B	1.05	1.07	0.95
TMLX080B12MP11	CF/CM/CU18B	1.05	1.11	0.95
TMLX080B12MP11	CF/CM/CU24B	1.05	1.12	0.95
TMLX080B12MP11	CF/CM24C	1.05	1.12	0.95
TMLX080B12MP11	CF/CM/CU30B	1.05	1.09	0.95
TMLX080B12MP11	CF/CM30C	1.05	1.09	0.95
TMLX080B12MP11	CF/CM/CU36B	1.05	1.10	0.95
TP9C060B12MP13C	CF/CM/CU18B	1.04	1.08	0.96
TP9C060B12MP13C	CF/CM/CU24B	1.05	1.06	0.95
TP9C060B12MP13C	CF/CM24C	1.05	1.06	0.95
TP9C060B12MP13C	CF/CM/CU30B	1.05	1.05	0.95
TP9C060B12MP13C	CF/CM30C	1.05	1.05	0.95
TP9C060B12MP13C	CF/CM/CU36B	1.05	1.04	0.95
TP9C060B12MP13C	CF/CM/CU36C	1.05	1.04	0.95
TP9C080B12MP13C	CF/CM/CU18B	1.05	1.08	0.95
TP9C080B12MP13C	CF/CM/CU24B	1.05	1.12	0.95
TP9C080B12MP13C	CF/CM24C	1.05	1.12	0.95
TP9C080B12MP13C	CF/CM/CU30B	1.05	1.09	0.95
TP9C080B12MP13C	CF/CM30C	1.05	1.09	0.95
TP9C080B12MP13C	CF/CM/CU36B	1.05	1.10	0.95
TP9C080B12MP13C	CF/CM/CU36C	1.05	1.10	0.95
TPLC060A12MP13C	CF/CM/CU18A	1.05	1.08	0.95
TPLC060A12MP13C	CF/CM/CU18B	1.05	1.08	0.95
TPLC060A12MP13C	CF/CM/CU24A	1.05	1.08	0.95
TPLC060A12MP13C	CF/CM/CU24B	1.05	1.07	0.95
TPLC060A12MP13C	CF/CM/CU30A	1.05	1.07	0.95
TPLC060A12MP13C	CF/CM/CU30B	1.05	1.07	0.95
TPLC060A12MP13C	CF/CM36A	1.05	1.08	0.95
TPLC060A12MP13C	CF/CM/CU36B	1.05	1.08	0.95
TPLC080B12MP13C	CF/CM/CU18B	1.04	1.08	0.94
TPLC080B12MP13C	CF/CM/CU24B	1.05	1.08	0.95
TPLC080B12MP13C	CF/CM24C	1.05	1.08	0.95

**FURNACE MULTIPLIERS- 1.5 TON (Continued)**

Furnaces	Coil	T.C.	S.C.	KW
TPLC080B12MP13C	CF/CM/CU30B	1.05	1.07	0.95
TPLC080B12MP13C	CF/CM30C	1.05	1.09	0.95
TPLC080B12MP13C	CF/CM/CU36B	1.05	1.08	0.95
TPLC080B12MP13C	CF/CM/CU36C	1.05	1.10	0.95
YP9C060B12MP13C	CF/CM/CU18B	1.04	1.08	0.96
YP9C060B12MP13C	CF/CM/CU24B	1.05	1.06	0.95
YP9C060B12MP13C	CF/CM24C	1.05	1.06	0.95
YP9C060B12MP13C	CF/CM/CU30B	1.05	1.05	0.95
YP9C060B12MP13C	CF/CM30C	1.05	1.05	0.95
YP9C060B12MP13C	CF/CM/CU36B	1.05	1.04	0.95
YP9C060B12MP13C	CF/CM/CU36C	1.05	1.04	0.95
YP9C080B12MP13C	CF/CM/CU18B	1.05	1.08	0.95
YP9C080B12MP13C	CF/CM/CU24B	1.05	1.12	0.95
YP9C080B12MP13C	CF/CM24C	1.05	1.12	0.95
YP9C080B12MP13C	CF/CM/CU30B	1.05	1.09	0.95
YP9C080B12MP13C	CF/CM30C	1.05	1.09	0.95
YP9C080B12MP13C	CF/CM/CU36B	1.05	1.10	0.95
YP9C080B12MP13C	CF/CM/CU36C	1.05	1.10	0.95

**FURNACE MULTIPLIERS- 1.5 TON (Continued)**

Furnaces	Coil	T.C.	S.C.	KW
YPLC060A12MP13C	CF/CM/CU18A	1.05	1.08	0.95
YPLC060A12MP13C	CF/CM/CU18B	1.05	1.08	0.95
YPLC060A12MP13C	CF/CM/CU24A	1.05	1.08	0.95
YPLC060A12MP13C	CF/CM/CU24B	1.05	1.07	0.95
YPLC060A12MP13C	CF/CM/CU30A	1.05	1.07	0.95
YPLC060A12MP13C	CF/CM/CU30B	1.05	1.07	0.95
YPLC060A12MP13C	CF/CM36A	1.05	1.08	0.95
YPLC060A12MP13C	CF/CM/CU36B	1.05	1.08	0.95
YPLC080B12MP13C	CF/CM/CU18B	1.04	1.08	0.94
YPLC080B12MP13C	CF/CM/CU24B	1.05	1.08	0.95
YPLC080B12MP13C	CF/CM24C	1.05	1.08	0.95
YPLC080B12MP13C	CF/CM/CU30B	1.05	1.07	0.95
YPLC080B12MP13C	CF/CM30C	1.05	1.09	0.95
YPLC080B12MP13C	CF/CM/CU36B	1.05	1.08	0.95
YPLC080B12MP13C	CF/CM/CU36C	1.05	1.10	0.95

**PERFORMANCE DATA - 2 TON**

CONDENSER-ONLY DATA (OUTDOOR UNIT)																		
MODEL	SATURATED SUCTION @ COMPRESSOR		Outdoor Ambient Temperature															
			55 °F		65 °F		75 °F		85 °F		95 °F		105 °F		115 °F		125 °F	
	T (°F)	P (PSIG)	MBH	KW	MBH	KW	MBH	KW	MBH	KW	MBH	KW	MBH	KW	MBH	KW	MBH	KW
YCE24B22S	35	107	23.0	1.38	21.8	1.54	20.6	1.70	19.4	1.88	18.1	2.08	16.8	2.33	15.3	2.63	13.7	2.99
	40	118	25.4	1.36	24.1	1.52	22.8	1.68	21.5	1.86	20.1	2.06	18.7	2.31	17.1	2.61	15.4	2.95
	45	130	28.0	1.34	26.6	1.50	25.2	1.66	23.8	1.84	22.3	2.04	20.7	2.28	19.0	2.58	17.2	2.92
	50	142	30.7	1.32	29.2	1.48	27.7	1.64	26.2	1.82	24.6	2.02	22.9	2.26	21.1	2.55	19.1	2.89
	55	156	33.6	1.31	32.0	1.47	30.4	1.63	28.7	1.81	27.0	2.00	25.2	2.24	23.2	2.53	21.2	2.86

**Notes:**

- For Outdoor Unit (Condenser) performance only. Data does not include the effects of air handler power or heat.
- Performance based on 15°F subcooling and 15°F superheat at the Outdoor Unit base valves.
  - Increase capacity by 1% for each 2°F increase in subcooling.
  - Decrease capacity by 1% for each 2°F decrease in subcooling.
- Maximum recommended condensing temperature is 140°F.

<b>COOLING PERFORMANCE DATA</b>																
<b>OUTDOOR UNIT MODEL NO.</b>		<b>YCE24B22S</b>														
<b>INDOOR COIL MODEL NO.</b>		<b>CF24AXA1</b>														
<b>AIR TEMP. ENTERING OUTDOOR UNIT (°F)</b>	<b>ID CFM</b>	<b>600</b>					<b>800</b>					<b>1000</b>				
	<b>ID DB (°F)</b>	<b>80</b>	<b>80</b>	<b>75</b>	<b>80</b>	<b>80</b>	<b>80</b>	<b>80</b>	<b>75</b>	<b>80</b>	<b>80</b>	<b>80</b>	<b>80</b>	<b>75</b>	<b>80</b>	<b>80</b>
	<b>ID WB (°F)</b>	<b>57</b>	<b>62</b>	<b>62</b>	<b>67</b>	<b>72</b>	<b>57</b>	<b>62</b>	<b>62</b>	<b>67</b>	<b>72</b>	<b>57</b>	<b>62</b>	<b>62</b>	<b>67</b>	<b>72</b>
<b>55</b>	<b>T.C.</b>	22.4	24.6	24.5	26.8	28.9	24.0	25.6	25.5	27.7	29.6	25.5	26.6	26.4	28.7	30.2
	<b>S.C.</b>	21.7	19.3	16.5	16.3	13.1	23.4	21.7	18.3	17.9	13.9	25.1	24.1	20.1	19.6	14.7
	<b>KW</b>	1.30	1.29	1.29	1.29	1.29	1.36	1.36	1.36	1.36	1.36	1.43	1.44	1.43	1.43	1.43
<b>65</b>	<b>T.C.</b>	21.7	23.7	23.7	25.9	28.1	23.2	24.7	24.6	26.7	28.9	24.7	25.7	25.5	27.6	29.6
	<b>S.C.</b>	21.1	18.8	16.1	16.0	12.8	22.7	21.3	17.9	17.7	13.8	24.3	23.8	19.8	19.4	14.7
	<b>KW</b>	1.43	1.43	1.43	1.42	1.42	1.50	1.50	1.50	1.49	1.49	1.56	1.57	1.57	1.56	1.56
<b>75</b>	<b>T.C.</b>	20.9	22.8	22.8	25.0	27.3	22.4	23.8	23.7	25.8	28.1	24.0	24.7	24.6	26.5	29.0
	<b>S.C.</b>	20.5	18.3	15.6	15.7	12.5	22.0	20.9	17.5	17.4	13.6	23.5	23.4	19.4	19.2	14.7
	<b>KW</b>	1.56	1.57	1.57	1.56	1.55	1.63	1.63	1.63	1.63	1.62	1.69	1.70	1.70	1.70	1.69
<b>85</b>	<b>T.C.</b>	20.1	21.9	21.9	24.0	26.4	21.6	22.8	22.8	24.8	27.2	23.2	23.8	23.6	25.5	28.0
	<b>S.C.</b>	19.7	18.0	15.3	15.2	12.2	21.2	20.4	17.2	17.1	13.3	22.7	22.9	19.1	18.9	14.4
	<b>KW</b>	1.75	1.75	1.75	1.74	1.72	1.81	1.81	1.81	1.81	1.79	1.87	1.88	1.88	1.87	1.86
<b>95</b>	<b>T.C.</b>	19.3	20.9	21.0	23.0	25.5	20.8	21.9	21.9	23.8	26.3	22.4	22.9	22.7	24.6	27.0
	<b>S.C.</b>	18.9	17.6	14.9	14.8	11.8	20.4	20.0	16.8	16.7	12.9	22.0	22.5	18.7	18.6	14.0
	<b>KW</b>	1.93	1.93	1.93	1.92	1.90	1.99	1.99	1.99	1.98	1.97	2.04	2.05	2.05	2.05	2.03
<b>105</b>	<b>T.C.</b>	18.4	19.7	19.7	21.8	24.1	19.7	20.6	20.5	22.5	24.9	21.1	21.6	21.3	23.2	25.6
	<b>S.C.</b>	18.1	17.0	14.3	14.2	11.3	19.4	19.1	16.1	16.1	12.4	20.7	21.2	17.9	18.0	13.4
	<b>KW</b>	2.22	2.22	2.22	2.20	2.17	2.27	2.27	2.28	2.26	2.24	2.32	2.32	2.33	2.32	2.31
<b>115</b>	<b>T.C.</b>	17.5	18.5	18.5	20.6	22.7	18.7	19.4	19.2	21.2	23.5	19.8	20.3	20.0	21.8	24.3
	<b>S.C.</b>	17.2	16.5	13.7	13.7	10.8	18.3	18.2	15.4	15.5	11.8	19.4	19.9	17.2	17.4	12.9
	<b>KW</b>	2.51	2.51	2.51	2.47	2.44	2.55	2.55	2.56	2.53	2.51	2.60	2.59	2.61	2.58	2.57
<b>125</b>	<b>T.C.</b>	16.7	17.3	17.2	19.3	21.4	17.6	18.2	17.9	19.9	22.1	18.5	19.0	18.6	20.5	22.9
	<b>S.C.</b>	16.4	15.9	13.1	13.2	10.3	17.3	17.3	14.8	15.0	11.3	18.2	18.7	16.4	16.8	12.3
	<b>KW</b>	2.80	2.79	2.79	2.75	2.71	2.83	2.82	2.83	2.80	2.77	2.87	2.85	2.88	2.85	2.83
ALL CAPACITIES INCLUDE INDOOR FAN HEAT. KW VALUES ARE FOR THE SYSTEM (OUTDOOR + INDOOR).																
Green shaded cells are ACCA (TVA) conditions.																
Blue shaded cells are AHRI conditions.																

**Multipliers for determining the performance with other indoor sections.**

**NOTE:** For dry bulb temperatures different than those listed (between 73-87 °F), sensible capacity increases by 1060 BTUH per 1000 CFM per degree above the listed temperature and decreases by 1060 BTUH per 1000 CFM per degree below the listed temperature.



**COIL MULTIPLIERS- 2 TON**

Air Handler	Coil	T.C.	S.C.	KW
–	CF/CM/CU24A	1.00	1.00	1.00
–	CF/CM/CU24B	1.00	1.11	1.00
–	CF/CM/CU30A	1.00	1.10	1.00
–	CF/CM/CU30B	1.00	1.10	1.00
–	CF/CM/CU36B	1.00	1.10	1.00
–	CF/CM/CU36C	1.00	1.10	1.00
–	CF/CM/CU42C	1.01	1.08	0.99
–	CF/CM24C	1.00	1.11	1.00
–	CF/CM30C	1.00	1.10	1.00
–	CF/CM36D	1.00	1.10	1.00
–	CF/CM42D	1.01	1.08	0.99
AE24BX21	–	1.01	1.11	0.93
AE30BX21	–	1.01	1.14	0.93
AE36BX21	–	1.01	1.11	0.93
AE36CX21	–	1.01	1.10	0.93
AP24BX21	–	0.99	1.04	0.99
AP30BX21	–	1.01	1.11	0.99
AVC24BX21	–	1.01	1.07	0.93
AVC30BX21	–	1.01	1.05	0.93
AVC36BX21	–	1.01	1.11	0.93
AVC36CX21	–	1.01	1.09	0.93
ME08BN21	CF/CM24B	1.01	1.10	0.93
ME08BN21	CF/CM30B	1.01	1.09	0.93
ME08BN21	CF/CM36B	1.01	1.09	0.93
ME08BN21	CF42B	1.01	1.13	0.93
ME12BN21	CF/CM24B	1.01	1.14	0.93
ME12BN21	CF/CM30B	1.01	1.13	0.93
ME12BN21	CF/CM36B	1.01	1.14	0.93
ME12BN21	CF42B	1.01	1.11	0.93
ME12CN21	CF/CM24C	1.01	1.12	0.93
ME12CN21	CF/CM30C	1.01	1.10	0.93
ME12CN21	CF/CM36C	1.01	1.11	0.93
ME12CN21	CF/CM42C	1.01	1.11	0.93
ME14DN21	CF/CM36D	1.01	1.14	0.93
ME14DN21	CF/CM42D	1.01	1.12	0.93
MVC08BN21	CF/CM24B	1.01	1.06	0.93
MVC08BN21	CF/CM30B	1.01	1.09	0.93
MVC08BN21	CF/CM36B	1.01	1.09	0.93
MVC08BN21	CF42B	1.01	1.04	0.93
MVC12BN21	CF/CM24B	1.01	1.09	0.93
MVC12BN21	CF/CM30B	1.01	1.13	0.93
MVC12BN21	CF/CM36B	1.01	1.14	0.93
MVC12BN21	CF42B	1.01	1.12	0.93
MVC12CN21	CF/CM24C	1.01	1.14	0.93
MVC12CN21	CF/CM30C	1.01	1.13	0.93
MVC12CN21	CF/CM36C	1.01	1.14	0.93
MVC12CN21	CF/CM42C	1.01	1.12	0.93
MVC14DN21	CF/CM36D	1.01	1.14	0.93
MVC14DN21	CF/CM42D	1.01	1.12	0.93

**FURNACE MULTIPLIERS- 2 TON**

Furnaces	Coil	T.C.	S.C.	KW
TM8V060A12MP12C	CF/CM/CU24A	1.00	1.01	0.92
TM8V060A12MP12C	CF/CM/CU24B	1.01	1.04	0.93
TM8V060A12MP12C	CF/CM/CU30A	1.01	0.99	0.93
TM8V060A12MP12C	CF/CM/CU30B	1.01	1.04	0.93
TM8V060A12MP12C	CF/CM36A	1.01	1.06	0.93
TM8V060A12MP12C	CF/CM/CU36B	1.01	1.04	0.93
TM8V060A12MP12C	CF42B	1.01	1.08	0.93
TM8V080B12MP12C	CF/CM/CU24B	1.01	1.06	0.93
TM8V080B12MP12C	CF/CM24C	1.01	1.06	0.93
TM8V080B12MP12C	CF/CM/CU30B	1.01	1.03	0.93
TM8V080B12MP12C	CF/CM30C	1.01	1.03	0.93
TM8V080B12MP12C	CF/CM/CU36B	1.01	1.03	0.93
TM8V080B12MP12C	CF/CM/CU36C	1.01	1.03	0.93
TM8V080B12MP12C	CF42B	1.01	1.02	0.93
TM8V080B12MP12C	CF/CM/CU42C	1.01	1.04	0.93
TM8V080C16MP12C	CF/CM24C	1.01	1.14	0.93
TM8V080C16MP12C	CF/CM30C	1.01	1.13	0.93
TM8V080C16MP12C	CF/CM/CU36C	1.01	1.14	0.93
TM8V080C16MP12C	CF/CM36D	1.01	1.14	0.93
TM8V080C16MP12C	CF/CM/CU42C	1.01	1.12	0.93
TM8V080C16MP12C	CF/CM42D	1.01	1.12	0.93
TM8V100C16MP12C	CF/CM24C	1.01	1.14	0.93
TM8V100C16MP12C	CF/CM30C	1.01	1.13	0.93
TM8V100C16MP12C	CF/CM/CU36C	1.01	1.14	0.93
TM8V100C16MP12C	CF/CM36D	1.01	1.14	0.93
TM8V100C16MP12C	CF/CM/CU42C	1.01	1.12	0.93
TM8V100C16MP12C	CF/CM42D	1.01	1.12	0.93
TM8X060A12MP11	CF/CM/CU24A	1.00	1.01	0.92
TM8X060A12MP11	CF/CM/CU24B	1.01	1.01	0.93
TM8X060A12MP11	CF/CM/CU30A	1.01	0.99	0.93
TM8X060A12MP11	CF/CM/CU30B	1.01	1.01	0.93
TM8X060A12MP11	CF/CM36A	1.01	1.04	0.93
TM8X060A12MP11	CF/CM/CU36B	1.01	1.02	0.93
TM8X060A12MP11	CF42B	1.01	1.08	0.93
TM8X080B12MP11	CF/CM/CU24B	1.01	1.08	0.93
TM8X080B12MP11	CF/CM24C	1.01	1.08	0.93
TM8X080B12MP11	CF/CM/CU30B	1.01	1.07	0.93
TM8X080B12MP11	CF/CM30C	1.01	1.07	0.93
TM8X080B12MP11	CF/CM/CU36B	1.01	1.09	0.93
TM8X080B12MP11	CF/CM/CU36C	1.01	1.10	0.93
TM8X080B12MP11	CF42B	1.01	1.03	0.93
TM8X080B12MP11	CF/CM/CU42C	1.01	1.11	0.93
TM8X080C16MP11	CF/CM24C	1.01	1.04	0.93
TM8X080C16MP11	CF/CM30C	1.01	1.04	0.93
TM8X080C16MP11	CF/CM/CU36C	1.01	1.04	0.93
TM8X080C16MP11	CF/CM36D	1.01	1.07	0.93
TM8X080C16MP11	CF/CM/CU42C	1.01	1.03	0.93
TM8X080C16MP11	CF/CM42D	1.01	1.03	0.93
TM8X100C16MP11	CF/CM24C	1.01	1.04	0.93
TM8X100C16MP11	CF/CM30C	1.01	1.04	0.93
TM8X100C16MP11	CF/CM/CU36C	1.01	1.04	0.93
TM8X100C16MP11	CF/CM36D	1.01	1.07	0.93
TM8X100C16MP11	CF/CM/CU42C	1.01	1.03	0.93
TM8X100C16MP11	CF/CM42D	1.01	1.03	0.93
TM8Y060A12MP11	CF/CM/CU24A	1.00	1.01	0.92

**FURNACE MULTIPLIERS- 2 TON (Continued)**

Furnaces	Coil	T.C.	S.C.	KW
TM8Y060A12MP11	CF/CM/CU24B	1.01	1.01	0.93
TM8Y060A12MP11	CF/CM/CU30A	1.01	0.99	0.93
TM8Y060A12MP11	CF/CM/CU30B	1.01	1.01	0.93
TM8Y060A12MP11	CF/CM36A	1.01	1.04	0.93
TM8Y060A12MP11	CF/CM/CU36B	1.01	1.02	0.93
TM8Y060A12MP11	CF42B	1.01	1.08	0.93
TM8Y080B12MP11	CF/CM/CU24B	1.01	1.08	0.93
TM8Y080B12MP11	CF/CM24C	1.01	1.08	0.93
TM8Y080B12MP11	CF/CM/CU30B	1.01	1.07	0.93
TM8Y080B12MP11	CF/CM30C	1.01	1.07	0.93
TM8Y080B12MP11	CF/CM/CU36B	1.01	1.09	0.93
TM8Y080B12MP11	CF/CM/CU36C	1.01	1.10	0.93
TM8Y080B12MP11	CF42B	1.01	1.03	0.93
TM8Y080B12MP11	CF/CM/CU42C	1.01	1.11	0.93
TM8Y080C16MP11	CF/CM24C	1.01	1.04	0.93
TM8Y080C16MP11	CF/CM30C	1.01	1.04	0.93
TM8Y080C16MP11	CF/CM/CU36C	1.01	1.04	0.93
TM8Y080C16MP11	CF/CM36D	1.01	1.07	0.93
TM8Y080C16MP11	CF/CM/CU42C	1.01	1.03	0.93
TM8Y080C16MP11	CF/CM42D	1.01	1.03	0.93
TM8Y100C16MP11	CF/CM24C	1.01	1.04	0.93
TM8Y100C16MP11	CF/CM30C	1.01	1.04	0.93
TM8Y100C16MP11	CF/CM/CU36C	1.01	1.04	0.93
TM8Y100C16MP11	CF/CM36D	1.01	1.07	0.93
TM8Y100C16MP11	CF/CM/CU42C	1.01	1.03	0.93
TM8Y100C16MP11	CF/CM42D	1.01	1.03	0.93
TM9E040A10MP11	CF/CM/CU24A	1.00	1.04	0.96
TM9E040A10MP11	CF/CM/CU24B	1.01	1.04	0.97
TM9E040A10MP11	CF/CM/CU30A	1.01	1.03	0.97
TM9E040A10MP11	CF/CM/CU30B	1.01	1.04	0.95
TM9E040A10MP11	CF/CM36A	1.01	1.03	0.97
TM9E040A10MP11	CF/CM/CU36B	1.01	1.04	0.95
TM9E040A10MP11	CF42B	1.01	1.03	0.95
TM9E060B12MP11	CF/CM/CU24B	1.01	1.02	0.93
TM9E060B12MP11	CF/CM24C	1.01	1.03	0.93
TM9E060B12MP11	CF/CM/CU30B	1.01	1.03	0.93
TM9E060B12MP11	CF/CM30C	1.01	1.03	0.93
TM9E060B12MP11	CF/CM/CU36B	1.01	1.03	0.93
TM9E060B12MP11	CF/CM/CU36C	1.01	1.04	0.93
TM9E060B12MP11	CF42B	1.01	1.03	0.93
TM9E060B12MP11	CF/CM/CU42C	1.01	1.03	0.93
TM9E080B12MP11	CF/CM/CU24B	1.01	1.04	0.93
TM9E080B12MP11	CF/CM24C	1.01	1.04	0.93
TM9E080B12MP11	CF/CM/CU30B	1.01	1.04	0.93
TM9E080B12MP11	CF/CM30C	1.01	1.04	0.93
TM9E080B12MP11	CF/CM/CU36B	1.01	1.04	0.93
TM9E080B12MP11	CF/CM/CU36C	1.01	1.04	0.93
TM9E080B12MP11	CF42B	1.01	1.03	0.93
TM9E080B12MP11	CF/CM/CU42C	1.01	1.03	0.93
TM9E080C16MP11	CF/CM24C	0.99	1.00	0.92
TM9E080C16MP11	CF/CM30C	1.01	0.98	0.93
TM9E080C16MP11	CF/CM/CU36C	1.01	1.00	0.93
TM9E080C16MP11	CF/CM36D	1.01	1.00	0.93
TM9E080C16MP11	CF/CM/CU42C	1.01	0.98	0.93
TM9E080C16MP11	CF/CM42D	1.01	0.98	0.93

**FURNACE MULTIPLIERS- 2 TON (Continued)**

Furnaces	Coil	T.C.	S.C.	KW
TM9E100C16MP11	CF/CM24C	1.00	1.01	0.92
TM9E100C16MP11	CF/CM30C	1.01	1.00	0.93
TM9E100C16MP11	CF/CM/CU36C	1.01	1.01	0.93
TM9E100C16MP11	CF/CM36D	1.01	1.01	0.93
TM9E100C16MP11	CF/CM/CU42C	1.01	1.00	0.93
TM9E100C16MP11	CF/CM42D	1.01	1.00	0.93
TM9V040A10MP12C	CF/CM/CU24A	0.99	1.01	0.95
TM9V040A10MP12C	CF/CM/CU24B	0.99	1.01	0.93
TM9V040A10MP12C	CF/CM/CU30A	1.01	1.13	1.01
TM9V040A10MP12C	CF/CM/CU30B	1.01	0.99	0.93
TM9V040A10MP12C	CF/CM36A	1.01	1.01	0.93
TM9V040A10MP12C	CF/CM/CU36B	1.01	1.01	0.93
TM9V040A10MP12C	CF42B	1.01	1.00	0.93
TM9V060B12MP12C	CF/CM/CU24B	1.01	1.04	0.93
TM9V060B12MP12C	CF/CM24C	1.01	1.04	0.93
TM9V060B12MP12C	CF/CM/CU30B	1.01	1.03	0.93
TM9V060B12MP12C	CF/CM30C	1.01	1.04	0.93
TM9V060B12MP12C	CF/CM/CU36B	1.01	1.01	0.93
TM9V060B12MP12C	CF/CM/CU36C	1.01	1.01	0.93
TM9V060B12MP12C	CF42B	1.01	1.03	0.93
TM9V060B12MP12C	CF/CM/CU42C	1.01	1.03	0.93
TM9V080B12MP12C	CF/CM/CU24B	1.01	1.06	0.93
TM9V080B12MP12C	CF/CM24C	1.01	1.06	0.93
TM9V080B12MP12C	CF/CM/CU30B	1.01	1.10	0.93
TM9V080B12MP12C	CF/CM30C	1.01	1.07	0.93
TM9V080B12MP12C	CF/CM/CU36B	1.01	1.03	0.93
TM9V080B12MP12C	CF/CM/CU36C	1.01	1.10	0.93
TM9V080B12MP12C	CF42B	1.01	1.08	0.93
TM9V080B12MP12C	CF/CM/CU42C	1.01	1.11	0.93
TM9V100C16MP12C	CF/CM24C	1.01	1.10	0.93
TM9V100C16MP12C	CF/CM30C	1.01	1.14	0.93
TM9V100C16MP12C	CF/CM/CU36C	1.01	1.14	0.93
TM9V100C16MP12C	CF/CM36D	1.01	1.14	0.93
TM9V100C16MP12C	CF/CM/CU42C	1.01	1.13	0.93
TM9V100C16MP12C	CF/CM42D	1.01	1.13	0.93
TM9Y040A10MP11	CF/CM/CU24A	1.00	1.04	0.96
TM9Y040A10MP11	CF/CM/CU24B	1.01	1.04	0.97
TM9Y040A10MP11	CF/CM/CU30A	1.01	1.03	0.97
TM9Y040A10MP11	CF/CM/CU30B	1.01	1.04	0.95
TM9Y040A10MP11	CF/CM36A	1.01	1.03	0.97
TM9Y040A10MP11	CF/CM/CU36B	1.01	1.04	0.95
TM9Y040A10MP11	CF42B	1.01	1.03	0.95
TM9Y060B12MP11	CF/CM/CU24B	1.01	1.02	0.93
TM9Y060B12MP11	CF/CM24C	1.01	1.03	0.93
TM9Y060B12MP11	CF/CM/CU30B	1.01	1.03	0.93
TM9Y060B12MP11	CF/CM30C	1.01	1.03	0.93
TM9Y060B12MP11	CF/CM/CU36B	1.01	1.03	0.93
TM9Y060B12MP11	CF/CM/CU36C	1.01	1.04	0.93
TM9Y060B12MP11	CF42B	1.01	1.03	0.93
TM9Y060B12MP11	CF/CM/CU42C	1.01	1.03	0.93
TM9Y080B12MP11	CF/CM/CU24B	1.01	1.04	0.93
TM9Y080B12MP11	CF/CM24C	1.01	1.04	0.93
TM9Y080B12MP11	CF/CM/CU30B	1.01	1.04	0.93
TM9Y080B12MP11	CF/CM30C	1.01	1.04	0.93
TM9Y080B12MP11	CF/CM/CU36B	1.01	1.04	0.93
TM9Y080B12MP11	CF/CM/CU36C	1.01	1.04	0.93
TM9Y080B12MP11	CF/CM42D	1.01	1.04	0.93

**FURNACE MULTIPLIERS- 2 TON (Continued)**

Furnaces	Coil	T.C.	S.C.	KW
TM9Y080B12MP11	CF/CM/CU36C	1.01	1.04	0.93
TM9Y080B12MP11	CF42B	1.01	1.03	0.93
TM9Y080B12MP11	CF/CM/CU42C	1.01	1.03	0.93
TM9Y080C16MP11	CF/CM24C	0.99	1.00	0.92
TM9Y080C16MP11	CF/CM30C	1.01	0.98	0.93
TM9Y080C16MP11	CF/CM/CU36C	1.01	1.00	0.93
TM9Y080C16MP11	CF/CM36D	1.01	1.00	0.93
TM9Y080C16MP11	CF/CM/CU42C	1.01	0.98	0.93
TM9Y080C16MP11	CF/CM42D	1.01	0.98	0.93
TM9Y100C16MP11	CF/CM24C	1.00	1.01	0.92
TM9Y100C16MP11	CF/CM30C	1.01	1.00	0.93
TM9Y100C16MP11	CF/CM/CU36C	1.01	1.01	0.93
TM9Y100C16MP11	CF/CM36D	1.01	1.01	0.93
TM9Y100C16MP11	CF/CM/CU42C	1.01	1.00	0.93
TM9Y100C16MP11	CF/CM42D	1.01	1.00	0.93
TMLV060A12MP12C	CF/CM/CU24A	1.00	1.01	0.92
TMLV060A12MP12C	CF/CM/CU24B	1.01	1.04	0.93
TMLV060A12MP12C	CF/CM/CU30A	1.01	0.99	0.93
TMLV060A12MP12C	CF/CM/CU30B	1.01	1.04	0.93
TMLV060A12MP12C	CF/CM36A	1.01	1.06	0.93
TMLV060A12MP12C	CF/CM/CU36B	1.01	1.04	0.93
TMLV060A12MP12C	CF42B	1.01	1.08	0.93
TMLV080B12MP12C	CF/CM/CU24B	1.01	1.06	0.93
TMLV080B12MP12C	CF/CM24C	1.01	1.06	0.93
TMLV080B12MP12C	CF/CM/CU30B	1.01	1.03	0.93
TMLV080B12MP12C	CF/CM30C	1.01	1.03	0.93
TMLV080B12MP12C	CF/CM/CU36B	1.01	1.03	0.93
TMLV080B12MP12C	CF/CM/CU36C	1.01	1.03	0.93
TMLV080B12MP12C	CF42B	1.01	1.02	0.93
TMLV080B12MP12C	CF/CM/CU42C	1.01	1.04	0.93
TMLV080C16MP12C	CF/CM24C	1.01	1.14	0.93
TMLV080C16MP12C	CF/CM30C	1.01	1.13	0.93
TMLV080C16MP12C	CF/CM/CU36C	1.01	1.14	0.93
TMLV080C16MP12C	CF/CM36D	1.01	1.14	0.93
TMLV080C16MP12C	CF/CM/CU42C	1.01	1.12	0.93
TMLV080C16MP12C	CF/CM42D	1.01	1.12	0.93
TMLV100C16MP12C	CF/CM24C	1.01	1.14	0.93
TMLV100C16MP12C	CF/CM30C	1.01	1.13	0.93
TMLV100C16MP12C	CF/CM/CU36C	1.01	1.14	0.93
TMLV100C16MP12C	CF/CM36D	1.01	1.14	0.93
TMLV100C16MP12C	CF/CM/CU42C	1.01	1.12	0.93
TMLV100C16MP12C	CF/CM42D	1.01	1.12	0.93
TMLX060A12MP11	CF/CM/CU24A	1.00	1.01	0.92
TMLX060A12MP11	CF/CM/CU24B	1.01	1.01	0.93
TMLX060A12MP11	CF/CM/CU30A	1.01	0.99	0.93
TMLX060A12MP11	CF/CM/CU30B	1.01	1.01	0.93
TMLX060A12MP11	CF/CM36A	1.01	1.04	0.93
TMLX060A12MP11	CF/CM/CU36B	1.01	1.02	0.93
TMLX060A12MP11	CF42B	1.01	1.08	0.93
TMLX080B12MP11	CF/CM/CU24B	1.01	1.08	0.93
TMLX080B12MP11	CF/CM24C	1.01	1.08	0.93
TMLX080B12MP11	CF/CM/CU30B	1.01	1.07	0.93
TMLX080B12MP11	CF/CM30C	1.01	1.07	0.93
TMLX080B12MP11	CF/CM/CU36B	1.01	1.09	0.93
TMLX080B12MP11	CF/CM/CU36C	1.01	1.10	0.93

**FURNACE MULTIPLIERS- 2 TON (Continued)**

Furnaces	Coil	T.C.	S.C.	KW
TMLX080B12MP11	CF42B	1.01	1.03	0.93
TMLX080B12MP11	CF/CM/CU42C	1.01	1.11	0.93
TMLX080C16MP11	CF/CM24C	1.01	1.04	0.93
TMLX080C16MP11	CF/CM30C	1.01	1.04	0.93
TMLX080C16MP11	CF/CM/CU36C	1.01	1.04	0.93
TMLX080C16MP11	CF/CM36D	1.01	1.07	0.93
TMLX080C16MP11	CF/CM/CU42C	1.01	1.03	0.93
TMLX080C16MP11	CF/CM42D	1.01	1.03	0.93
TMLX100C16MP11	CF/CM24C	1.01	1.04	0.93
TMLX100C16MP11	CF/CM30C	1.01	1.04	0.93
TMLX100C16MP11	CF/CM/CU36C	1.01	1.04	0.93
TMLX100C16MP11	CF/CM36D	1.01	1.07	0.93
TMLX100C16MP11	CF/CM/CU42C	1.01	1.03	0.93
TMLX100C16MP11	CF/CM42D	1.01	1.03	0.93
TP9C060B12MP13C	CF/CM/CU24B	1.01	1.04	0.93
TP9C060B12MP13C	CF/CM24C	1.01	1.04	0.93
TP9C060B12MP13C	CF/CM/CU30B	1.01	1.03	0.93
TP9C060B12MP13C	CF/CM30C	1.01	1.04	0.93
TP9C060B12MP13C	CF/CM/CU36B	1.01	1.01	0.93
TP9C060B12MP13C	CF/CM/CU36C	1.01	1.01	0.93
TP9C060B12MP13C	CF42B	1.01	1.03	0.93
TP9C060B12MP13C	CF/CM/CU42C	1.01	1.03	0.93
TP9C080B12MP13C	CF/CM/CU24B	1.01	1.06	0.93
TP9C080B12MP13C	CF/CM24C	1.01	1.06	0.93
TP9C080B12MP13C	CF/CM/CU30B	1.01	1.10	0.93
TP9C080B12MP13C	CF/CM30C	1.01	1.07	0.93
TP9C080B12MP13C	CF/CM/CU36B	1.01	1.03	0.93
TP9C080B12MP13C	CF/CM/CU36C	1.01	1.10	0.93
TP9C080B12MP13C	CF42B	1.01	1.08	0.93
TP9C080B12MP13C	CF/CM/CU42C	1.01	1.11	0.93
TP9C100C16MP13C	CF/CM24C	1.01	1.10	0.93
TP9C100C16MP13C	CF/CM30C	1.01	1.14	0.93
TP9C100C16MP13C	CF/CM/CU36C	1.01	1.14	0.93
TP9C100C16MP13C	CF/CM36D	1.01	1.14	0.93
TP9C100C16MP13C	CF/CM/CU42C	1.01	1.13	0.93
TP9C100C16MP13C	CF/CM42D	1.01	1.13	0.93
TPLC060A12MP13C	CF/CM/CU24A	1.00	1.01	0.92
TPLC060A12MP13C	CF/CM/CU24B	1.01	1.04	0.93
TPLC060A12MP13C	CF/CM/CU30A	1.01	0.99	0.93
TPLC060A12MP13C	CF/CM/CU30B	1.01	1.04	0.93
TPLC060A12MP13C	CF/CM36A	1.01	1.06	0.93
TPLC060A12MP13C	CF/CM/CU36B	1.01	1.04	0.93
TPLC060A12MP13C	CF42B	1.01	1.08	0.93
TPLC080B12MP13C	CF/CM/CU24B	1.01	1.06	0.93
TPLC080B12MP13C	CF/CM24C	1.01	1.06	0.93
TPLC080B12MP13C	CF/CM/CU30B	1.01	1.03	0.93
TPLC080B12MP13C	CF/CM30C	1.01	1.03	0.93
TPLC080B12MP13C	CF/CM/CU36B	1.01	1.03	0.93
TPLC080B12MP13C	CF/CM/CU36C	1.01	1.03	0.93
TPLC080B12MP13C	CF42B	1.01	1.02	0.93
TPLC080B12MP13C	CF/CM/CU42C	1.01	1.04	0.93
TPLC080C16MP13C	CF/CM24C	1.01	1.14	0.93
TPLC080C16MP13C	CF/CM30C	1.01	1.13	0.93
TPLC080C16MP13C	CF/CM/CU36C	1.01	1.14	0.93
TPLC080C16MP13C	CF/CM36D	1.01	1.14	0.93

**FURNACE MULTIPLIERS- 2 TON (Continued)**

<b>Furnaces</b>	<b>Coil</b>	<b>T.C.</b>	<b>S.C.</b>	<b>KW</b>
TPLC080C16MP13C	CF/CM/CU42C	1.01	1.12	0.93
TPLC080C16MP13C	CF/CM42D	1.01	1.12	0.93
TPLC100C16MP13C	CF/CM24C	1.01	1.14	0.93
TPLC100C16MP13C	CF/CM30C	1.01	1.13	0.93
TPLC100C16MP13C	CF/CM/CU36C	1.01	1.14	0.93
TPLC100C16MP13C	CF/CM36D	1.01	1.14	0.93
TPLC100C16MP13C	CF/CM/CU42C	1.01	1.12	0.93
TPLC100C16MP13C	CF/CM42D	1.01	1.12	0.93
YP9C060B12MP13C	CF/CM/CU24B	1.01	1.04	0.93
YP9C060B12MP13C	CF/CM24C	1.01	1.04	0.93
YP9C060B12MP13C	CF/CM/CU30B	1.01	1.03	0.93
YP9C060B12MP13C	CF/CM30C	1.01	1.04	0.93
YP9C060B12MP13C	CF/CM/CU36B	1.01	1.01	0.93
YP9C060B12MP13C	CF/CM/CU36C	1.01	1.01	0.93
YP9C060B12MP13C	CF/CM/CU36C	1.01	1.01	0.93
YP9C060B12MP13C	CF42B	1.01	1.03	0.93
YP9C060B12MP13C	CF/CM/CU42C	1.01	1.03	0.93
YP9C080B12MP13C	CF/CM/CU24B	1.01	1.06	0.93
YP9C080B12MP13C	CF/CM24C	1.01	1.06	0.93
YP9C080B12MP13C	CF/CM/CU30B	1.01	1.10	0.93
YP9C080B12MP13C	CF/CM30C	1.01	1.07	0.93
YP9C080B12MP13C	CF/CM/CU36B	1.01	1.03	0.93
YP9C080B12MP13C	CF/CM/CU36C	1.01	1.10	0.93
YP9C080B12MP13C	CF42B	1.01	1.08	0.93
YP9C080B12MP13C	CF/CM/CU42C	1.01	1.11	0.93
YP9C100C16MP13C	CF/CM24C	1.01	1.10	0.93
YP9C100C16MP13C	CF/CM30C	1.01	1.14	0.93
YP9C100C16MP13C	CF/CM/CU36C	1.01	1.14	0.93
YP9C100C16MP13C	CF/CM36D	1.01	1.14	0.93
YP9C100C16MP13C	CF/CM/CU42C	1.01	1.13	0.93
YP9C100C16MP13C	CF/CM42D	1.01	1.13	0.93

**FURNACE MULTIPLIERS- 2 TON (Continued)**

<b>Furnaces</b>	<b>Coil</b>	<b>T.C.</b>	<b>S.C.</b>	<b>KW</b>
YPLC060A12MP13C	CF/CM/CU24A	1.00	1.01	0.92
YPLC060A12MP13C	CF/CM/CU24B	1.01	1.04	0.93
YPLC060A12MP13C	CF/CM/CU30A	1.01	0.99	0.93
YPLC060A12MP13C	CF/CM/CU30B	1.01	1.04	0.93
YPLC060A12MP13C	CF/CM36A	1.01	1.06	0.93
YPLC060A12MP13C	CF/CM/CU36B	1.01	1.04	0.93
YPLC060A12MP13C	CF42B	1.01	1.08	0.93
YPLC080B12MP13C	CF/CM/CU24B	1.01	1.06	0.93
YPLC080B12MP13C	CF/CM24C	1.01	1.06	0.93
YPLC080B12MP13C	CF/CM/CU30B	1.01	1.03	0.93
YPLC080B12MP13C	CF/CM30C	1.01	1.03	0.93
YPLC080B12MP13C	CF/CM/CU36B	1.01	1.03	0.93
YPLC080B12MP13C	CF/CM/CU36C	1.01	1.03	0.93
YPLC080B12MP13C	CF42B	1.01	1.02	0.93
YPLC080B12MP13C	CF/CM/CU42C	1.01	1.04	0.93
YPLC080C16MP13C	CF/CM24C	1.01	1.14	0.93
YPLC080C16MP13C	CF/CM30C	1.01	1.13	0.93
YPLC080C16MP13C	CF/CM/CU36C	1.01	1.14	0.93
YPLC080C16MP13C	CF/CM36D	1.01	1.14	0.93
YPLC080C16MP13C	CF/CM/CU42C	1.01	1.12	0.93
YPLC080C16MP13C	CF/CM42D	1.01	1.12	0.93
YPLC100C16MP13C	CF/CM24C	1.01	1.14	0.93
YPLC100C16MP13C	CF/CM30C	1.01	1.13	0.93
YPLC100C16MP13C	CF/CM/CU36C	1.01	1.14	0.93
YPLC100C16MP13C	CF/CM36D	1.01	1.14	0.93
YPLC100C16MP13C	CF/CM/CU42C	1.01	1.12	0.93
YPLC100C16MP13C	CF/CM42D	1.01	1.12	0.93

## PERFORMANCE DATA - 2.5 TON

CONDENSER-ONLY DATA (OUTDOOR UNIT)																		
MODEL	SATURATED SUCTION @ COMPRESSOR		Outdoor Ambient Temperature															
			55 °F		65 °F		75 °F		85 °F		95 °F		105 °F		115 °F		125 °F	
	T (°F)	P (PSIG)	MBH	KW	MBH	KW	MBH	KW	MBH	KW	MBH	KW	MBH	KW	MBH	KW	MBH	KW
YCE30B22S	35	107	27.7	1.70	26.3	1.89	24.9	2.09	23.5	2.31	22.0	2.57	20.4	2.88	18.7	3.24	16.8	3.67
	40	118	30.6	1.69	29.0	1.88	27.5	2.08	26.0	2.30	24.4	2.55	22.7	2.85	20.9	3.21	18.9	3.62
	45	130	33.7	1.68	31.9	1.87	30.3	2.07	28.6	2.29	27.0	2.54	25.2	2.84	23.3	3.19	21.2	3.58
	50	142	37.0	1.67	35.1	1.86	33.3	2.06	31.5	2.28	29.7	2.53	27.8	2.82	25.7	3.16	23.6	3.55
	55	156	40.6	1.66	38.5	1.86	36.5	2.06	34.6	2.28	32.6	2.52	30.6	2.81	28.4	3.14	26.1	3.52

**Notes:**

- For Outdoor Unit (Condenser) performance only. Data does not include the effects of air handler power or heat.
- Performance based on 15°F subcooling and 15°F superheat at the Outdoor Unit base valves.
  - Increase capacity by 1% for each 2°F increase in subcooling.
  - Decrease capacity by 1% for each 2°F decrease in subcooling.
- Maximum recommended condensing temperature is 140°F.

COOLING PERFORMANCE DATA																	
OUTDOOR UNIT MODEL NO.			YCE30B22S														
INDOOR COIL MODEL NO.			CF30BXA1														
AIR TEMP. ENTERING OUTDOOR UNIT (°F)	ID CFM	800					1000					1200					
	ID DB (°F)	80	80	75	80	80	80	80	75	80	80	80	80	75	80	80	
	ID WB (°F)	57	62	62	67	72	57	62	62	67	72	57	62	62	67	72	
55	T.C.	28.0	30.4	29.8	33.2	36.3	29.3	31.8	31.1	34.5	36.6	30.6	33.2	32.5	35.9	36.8	
	S.C.	27.8	24.9	21.0	20.7	16.6	29.1	27.7	22.9	22.4	17.3	30.4	30.5	24.8	24.1	18.0	
	KW	1.64	1.64	1.65	1.66	1.67	1.72	1.72	1.73	1.74	1.75	1.80	1.80	1.81	1.82	1.83	
65	T.C.	27.1	29.1	29.2	31.9	35.6	28.7	30.5	30.5	33.2	35.9	30.2	31.8	31.8	34.5	36.3	
	S.C.	26.9	24.4	20.8	20.4	16.3	28.5	27.2	22.9	22.2	17.2	30.0	29.9	24.9	24.1	18.2	
	KW	1.80	1.81	1.81	1.82	1.83	1.88	1.88	1.89	1.90	1.91	1.96	1.96	1.97	1.97	1.99	
75	T.C.	26.3	27.8	28.7	30.6	34.9	28.0	29.1	29.9	31.8	35.3	29.7	30.3	31.1	33.0	35.7	
	S.C.	26.1	23.8	20.6	20.0	16.0	27.8	26.6	22.8	22.1	17.2	29.5	29.4	25.1	24.2	18.4	
	KW	1.96	1.97	1.97	1.98	1.99	2.04	2.04	2.05	2.05	2.07	2.11	2.12	2.13	2.13	2.15	
85	T.C.	25.1	26.9	27.3	29.6	33.0	26.9	28.1	28.6	30.8	33.7	28.7	29.3	29.8	32.0	34.3	
	S.C.	24.9	23.4	19.9	19.7	15.5	26.7	26.1	22.2	21.8	16.8	28.5	28.8	24.4	23.9	18.0	
	KW	2.19	2.19	2.20	2.19	2.20	2.26	2.26	2.27	2.27	2.28	2.33	2.33	2.34	2.35	2.36	
95	T.C.	23.9	25.9	26.0	28.6	31.1	25.8	27.1	27.2	29.8	32.0	27.7	28.3	28.4	31.0	33.0	
	S.C.	23.7	23.0	19.3	19.3	15.1	25.6	25.6	21.5	21.5	16.3	27.5	28.1	23.7	23.6	17.6	
	KW	2.42	2.41	2.42	2.41	2.41	2.49	2.48	2.49	2.48	2.49	2.55	2.55	2.56	2.56	2.57	
105	T.C.	22.4	24.1	24.2	26.6	29.4	24.1	25.4	25.2	27.7	30.1	25.8	26.8	26.3	28.7	30.9	
	S.C.	22.3	21.9	18.4	18.4	14.4	24.0	24.1	20.6	20.5	15.7	25.6	26.3	22.7	22.7	17.0	
	KW	2.83	2.82	2.85	2.79	2.77	2.87	2.86	2.90	2.86	2.84	2.90	2.90	2.95	2.92	2.92	
115	T.C.	21.1	22.4	22.4	24.7	27.7	22.5	23.8	23.3	25.6	28.3	24.0	25.3	24.2	26.5	28.9	
	S.C.	20.9	20.9	17.5	17.5	13.7	22.4	22.7	19.7	19.6	15.0	23.9	24.5	21.8	21.8	16.3	
	KW	3.22	3.21	3.27	3.16	3.12	3.23	3.23	3.30	3.22	3.19	3.24	3.25	3.33	3.27	3.25	
125	T.C.	19.7	20.6	20.6	22.8	25.9	21.0	22.2	21.3	23.6	26.4	22.2	23.8	22.1	24.4	26.9	
	S.C.	19.6	19.8	16.7	16.6	13.1	20.8	21.3	18.8	18.7	14.4	22.1	22.8	20.9	20.9	15.7	
	KW	3.61	3.61	3.69	3.53	3.47	3.60	3.60	3.70	3.58	3.53	3.59	3.59	3.71	3.62	3.59	
ALL CAPACITIES INCLUDE INDOOR FAN HEAT. KW VALUES ARE FOR THE SYSTEM (OUTDOOR + INDOOR).																	
Green shaded cells are ACCA (TVA) conditions.																	
Blue shaded cells are AHRI conditions.																	

**Multipliers for determining the performance with other indoor sections.**

**NOTE:** For dry bulb temperatures different than those listed (between 73-87 °F), sensible capacity increases by 1060 BTUH per 1000 CFM per degree above the listed temperature and decreases by 1060 BTUH per 1000 CFM per degree below the listed temperature.

**COIL MULTIPLIERS- 2.5 TON**

Air Handler	Coil	T.C.	S.C.	KW
–	CF/CM/CU30B	1.00	1.00	1.00
–	CF/CM/CU36B	1.00	1.08	1.00
–	CF/CM/CU36C	1.00	1.08	1.00
–	CF/CM/CU42C	1.01	1.07	1.01
–	CF/CM30C	1.00	1.09	1.00
–	CF/CM36D	1.00	1.08	1.00
–	CF/CM42D	1.01	1.07	1.01
AE30BX21	–	1.01	1.02	0.93
AE36BX21	–	1.01	0.99	0.91
AE36CX21	–	1.01	1.06	0.91
AP30BX21	–	1.00	1.00	1.00
AP36CX21	–	1.01	1.12	1.01
AVC30BX21	–	1.00	1.01	0.92
AVC36BX21	–	1.01	1.00	0.91
AVC36CX21	–	1.01	1.03	0.91
ME08BN21	CF/CM30B	1.01	1.04	0.91
ME08BN21	CF/CM36B	1.01	1.03	0.91
ME08BN21	CF42B	1.01	1.02	0.91
ME12BN21	CF/CM30B	1.01	1.01	0.91
ME12BN21	CF/CM36B	1.01	1.00	0.91
ME12BN21	CF42B	1.01	1.02	0.91
ME12CN21	CF/CM30C	1.01	1.08	0.91
ME12CN21	CF/CM36C	1.01	0.99	0.91
ME12CN21	CF/CM42C	1.01	1.08	0.91
ME14DN21	CF/CM36D	1.01	1.09	0.91
ME14DN21	CF/CM42D	1.01	1.08	0.91
ME16CN21	CF/CM30C	1.01	1.04	0.91
ME16CN21	CF/CM36C	1.01	1.03	0.91
ME16CN21	CF/CM42C	1.01	1.03	0.91
MVC08BN21	CF/CM30B	1.00	1.01	0.92
MVC08BN21	CF/CM36B	1.01	0.99	0.91
MVC08BN21	CF42B	1.01	1.02	0.91
MVC12BN21	CF/CM30B	1.01	1.03	0.91
MVC12BN21	CF/CM36B	1.01	1.02	0.91
MVC12BN21	CF42B	1.01	1.02	0.91
MVC12CN21	CF/CM30C	1.01	1.08	0.91
MVC12CN21	CF/CM36C	1.01	1.10	0.91
MVC12CN21	CF/CM42C	1.01	1.06	0.91
MVC14DN21	CF/CM36D	1.01	1.10	0.91
MVC14DN21	CF/CM42D	1.01	1.07	0.91
MVC16CN21	CF/CM30C	1.01	1.13	0.91
MVC16CN21	CF/CM36C	1.01	1.04	0.91
MVC16CN21	CF/CM42C	1.01	1.12	0.91

**FURNACE MULTIPLIERS- 2.5 TON**

Furnaces	Coil	T.C.	S.C.	KW
TM8V060A12MP12C	CF/CM/CU30A	1.00	1.03	0.96
TM8V060A12MP12C	CF/CM/CU30B	1.01	1.02	0.95
TM8V060A12MP12C	CF/CM36A	1.01	1.02	0.95
TM8V060A12MP12C	CF/CM/CU36B	1.01	1.02	0.93
TM8V060A12MP12C	CF42B	1.01	1.02	0.93
TM8V080B12MP12C	CF/CM/CU30B	0.99	1.01	0.93
TM8V080B12MP12C	CF/CM30C	1.00	1.00	0.94
TM8V080B12MP12C	CF/CM/CU36B	1.01	0.99	0.95
TM8V080B12MP12C	CF/CM/CU36C	1.01	1.00	0.95
TM8V080B12MP12C	CF42B	1.01	1.00	0.95
TM8V080B12MP12C	CF/CM/CU42C	1.01	1.00	0.93
TM8V080C16MP12C	CF/CM30C	1.01	1.02	0.93
TM8V080C16MP12C	CF/CM/CU36C	1.01	1.02	0.91
TM8V080C16MP12C	CF/CM36D	1.01	1.02	0.91
TM8V080C16MP12C	CF/CM/CU42C	1.01	1.02	0.91
TM8V080C16MP12C	CF/CM42D	1.01	1.02	0.91
TM8V100C16MP12C	CF/CM30C	1.01	1.02	0.93
TM8V100C16MP12C	CF/CM/CU36C	1.01	1.02	0.91
TM8V100C16MP12C	CF/CM36D	1.01	1.02	0.91
TM8V100C16MP12C	CF/CM/CU42C	1.01	1.02	0.91
TM8V100C16MP12C	CF/CM42D	1.01	1.02	0.91
TM8X060A12MP11	CF/CM/CU30A	0.99	1.04	0.95
TM8X060A12MP11	CF/CM/CU30B	1.01	1.05	0.95
TM8X060A12MP11	CF/CM36A	1.01	1.02	0.95
TM8X060A12MP11	CF/CM/CU36B	1.01	1.04	0.95
TM8X060A12MP11	CF42B	1.01	1.04	0.95
TM8X080B12MP11	CF/CM/CU30B	1.00	1.01	0.92
TM8X080B12MP11	CF/CM30C	1.00	1.01	0.92
TM8X080B12MP11	CF/CM/CU36B	1.01	1.00	0.93
TM8X080B12MP11	CF/CM/CU36C	1.01	1.00	0.93
TM8X080B12MP11	CF42B	1.01	1.05	0.93
TM8X080B12MP11	CF/CM/CU42C	1.01	1.00	0.91
TM8X080C16MP11	CF/CM30C	1.01	1.06	0.93
TM8X080C16MP11	CF/CM/CU36C	1.01	1.05	0.91
TM8X080C16MP11	CF/CM36D	1.01	1.06	0.91
TM8X080C16MP11	CF/CM/CU42C	1.01	1.05	0.91
TM8X080C16MP11	CF/CM42D	1.01	1.06	0.91
TM8X100C16MP11	CF/CM30C	1.01	1.06	0.93
TM8X100C16MP11	CF/CM/CU36C	1.01	1.05	0.91
TM8X100C16MP11	CF/CM36D	1.01	1.06	0.91
TM8X100C16MP11	CF/CM/CU42C	1.01	1.05	0.91
TM8X100C16MP11	CF/CM42D	1.01	1.06	0.91
TM8X100C20MP11	CF/CM30C	1.01	1.08	0.91
TM8X100C20MP11	CF/CM/CU36C	1.01	1.07	0.91
TM8X100C20MP11	CF/CM36D	1.01	1.07	0.91
TM8X100C20MP11	CF/CM/CU42C	1.01	1.08	0.91
TM8X100C20MP11	CF/CM42D	1.01	1.08	0.91
TM8X120C20MP11	CF/CM30C	1.01	1.08	0.91
TM8X120C20MP11	CF/CM/CU36C	1.01	1.07	0.91
TM8X120C20MP11	CF/CM36D	1.01	1.07	0.91
TM8X120C20MP11	CF/CM/CU42C	1.01	1.08	0.91
TM8X120C20MP11	CF/CM42D	1.01	1.08	0.91
TM8Y060A12MP11	CF/CM/CU30A	0.99	1.04	0.95
TM8Y060A12MP11	CF/CM/CU30B	1.01	1.05	0.95
TM8Y060A12MP11	CF/CM36A	1.01	1.02	0.95

**FURNACE MULTIPLIERS- 2.5 TON (Continued)**

Furnaces	Coil	T.C.	S.C.	KW
TM8Y060A12MP11	CF/CM/CU36B	1.01	1.04	0.95
TM8Y060A12MP11	CF42B	1.01	1.04	0.95
TM8Y080B12MP11	CF/CM/CU30B	1.00	1.01	0.92
TM8Y080B12MP11	CF/CM30C	1.00	1.01	0.92
TM8Y080B12MP11	CF/CM/CU36B	1.01	1.00	0.93
TM8Y080B12MP11	CF/CM/CU36C	1.01	1.00	0.93
TM8Y080B12MP11	CF42B	1.01	1.05	0.93
TM8Y080B12MP11	CF/CM/CU42C	1.01	1.00	0.91
TM8Y080C16MP11	CF/CM30C	1.01	1.06	0.93
TM8Y080C16MP11	CF/CM/CU36C	1.01	1.05	0.91
TM8Y080C16MP11	CF/CM36D	1.01	1.06	0.91
TM8Y080C16MP11	CF/CM/CU42C	1.01	1.05	0.91
TM8Y080C16MP11	CF/CM42D	1.01	1.06	0.91
TM8Y100C16MP11	CF/CM30C	1.01	1.06	0.93
TM8Y100C16MP11	CF/CM/CU36C	1.01	1.05	0.91
TM8Y100C16MP11	CF/CM36D	1.01	1.06	0.91
TM8Y100C16MP11	CF/CM/CU42C	1.01	1.05	0.91
TM8Y100C16MP11	CF/CM42D	1.01	1.06	0.91
TM8Y100C20MP11	CF/CM30C	1.01	1.08	0.91
TM8Y100C20MP11	CF/CM/CU36C	1.01	1.07	0.91
TM8Y100C20MP11	CF/CM36D	1.01	1.07	0.91
TM8Y100C20MP11	CF/CM/CU42C	1.01	1.08	0.91
TM8Y100C20MP11	CF/CM42D	1.01	1.08	0.91
TM8Y120C20MP11	CF/CM30C	1.01	1.08	0.91
TM8Y120C20MP11	CF/CM/CU36C	1.01	1.07	0.91
TM8Y120C20MP11	CF/CM36D	1.01	1.07	0.91
TM8Y120C20MP11	CF/CM/CU42C	1.01	1.08	0.91
TM8Y120C20MP11	CF/CM42D	1.01	1.08	0.91
TM9E060B12MP11	CF/CM/CU30B	1.00	1.02	0.94
TM9E060B12MP11	CF/CM30C	1.01	1.02	0.95
TM9E060B12MP11	CF/CM/CU36B	1.01	1.01	0.95
TM9E060B12MP11	CF/CM/CU36C	1.01	1.02	0.95
TM9E060B12MP11	CF42B	1.01	1.02	0.95
TM9E060B12MP11	CF/CM/CU42C	1.01	1.03	0.95
TM9E080B12MP11	CF/CM/CU30B	1.01	1.02	0.95
TM9E080B12MP11	CF/CM30C	1.01	1.04	0.93
TM9E080B12MP11	CF/CM/CU36B	1.01	1.02	0.93
TM9E080B12MP11	CF/CM/CU36C	1.01	1.03	0.93
TM9E080B12MP11	CF42B	1.01	1.02	0.93
TM9E080B12MP11	CF/CM/CU42C	1.01	1.03	0.93
TM9E080C16MP11	CF/CM30C	1.01	1.07	0.93
TM9E080C16MP11	CF/CM/CU36C	1.01	1.06	0.93
TM9E080C16MP11	CF/CM36D	1.01	1.06	0.93
TM9E080C16MP11	CF/CM/CU42C	1.01	1.06	0.91
TM9E080C16MP11	CF/CM42D	1.01	1.06	0.91
TM9E100C16MP11	CF/CM30C	1.01	1.07	0.93
TM9E100C16MP11	CF/CM/CU36C	1.01	1.06	0.93
TM9E100C16MP11	CF/CM36D	1.01	1.07	0.91
TM9E100C16MP11	CF/CM/CU42C	1.01	1.06	0.91
TM9E100C16MP11	CF/CM42D	1.01	1.08	0.91
TM9E120D20MP11	CF/CM36D	1.01	1.06	0.91
TM9E120D20MP11	CF/CM42D	1.01	1.05	0.91
TM9V040A10MP12C	CF/CM/CU30A	0.99	1.04	0.99
TM9V040A10MP12C	CF/CM/CU30B	1.00	1.03	0.98
TM9V040A10MP12C	CF/CM36A	1.01	1.02	0.99

**FURNACE MULTIPLIERS- 2.5 TON (Continued)**

Furnaces	Coil	T.C.	S.C.	KW
TM9V040A10MP12C	CF/CM/CU36B	1.01	1.02	0.99
TM9V040A10MP12C	CF42B	1.01	1.03	0.99
TM9V060B12MP12C	CF/CM/CU30B	1.01	1.03	0.97
TM9V060B12MP12C	CF/CM30C	1.01	1.02	0.95
TM9V060B12MP12C	CF/CM/CU36B	1.01	1.02	0.95
TM9V060B12MP12C	CF/CM/CU36C	1.01	1.02	0.95
TM9V060B12MP12C	CF42B	1.01	1.02	0.95
TM9V060B12MP12C	CF/CM/CU42C	1.01	1.03	0.95
TM9V080B12MP12C	CF/CM/CU30B	1.01	1.01	0.95
TM9V080B12MP12C	CF/CM30C	1.01	1.01	0.93
TM9V080B12MP12C	CF/CM/CU36B	1.01	1.01	0.93
TM9V080B12MP12C	CF/CM/CU36C	1.01	1.01	0.93
TM9V080B12MP12C	CF42B	1.01	1.02	0.93
TM9V080B12MP12C	CF/CM/CU42C	1.01	1.02	0.93
TM9V080C16MP12C	CF/CM30C	1.01	1.06	0.93
TM9V080C16MP12C	CF/CM/CU36C	1.01	1.05	0.93
TM9V080C16MP12C	CF/CM36D	1.01	1.05	0.93
TM9V080C16MP12C	CF/CM/CU42C	1.01	1.05	0.93
TM9V080C16MP12C	CF/CM42D	1.01	1.05	0.91
TM9V100C16MP12C	CF/CM30C	1.01	1.04	0.93
TM9V100C16MP12C	CF/CM/CU36C	1.01	1.03	0.91
TM9V100C16MP12C	CF/CM36D	1.01	1.03	0.91
TM9V100C16MP12C	CF/CM/CU42C	1.01	1.04	0.91
TM9V100C16MP12C	CF/CM42D	1.01	1.04	0.91
TM9V100C20MP12C	CF/CM30C	1.01	1.11	0.95
TM9V100C20MP12C	CF/CM/CU36C	1.01	1.12	0.93
TM9V100C20MP12C	CF/CM36D	1.01	1.12	0.93
TM9V100C20MP12C	CF/CM/CU42C	1.01	1.13	0.93
TM9V100C20MP12C	CF/CM42D	1.01	1.13	0.93
TM9V120D20MP12C	CF/CM36D	1.01	1.10	0.91
TM9V120D20MP12C	CF/CM42D	1.01	1.09	0.91
TM9Y060B12MP11	CF/CM/CU30B	1.00	1.02	0.94
TM9Y060B12MP11	CF/CM30C	1.01	1.02	0.95
TM9Y060B12MP11	CF/CM/CU36B	1.01	1.01	0.95
TM9Y060B12MP11	CF/CM/CU36C	1.01	1.02	0.95
TM9Y060B12MP11	CF42B	1.01	1.02	0.95
TM9Y060B12MP11	CF/CM/CU42C	1.01	1.03	0.95
TM9Y080B12MP11	CF/CM/CU30B	1.01	1.02	0.95
TM9Y080B12MP11	CF/CM30C	1.01	1.04	0.93
TM9Y080B12MP11	CF/CM/CU36B	1.01	1.02	0.93
TM9Y080B12MP11	CF/CM/CU36C	1.01	1.03	0.93
TM9Y080B12MP11	CF42B	1.01	1.02	0.93
TM9Y080B12MP11	CF/CM/CU42C	1.01	1.03	0.93
TM9Y080C16MP11	CF/CM30C	1.01	1.07	0.93
TM9Y080C16MP11	CF/CM/CU36C	1.01	1.06	0.93
TM9Y080C16MP11	CF/CM36D	1.01	1.06	0.93
TM9Y080C16MP11	CF/CM/CU42C	1.01	1.06	0.91
TM9Y080C16MP11	CF/CM42D	1.01	1.06	0.91
TM9Y100C16MP11	CF/CM30C	1.01	1.07	0.93
TM9Y100C16MP11	CF/CM/CU36C	1.01	1.06	0.93
TM9Y100C16MP11	CF/CM36D	1.01	1.07	0.91
TM9Y100C16MP11	CF/CM/CU42C	1.01	1.06	0.91
TM9Y100C16MP11	CF/CM42D	1.01	1.08	0.91
TM9Y120D20MP11	CF/CM36D	1.01	1.06	0.91
TM9Y120D20MP11	CF/CM42D	1.01	1.05	0.91



**FURNACE MULTIPLIERS- 2.5 TON (Continued)**

Furnaces	Coil	T.C.	S.C.	KW
TMLV060A12MP12C	CF/CM/CU30A	1.00	1.03	0.96
TMLV060A12MP12C	CF/CM/CU30B	1.01	1.02	0.95
TMLV060A12MP12C	CF/CM36A	1.01	1.02	0.95
TMLV060A12MP12C	CF/CM/CU36B	1.01	1.02	0.93
TMLV060A12MP12C	CF42B	1.01	1.02	0.93
TMLV080B12MP12C	CF/CM/CU30B	0.99	1.01	0.93
TMLV080B12MP12C	CF/CM30C	1.00	1.00	0.94
TMLV080B12MP12C	CF/CM/CU36B	1.01	0.99	0.95
TMLV080B12MP12C	CF/CM/CU36C	1.01	1.00	0.95
TMLV080B12MP12C	CF42B	1.01	1.00	0.95
TMLV080B12MP12C	CF/CM/CU42C	1.01	1.00	0.93
TMLV080C16MP12C	CF/CM30C	1.01	1.02	0.93
TMLV080C16MP12C	CF/CM/CU36C	1.01	1.02	0.91
TMLV080C16MP12C	CF/CM36D	1.01	1.02	0.91
TMLV080C16MP12C	CF/CM/CU42C	1.01	1.02	0.91
TMLV080C16MP12C	CF/CM42D	1.01	1.02	0.91
TMLV100C16MP12C	CF/CM30C	1.01	1.02	0.93
TMLV100C16MP12C	CF/CM/CU36C	1.01	1.02	0.91
TMLV100C16MP12C	CF/CM36D	1.01	1.02	0.91
TMLV100C16MP12C	CF/CM/CU42C	1.01	1.02	0.91
TMLV100C16MP12C	CF/CM42D	1.01	1.02	0.91
TMLX060A12MP11	CF/CM/CU30A	0.99	1.04	0.95
TMLX060A12MP11	CF/CM/CU30B	1.01	1.05	0.95
TMLX060A12MP11	CF/CM36A	1.01	1.02	0.95
TMLX060A12MP11	CF/CM/CU36B	1.01	1.04	0.95
TMLX060A12MP11	CF42B	1.01	1.04	0.95
TMLX080B12MP11	CF/CM/CU30B	1.00	1.01	0.92
TMLX080B12MP11	CF/CM30C	1.00	1.01	0.92
TMLX080B12MP11	CF/CM/CU36B	1.01	1.00	0.93
TMLX080B12MP11	CF/CM/CU36C	1.01	1.00	0.93
TMLX080B12MP11	CF42B	1.01	1.05	0.93
TMLX080B12MP11	CF/CM/CU42C	1.01	1.00	0.91
TMLX080C16MP11	CF/CM30C	1.01	1.06	0.93
TMLX080C16MP11	CF/CM/CU36C	1.01	1.05	0.91
TMLX080C16MP11	CF/CM36D	1.01	1.06	0.91
TMLX080C16MP11	CF/CM/CU42C	1.01	1.05	0.91
TMLX080C16MP11	CF/CM42D	1.01	1.06	0.91
TMLX100C16MP11	CF/CM30C	1.01	1.06	0.93
TMLX100C16MP11	CF/CM/CU36C	1.01	1.05	0.91
TMLX100C16MP11	CF/CM36D	1.01	1.06	0.91
TMLX100C16MP11	CF/CM/CU42C	1.01	1.05	0.91
TMLX100C16MP11	CF/CM42D	1.01	1.06	0.91
TMLX100C20MP11	CF/CM30C	1.01	1.08	0.91
TMLX100C20MP11	CF/CM/CU36C	1.01	1.07	0.91
TMLX100C20MP11	CF/CM36D	1.01	1.07	0.91
TMLX100C20MP11	CF/CM/CU42C	1.01	1.08	0.91
TMLX100C20MP11	CF/CM42D	1.01	1.08	0.91
TMLX120C20MP11	CF/CM30C	1.01	1.08	0.91
TMLX120C20MP11	CF/CM/CU36C	1.01	1.07	0.91
TMLX120C20MP11	CF/CM36D	1.01	1.07	0.91
TMLX120C20MP11	CF/CM/CU42C	1.01	1.08	0.91
TMLX120C20MP11	CF/CM42D	1.01	1.08	0.91
TP9C060B12MP13C	CF/CM/CU30B	1.01	1.03	0.97
TP9C060B12MP13C	CF/CM30C	1.01	1.02	0.95
TP9C060B12MP13C	CF/CM/CU36B	1.01	1.02	0.95

**FURNACE MULTIPLIERS- 2.5 TON (Continued)**

Furnaces	Coil	T.C.	S.C.	KW
TP9C060B12MP13C	CF/CM/CU36C	1.01	1.02	0.95
TP9C060B12MP13C	CF42B	1.01	1.02	0.95
TP9C060B12MP13C	CF/CM/CU42C	1.01	1.03	0.95
TP9C080B12MP13C	CF/CM/CU30B	1.01	1.01	0.95
TP9C080B12MP13C	CF/CM30C	1.01	1.01	0.93
TP9C080B12MP13C	CF/CM/CU36B	1.01	1.01	0.93
TP9C080B12MP13C	CF/CM/CU36C	1.01	1.01	0.93
TP9C080B12MP13C	CF42B	1.01	1.02	0.93
TP9C080B12MP13C	CF/CM/CU42C	1.01	1.02	0.93
TP9C080C16MP13C	CF/CM30C	1.01	1.06	0.93
TP9C080C16MP13C	CF/CM/CU36C	1.01	1.05	0.93
TP9C080C16MP13C	CF/CM36D	1.01	1.05	0.93
TP9C080C16MP13C	CF/CM/CU42C	1.01	1.05	0.93
TP9C080C16MP13C	CF/CM42D	1.01	1.05	0.91
TP9C100C16MP13C	CF/CM30C	1.01	1.04	0.93
TP9C100C16MP13C	CF/CM/CU36C	1.01	1.03	0.91
TP9C100C16MP13C	CF/CM36D	1.01	1.03	0.91
TP9C100C16MP13C	CF/CM/CU42C	1.01	1.04	0.91
TP9C100C16MP13C	CF/CM42D	1.01	1.04	0.91
TP9C100C20MP13C	CF/CM30C	1.01	1.11	0.95
TP9C100C20MP13C	CF/CM/CU36C	1.01	1.12	0.93
TP9C100C20MP13C	CF/CM36D	1.01	1.12	0.93
TP9C100C20MP13C	CF/CM/CU42C	1.01	1.13	0.93
TP9C100C20MP13C	CF/CM42D	1.01	1.13	0.93
TP9C120D20MP13C	CF/CM36D	1.01	1.10	0.91
TP9C120D20MP13C	CF/CM42D	1.01	1.09	0.91
TPLC060A12MP13C	CF/CM/CU30A	1.00	1.03	0.96
TPLC060A12MP13C	CF/CM/CU30B	1.01	1.02	0.95
TPLC060A12MP13C	CF/CM36A	1.01	1.02	0.95
TPLC060A12MP13C	CF/CM/CU36B	1.01	1.02	0.93
TPLC060A12MP13C	CF42B	1.01	1.02	0.93
TPLC080B12MP13C	CF/CM/CU30B	0.99	1.01	0.93
TPLC080B12MP13C	CF/CM30C	1.00	1.00	0.94
TPLC080B12MP13C	CF/CM/CU36B	1.01	0.99	0.95
TPLC080B12MP13C	CF/CM/CU36C	1.01	1.00	0.95
TPLC080B12MP13C	CF42B	1.01	1.00	0.95
TPLC080B12MP13C	CF/CM/CU42C	1.01	1.00	0.93
TPLC080C16MP13C	CF/CM30C	1.01	1.02	0.93
TPLC080C16MP13C	CF/CM/CU36C	1.01	1.02	0.91
TPLC080C16MP13C	CF/CM36D	1.01	1.02	0.91
TPLC080C16MP13C	CF/CM/CU42C	1.01	1.02	0.91
TPLC080C16MP13C	CF/CM42D	1.01	1.02	0.91
TPLC100C16MP13C	CF/CM30C	1.01	1.02	0.93
TPLC100C16MP13C	CF/CM/CU36C	1.01	1.02	0.91
TPLC100C16MP13C	CF/CM36D	1.01	1.02	0.91
TPLC100C16MP13C	CF/CM/CU42C	1.01	1.02	0.91
TPLC100C16MP13C	CF/CM42D	1.01	1.02	0.91
YP9C060B12MP13C	CF/CM/CU30B	1.01	1.03	0.97
YP9C060B12MP13C	CF/CM30C	1.01	1.02	0.95
YP9C060B12MP13C	CF/CM/CU36B	1.01	1.02	0.95
YP9C060B12MP13C	CF/CM/CU36C	1.01	1.02	0.95
YP9C060B12MP13C	CF42B	1.01	1.02	0.95
YP9C060B12MP13C	CF/CM/CU42C	1.01	1.03	0.95
YP9C080B12MP13C	CF/CM/CU30B	1.01	1.01	0.95
YP9C080B12MP13C	CF/CM30C	1.01	1.01	0.93

**FURNACE MULTIPLIERS- 2.5 TON (Continued)**

Furnaces	Coil	T.C.	S.C.	KW
YP9C080B12MP13C	CF/CM/CU36B	1.01	1.01	0.93
YP9C080B12MP13C	CF/CM/CU36C	1.01	1.01	0.93
YP9C080B12MP13C	CF42B	1.01	1.02	0.93
YP9C080B12MP13C	CF/CM/CU42C	1.01	1.02	0.93
YP9C080C16MP13C	CF/CM30C	1.01	1.06	0.93
YP9C080C16MP13C	CF/CM/CU36C	1.01	1.05	0.93
YP9C080C16MP13C	CF/CM36D	1.01	1.05	0.93
YP9C080C16MP13C	CF/CM/CU42C	1.01	1.05	0.93
YP9C080C16MP13C	CF/CM42D	1.01	1.05	0.91
YP9C100C16MP13C	CF/CM30C	1.01	1.04	0.93
YP9C100C16MP13C	CF/CM/CU36C	1.01	1.03	0.91
YP9C100C16MP13C	CF/CM36D	1.01	1.03	0.91
YP9C100C16MP13C	CF/CM/CU42C	1.01	1.04	0.91
YP9C100C16MP13C	CF/CM42D	1.01	1.04	0.91
YP9C100C20MP13C	CF/CM30C	1.01	1.11	0.95
YP9C100C20MP13C	CF/CM/CU36C	1.01	1.12	0.93
YP9C100C20MP13C	CF/CM36D	1.01	1.12	0.93
YP9C100C20MP13C	CF/CM/CU42C	1.01	1.13	0.93
YP9C100C20MP13C	CF/CM42D	1.01	1.13	0.93
YP9C120D20MP13C	CF/CM36D	1.01	1.10	0.91
YP9C120D20MP13C	CF/CM42D	1.01	1.09	0.91
YPLC060A12MP13C	CF/CM/CU30A	1.00	1.03	0.96

**FURNACE MULTIPLIERS- 2.5 TON (Continued)**

Furnaces	Coil	T.C.	S.C.	KW
YPLC060A12MP13C	CF/CM/CU30B	1.01	1.02	0.95
YPLC060A12MP13C	CF/CM36A	1.01	1.02	0.95
YPLC060A12MP13C	CF/CM/CU36B	1.01	1.02	0.93
YPLC060A12MP13C	CF42B	1.01	1.02	0.93
YPLC080B12MP13C	CF/CM/CU30B	0.99	1.01	0.93
YPLC080B12MP13C	CF/CM30C	1.00	1.00	0.94
YPLC080B12MP13C	CF/CM/CU36B	1.01	0.99	0.95
YPLC080B12MP13C	CF/CM/CU36C	1.01	1.00	0.95
YPLC080B12MP13C	CF42B	1.01	1.00	0.95
YPLC080B12MP13C	CF/CM/CU42C	1.01	1.00	0.93
YPLC080C16MP13C	CF/CM30C	1.01	1.02	0.93
YPLC080C16MP13C	CF/CM/CU36C	1.01	1.02	0.91
YPLC080C16MP13C	CF/CM36D	1.01	1.02	0.91
YPLC080C16MP13C	CF/CM/CU42C	1.01	1.02	0.91
YPLC080C16MP13C	CF/CM42D	1.01	1.02	0.91
YPLC100C16MP13C	CF/CM30C	1.01	1.02	0.93
YPLC100C16MP13C	CF/CM/CU36C	1.01	1.02	0.91
YPLC100C16MP13C	CF/CM36D	1.01	1.02	0.91
YPLC100C16MP13C	CF/CM/CU42C	1.01	1.02	0.91
YPLC100C16MP13C	CF/CM42D	1.01	1.02	0.91

**PERFORMANCE DATA - 3 TON**

CONDENSER-ONLY DATA (OUTDOOR UNIT)																		
MODEL	SATURATED SUCTION @ COMPRESSOR		Outdoor Ambient Temperature															
			55 °F		65 °F		75 °F		85 °F		95 °F		105 °F		115 °F		125 °F	
	T (°F)	P (PSIG)	MBH	KW	MBH	KW	MBH	KW	MBH	KW	MBH	KW	MBH	KW	MBH	KW	MBH	KW
YCE36B22S	35	107	32.6	1.91	30.6	2.19	28.7	2.46	27.0	2.72	25.3	3.00	23.5	3.34	21.7	3.74	19.7	4.23
	40	118	36.4	1.89	34.0	2.18	31.9	2.45	30.0	2.71	28.1	2.99	26.1	3.32	24.1	3.72	21.9	4.19
	45	130	40.5	1.89	37.9	2.18	35.6	2.45	33.4	2.71	31.2	2.98	29.1	3.31	26.8	3.70	24.4	4.16
	50	142	45.3	1.89	42.4	2.19	39.7	2.46	37.2	2.72	34.8	2.99	32.3	3.31	29.8	3.69	27.2	4.14
	55	156	50.5	1.92	47.3	2.21	44.3	2.48	41.5	2.73	38.7	3.00	36.0	3.31	33.2	3.69	30.3	4.12

**Notes:**

- For Outdoor Unit (Condenser) performance only. Data does not include the effects of air handler power or heat.
- Performance based on 15°F subcooling and 15°F superheat at the Outdoor Unit base valves.
  - Increase capacity by 1% for each 2°F increase in subcooling.
  - Decrease capacity by 1% for each 2°F decrease in subcooling.
- Maximum recommended condensing temperature is 140°F.

COOLING PERFORMANCE DATA																
OUTDOOR UNIT MODEL NO.		YCE36B22S														
INDOOR COIL MODEL NO.		CF36BXA1														
AIR TEMP. ENTERING OUTDOOR UNIT (°F)	ID CFM	1000					1200					1400				
	ID DB (°F)	80	80	75	80	80	80	80	75	80	80	80	80	75	80	80
	ID WB (°F)	57	62	62	67	72	57	62	62	67	72	57	62	62	67	72
55	T.C.	35.0	36.6	34.7	38.2	38.2	37.4	37.9	35.8	39.1	38.5	39.8	39.3	36.9	40.1	38.8
	S.C.	32.1	29.3	24.5	24.4	18.3	33.5	31.7	26.4	25.9	19.2	34.9	34.2	28.2	27.5	20.0
	KW	1.88	1.88	1.87	1.86	1.85	1.94	1.94	1.94	1.93	1.92	1.99	1.99	2.01	1.99	1.98
65	T.C.	34.4	34.8	32.9	36.4	36.1	36.7	36.2	34.0	37.3	37.0	38.9	37.5	35.1	38.3	37.9
	S.C.	30.9	28.6	23.8	23.7	17.6	32.4	30.9	25.7	25.3	18.7	33.8	33.3	27.5	26.9	19.8
	KW	2.09	2.09	2.09	2.08	2.06	2.16	2.15	2.16	2.15	2.13	2.22	2.21	2.23	2.21	2.20
75	T.C.	33.7	33.1	31.1	34.6	33.9	35.9	34.5	32.3	35.5	35.4	38.0	35.8	33.4	36.4	36.9
	S.C.	29.7	27.8	23.1	22.9	17.0	31.2	30.1	25.0	24.6	18.3	32.7	32.4	26.9	26.3	19.6
	KW	2.31	2.31	2.31	2.30	2.28	2.38	2.37	2.38	2.36	2.35	2.44	2.44	2.45	2.43	2.42
85	T.C.	32.7	32.2	30.3	34.5	34.0	34.9	33.5	31.3	35.2	34.8	37.1	34.7	32.3	36.0	35.6
	S.C.	28.8	27.4	22.7	22.8	16.9	30.2	29.6	24.5	24.6	17.9	31.5	31.9	26.3	26.3	18.9
	KW	2.57	2.57	2.57	2.57	2.57	2.64	2.64	2.64	2.64	2.64	2.70	2.70	2.71	2.71	2.71
95	T.C.	31.7	31.3	29.5	34.4	34.1	34.0	32.5	30.3	35.0	34.1	36.2	33.6	31.2	35.6	34.2
	S.C.	27.9	27.0	22.2	22.8	16.8	29.1	29.2	23.9	24.5	17.6	30.4	31.4	25.6	26.2	18.3
	KW	2.83	2.84	2.84	2.84	2.85	2.90	2.90	2.91	2.92	2.92	2.96	2.97	2.98	2.99	2.99
105	T.C.	30.3	29.4	27.4	31.7	31.7	32.4	30.4	28.1	32.3	31.9	34.5	31.5	28.9	32.8	32.1
	S.C.	26.5	25.8	21.4	21.7	16.1	27.6	27.6	23.1	23.5	16.9	28.7	29.4	24.8	25.2	17.8
	KW	3.22	3.22	3.24	3.24	3.24	3.28	3.28	3.30	3.31	3.32	3.34	3.34	3.37	3.37	3.39
115	T.C.	28.9	27.6	25.4	29.2	29.4	30.8	28.5	26.0	29.6	29.7	32.8	29.4	26.7	30.0	30.1
	S.C.	25.0	24.7	20.6	20.7	15.3	26.1	26.1	22.3	22.4	16.3	27.1	27.5	23.9	24.1	17.3
	KW	3.60	3.59	3.62	3.62	3.63	3.65	3.65	3.69	3.68	3.70	3.71	3.71	3.75	3.75	3.77
125	T.C.	27.5	25.7	23.3	26.6	27.1	29.3	26.5	23.9	26.9	27.5	31.1	27.3	24.5	27.3	28.0
	S.C.	23.6	23.6	19.8	19.7	14.6	24.6	24.6	21.4	21.4	15.7	25.5	25.5	23.1	23.1	16.8
	KW	3.98	3.96	4.01	4.00	4.01	4.03	4.02	4.07	4.06	4.08	4.07	4.07	4.13	4.12	4.16
ALL CAPACITIES INCLUDE INDOOR FAN HEAT. KW VALUES ARE FOR THE SYSTEM (OUTDOOR + INDOOR).																
Green shaded cells are ACCA (TVA) conditions.																
Blue shaded cells are AHRI conditions.																

**Multipliers for determining the performance with other indoor sections.**

**NOTE:** For dry bulb temperatures different than those listed (between 73-87 °F), sensible capacity increases by 1060 BTUH per 1000 CFM per degree above the listed temperature and decreases by 1060 BTUH per 1000 CFM per degree below the listed temperature.

**COIL MULTIPLIERS- 3 TON**

Air Handler	Coil	T.C.	S.C.	KW
–	CF/CM/CU36B	1.00	1.00	1.00
–	CF/CM/CU36C	1.00	1.14	1.00
–	CF/CM/CU42C	1.01	1.13	1.01
–	CF/CM/CU48C	1.01	1.13	1.01
–	CF/CM/CU48D	1.01	1.13	1.01
–	CF/CM36D	1.00	1.14	1.00
–	CF/CM42D	1.01	1.13	1.01
AE36BX21	–	0.99	1.06	0.95
AE36CX21	–	1.00	1.05	0.94
AE42CX21	–	1.03	1.09	0.97
AE48CX21	–	1.02	1.06	0.94
AE48DX21	–	1.02	1.06	0.94
AP36BX21	–	1.01	1.11	1.01
AP36CX21	–	1.01	1.09	1.01
AP37CX21	–	1.01	1.09	1.01
AP48CX21	–	1.03	1.15	1.03
AVC36BX21	–	0.99	1.07	0.95
AVC36CX21	–	1.01	1.06	0.95
AVC42CX21	–	1.02	1.06	0.94
AVC48CX21	–	1.02	1.05	0.94
AVC48DX21	–	1.02	1.06	0.94
ME12BN21	CF/CM36B	1.01	1.07	0.95
ME12BN21	CF42B	1.02	1.05	0.96
ME12CN21	CF/CM36C	1.00	1.06	0.94
ME12CN21	CF/CM42C	1.01	1.04	0.93
ME12CN21	CF/CM48C	1.01	1.05	0.93
ME14DN21	CF/CM36D	1.01	1.05	0.93
ME14DN21	CF/CM42D	1.02	1.05	0.94
ME14DN21	CF/CM48D	1.02	1.05	0.94
ME16CN21	CF/CM36C	1.01	1.09	0.95
ME16CN21	CF/CM42C	1.02	1.07	0.94
ME16CN21	CF/CM48C	1.03	1.06	0.95
ME20DN21	CF/CM36D	1.03	1.14	0.95
ME20DN21	CF/CM42D	1.03	1.12	0.95
ME20DN21	CF/CM48D	1.03	1.14	0.95
MVC08BN21	CF/CM36B	0.99	1.07	0.95
MVC08BN21	CF42B	1.01	1.05	0.97
MVC12BN21	CF/CM36B	0.99	1.06	0.94
MVC12BN21	CF42B	0.99	1.06	0.94
MVC12CN21	CF/CM36C	1.00	1.06	0.92
MVC12CN21	CF/CM42C	1.02	1.05	0.94
MVC12CN21	CF/CM48C	1.02	1.06	0.94
MVC14DN21	CF/CM36D	1.02	1.09	0.94
MVC14DN21	CF/CM42D	1.03	1.11	0.95
MVC14DN21	CF/CM48D	1.03	1.06	0.95
MVC16CN21	CF/CM36C	1.02	1.10	0.94
MVC16CN21	CF/CM42C	1.03	1.09	0.95
MVC16CN21	CF/CM48C	1.03	1.08	0.95
MVC20DN21	CF/CM36D	1.03	1.10	0.95
MVC20DN21	CF/CM42D	1.03	1.12	0.95
MVC20DN21	CF/CM48D	1.03	1.10	0.95

**FURNACE MULTIPLIERS- 3 TON**

Furnaces	Coil	T.C.	S.C.	KW
TM8V060A12MP12C	CF/CM36A	0.98	1.07	0.98
TM8V060A12MP12C	CF/CM/CU36B	0.99	1.07	0.97
TM8V060A12MP12C	CF42B	0.99	1.06	0.97
TM8V080B12MP12C	CF/CM/CU36B	0.99	1.07	0.99
TM8V080B12MP12C	CF/CM/CU36C	0.99	1.07	0.97
TM8V080B12MP12C	CF42B	0.99	1.06	0.99
TM8V080B12MP12C	CF/CM/CU42C	1.00	1.06	0.98
TM8V080B12MP12C	CF/CM/CU48C	1.00	1.06	0.98
TM8V080C16MP12C	CF/CM/CU36C	1.01	1.07	0.97
TM8V080C16MP12C	CF/CM36D	1.01	1.07	0.95
TM8V080C16MP12C	CF/CM/CU42C	1.01	1.06	0.95
TM8V080C16MP12C	CF/CM42D	1.02	1.05	0.96
TM8V080C16MP12C	CF/CM/CU48C	1.01	1.07	0.95
TM8V080C16MP12C	CF/CM/CU48D	1.01	1.07	0.95
TM8V100C16MP12C	CF/CM/CU36C	1.01	1.07	0.97
TM8V100C16MP12C	CF/CM36D	1.01	1.07	0.95
TM8V100C16MP12C	CF/CM/CU42C	1.01	1.06	0.95
TM8V100C16MP12C	CF/CM42D	1.02	1.05	0.96
TM8V100C16MP12C	CF/CM/CU48C	1.01	1.07	0.95
TM8V100C16MP12C	CF/CM/CU48D	1.01	1.07	0.95
TM8V100C20MP12C	CF/CM/CU36C	1.02	1.10	0.96
TM8V100C20MP12C	CF/CM36D	1.02	1.10	0.96
TM8V100C20MP12C	CF/CM/CU42C	1.03	1.09	0.97
TM8V100C20MP12C	CF/CM42D	1.03	1.09	0.95
TM8V100C20MP12C	CF/CM/CU48C	1.03	1.09	0.97
TM8V100C20MP12C	CF/CM/CU48D	1.03	1.09	0.95
TM8V120C20MP12C	CF/CM/CU36C	1.02	1.10	0.96
TM8V120C20MP12C	CF/CM36D	1.02	1.10	0.96
TM8V120C20MP12C	CF/CM/CU42C	1.03	1.09	0.97
TM8V120C20MP12C	CF/CM42D	1.03	1.09	0.95
TM8V120C20MP12C	CF/CM/CU48C	1.03	1.09	0.97
TM8V120C20MP12C	CF/CM/CU48D	1.03	1.09	0.95
TM8X060A12MP11	CF/CM36A	0.99	1.11	0.99
TM8X060A12MP11	CF/CM/CU36B	1.00	1.12	1.00
TM8X060A12MP11	CF42B	1.01	1.09	0.99
TM8X080B12MP11	CF/CM/CU36B	0.99	1.07	0.95
TM8X080B12MP11	CF/CM/CU36C	0.99	1.07	0.95
TM8X080B12MP11	CF42B	1.02	1.10	1.00
TM8X080B12MP11	CF/CM/CU42C	1.01	1.05	0.97
TM8X080B12MP11	CF/CM/CU48C	1.01	1.05	0.95
TM8X080C16MP11	CF/CM/CU36C	1.02	1.10	0.98
TM8X080C16MP11	CF/CM36D	0.99	1.06	0.94
TM8X080C16MP11	CF/CM/CU42C	1.02	1.09	0.96
TM8X080C16MP11	CF/CM42D	0.99	1.06	0.94
TM8X080C16MP11	CF/CM/CU48C	1.03	1.09	0.97
TM8X080C16MP11	CF/CM/CU48D	1.01	1.04	0.95
TM8X100C16MP11	CF/CM/CU36C	1.02	1.10	0.98
TM8X100C16MP11	CF/CM36D	0.99	1.06	0.94
TM8X100C16MP11	CF/CM/CU42C	1.02	1.09	0.96
TM8X100C16MP11	CF/CM42D	0.99	1.06	0.94
TM8X100C16MP11	CF/CM/CU48C	1.03	1.09	0.97
TM8X100C16MP11	CF/CM/CU48D	1.01	1.04	0.95
TM8X100C20MP11	CF/CM/CU36C	1.00	1.06	0.94
TM8X100C20MP11	CF/CM36D	1.00	1.06	0.94
TM8X100C20MP11	CF/CM/CU42C	1.01	1.04	0.93

**FURNACE MULTIPLIERS- 3 TON (Continued)**

Furnaces	Coil	T.C.	S.C.	KW
TM8X100C20MP11	CF/CM42D	1.01	1.04	0.93
TM8X100C20MP11	CF/CM/CU48C	1.01	1.05	0.93
TM8X100C20MP11	CF/CM/CU48D	1.01	1.05	0.93
TM8X120C20MP11	CF/CM/CU36C	1.00	1.06	0.94
TM8X120C20MP11	CF/CM36D	1.00	1.06	0.94
TM8X120C20MP11	CF/CM/CU42C	1.01	1.04	0.93
TM8X120C20MP11	CF/CM42D	1.01	1.04	0.93
TM8X120C20MP11	CF/CM/CU48C	1.01	1.05	0.93
TM8X120C20MP11	CF/CM/CU48D	1.01	1.05	0.93
TM8Y060A12MP11	CF/CM36A	0.99	1.11	0.99
TM8Y060A12MP11	CF/CM/CU36B	1.00	1.12	1.00
TM8Y060A12MP11	CF42B	1.01	1.09	0.99
TM8Y080B12MP11	CF/CM/CU36B	0.99	1.07	0.95
TM8Y080B12MP11	CF/CM/CU36C	0.99	1.07	0.95
TM8Y080B12MP11	CF42B	1.02	1.10	1.00
TM8Y080B12MP11	CF/CM/CU42C	1.01	1.05	0.97
TM8Y080B12MP11	CF/CM/CU48C	1.01	1.05	0.95
TM8Y080C16MP11	CF/CM/CU36C	1.02	1.10	0.98
TM8Y080C16MP11	CF/CM36D	0.99	1.06	0.94
TM8Y080C16MP11	CF/CM/CU42C	1.02	1.09	0.96
TM8Y080C16MP11	CF/CM42D	0.99	1.06	0.94
TM8Y080C16MP11	CF/CM/CU48C	1.03	1.09	0.97
TM8Y080C16MP11	CF/CM/CU48D	1.01	1.04	0.95
TM8Y100C16MP11	CF/CM/CU36C	1.02	1.10	0.98
TM8Y100C16MP11	CF/CM36D	0.99	1.06	0.94
TM8Y100C16MP11	CF/CM/CU42C	1.02	1.09	0.96
TM8Y100C16MP11	CF/CM42D	0.99	1.06	0.94
TM8Y100C16MP11	CF/CM/CU48C	1.03	1.09	0.97
TM8Y100C16MP11	CF/CM/CU48D	1.01	1.04	0.95
TM8Y100C20MP11	CF/CM/CU36C	1.00	1.06	0.94
TM8Y100C20MP11	CF/CM36D	1.00	1.06	0.94
TM8Y100C20MP11	CF/CM/CU42C	1.01	1.04	0.93
TM8Y100C20MP11	CF/CM42D	1.01	1.04	0.93
TM8Y100C20MP11	CF/CM/CU48C	1.01	1.05	0.93
TM8Y100C20MP11	CF/CM/CU48D	1.01	1.05	0.93
TM8Y120C20MP11	CF/CM/CU36C	1.00	1.06	0.94
TM8Y120C20MP11	CF/CM36D	1.00	1.06	0.94
TM8Y120C20MP11	CF/CM/CU42C	1.01	1.04	0.93
TM8Y120C20MP11	CF/CM42D	1.01	1.04	0.93
TM8Y120C20MP11	CF/CM/CU48C	1.01	1.05	0.93
TM8Y120C20MP11	CF/CM/CU48D	1.01	1.05	0.93
TM9E060B12MP11	CF/CM/CU36B	0.99	1.11	0.99
TM9E060B12MP11	CF/CM/CU36C	0.99	1.07	0.97
TM9E060B12MP11	CF42B	1.01	1.09	1.01
TM9E060B12MP11	CF/CM/CU42C	0.99	1.06	0.97
TM9E060B12MP11	CF/CM/CU48C	1.00	1.05	0.96
TM9E080B12MP11	CF/CM/CU36B	0.99	1.07	0.97
TM9E080B12MP11	CF/CM/CU36C	1.01	1.12	0.99
TM9E080B12MP11	CF42B	0.99	1.06	0.97
TM9E080B12MP11	CF/CM/CU42C	1.00	1.06	0.96
TM9E080B12MP11	CF/CM/CU48C	1.01	1.05	0.97
TM9E080C16MP11	CF/CM/CU36C	0.99	1.06	0.95
TM9E080C16MP11	CF/CM36D	0.99	1.06	0.95
TM9E080C16MP11	CF/CM/CU42C	0.99	1.06	0.95
TM9E080C16MP11	CF/CM42D	0.99	1.06	0.95

**FURNACE MULTIPLIERS- 3 TON (Continued)**

Furnaces	Coil	T.C.	S.C.	KW
TM9E080C16MP11	CF/CM/CU48C	1.01	1.04	0.95
TM9E080C16MP11	CF/CM/CU48D	1.01	1.04	0.95
TM9E100C16MP11	CF/CM/CU36C	0.99	1.06	0.95
TM9E100C16MP11	CF/CM36D	1.00	1.06	0.94
TM9E100C16MP11	CF/CM/CU42C	0.99	1.06	0.95
TM9E100C16MP11	CF/CM42D	1.01	1.05	0.95
TM9E100C16MP11	CF/CM/CU48C	1.01	1.04	0.95
TM9E100C16MP11	CF/CM/CU48D	1.01	1.04	0.95
TM9E100C20MP11	CF/CM/CU36C	1.02	1.11	0.98
TM9E100C20MP11	CF/CM36D	1.02	1.12	0.98
TM9E100C20MP11	CF/CM/CU42C	1.02	1.11	0.98
TM9E100C20MP11	CF/CM42D	1.03	1.10	0.97
TM9E100C20MP11	CF/CM/CU48C	1.03	1.10	0.97
TM9E100C20MP11	CF/CM/CU48D	1.03	1.11	0.97
TM9E120D20MP11	CF/CM36D	1.03	1.13	0.97
TM9E120D20MP11	CF/CM42D	1.03	1.11	0.97
TM9E120D20MP11	CF/CM/CU48D	1.03	1.13	0.97
TM9V060B12MP12C	CF/CM/CU36B	0.99	1.07	0.99
TM9V060B12MP12C	CF/CM/CU36C	0.99	1.07	0.97
TM9V060B12MP12C	CF42B	0.99	1.06	0.97
TM9V060B12MP12C	CF/CM/CU42C	1.00	1.06	0.98
TM9V060B12MP12C	CF/CM/CU48C	1.00	1.06	0.98
TM9V080B12MP12C	CF/CM/CU36B	0.99	1.07	0.97
TM9V080B12MP12C	CF/CM/CU36C	1.00	1.08	0.98
TM9V080B12MP12C	CF42B	0.99	1.06	0.97
TM9V080B12MP12C	CF/CM/CU42C	1.01	1.06	0.97
TM9V080B12MP12C	CF/CM/CU48C	1.01	1.07	0.97
TM9V080C16MP12C	CF/CM/CU36C	1.00	1.07	0.96
TM9V080C16MP12C	CF/CM36D	1.00	1.07	0.96
TM9V080C16MP12C	CF/CM/CU42C	1.01	1.06	0.97
TM9V080C16MP12C	CF/CM42D	1.01	1.06	0.97
TM9V080C16MP12C	CF/CM/CU48C	1.01	1.05	0.97
TM9V080C16MP12C	CF/CM/CU48D	1.01	1.05	0.97
TM9V100C16MP12C	CF/CM/CU36C	1.00	1.06	0.94
TM9V100C16MP12C	CF/CM36D	1.01	1.08	0.95
TM9V100C16MP12C	CF/CM/CU42C	1.01	1.05	0.95
TM9V100C16MP12C	CF/CM42D	1.02	1.07	0.96
TM9V100C16MP12C	CF/CM/CU48C	1.02	1.06	0.96
TM9V100C16MP12C	CF/CM/CU48D	1.01	1.04	0.95
TM9V100C20MP12C	CF/CM/CU36C	1.01	1.10	0.97
TM9V100C20MP12C	CF/CM36D	1.01	1.09	0.97
TM9V100C20MP12C	CF/CM/CU42C	1.02	1.08	0.98
TM9V100C20MP12C	CF/CM42D	1.02	1.08	0.96
TM9V100C20MP12C	CF/CM/CU48C	1.02	1.07	0.96
TM9V100C20MP12C	CF/CM/CU48D	1.02	1.07	0.96
TM9V120D20MP12C	CF/CM36D	1.01	1.07	0.95
TM9V120D20MP12C	CF/CM42D	1.02	1.05	0.94
TM9V120D20MP12C	CF/CM/CU48D	1.02	1.06	0.94
TM9Y060B12MP11	CF/CM/CU36B	0.99	1.11	0.99
TM9Y060B12MP11	CF/CM/CU36C	0.99	1.07	0.97
TM9Y060B12MP11	CF42B	1.01	1.09	1.01
TM9Y060B12MP11	CF/CM/CU42C	0.99	1.06	0.97
TM9Y060B12MP11	CF/CM/CU48C	1.00	1.05	0.96
TM9Y080B12MP11	CF/CM/CU36B	0.99	1.07	0.97

**FURNACE MULTIPLIERS- 3 TON (Continued)**

Furnaces	Coil	T.C.	S.C.	KW
TM9Y080B12MP11	CF42B	0.99	1.06	0.97
TM9Y080B12MP11	CF/CM/CU42C	1.00	1.06	0.96
TM9Y080B12MP11	CF/CM/CU48C	1.01	1.05	0.97
TM9Y080C16MP11	CF/CM/CU36C	0.99	1.06	0.95
TM9Y080C16MP11	CF/CM36D	0.99	1.06	0.95
TM9Y080C16MP11	CF/CM/CU42C	0.99	1.06	0.95
TM9Y080C16MP11	CF/CM42D	0.99	1.06	0.95
TM9Y080C16MP11	CF/CM/CU48C	1.01	1.04	0.95
TM9Y080C16MP11	CF/CM/CU48D	1.01	1.04	0.95
TM9Y100C16MP11	CF/CM/CU36C	0.99	1.06	0.95
TM9Y100C16MP11	CF/CM36D	1.00	1.06	0.94
TM9Y100C16MP11	CF/CM/CU42C	0.99	1.06	0.95
TM9Y100C16MP11	CF/CM42D	1.01	1.05	0.95
TM9Y100C16MP11	CF/CM/CU48C	1.01	1.04	0.95
TM9Y100C16MP11	CF/CM/CU48D	1.01	1.04	0.95
TM9Y100C20MP11	CF/CM/CU36C	1.02	1.11	0.98
TM9Y100C20MP11	CF/CM36D	1.02	1.12	0.98
TM9Y100C20MP11	CF/CM/CU42C	1.02	1.11	0.98
TM9Y100C20MP11	CF/CM42D	1.03	1.10	0.97
TM9Y100C20MP11	CF/CM/CU48C	1.03	1.10	0.97
TM9Y100C20MP11	CF/CM/CU48D	1.03	1.11	0.97
TM9Y120D20MP11	CF/CM36D	1.03	1.13	0.97
TM9Y120D20MP11	CF/CM42D	1.03	1.11	0.97
TM9Y120D20MP11	CF/CM/CU48D	1.03	1.13	0.97
TMLV060A12MP12C	CF/CM36A	0.98	1.07	0.98
TMLV060A12MP12C	CF/CM/CU36B	0.99	1.07	0.97
TMLV060A12MP12C	CF42B	0.99	1.06	0.97
TMLV080B12MP12C	CF/CM/CU36B	0.99	1.07	0.99
TMLV080B12MP12C	CF/CM/CU36C	0.99	1.07	0.97
TMLV080B12MP12C	CF42B	0.99	1.06	0.99
TMLV080B12MP12C	CF/CM/CU42C	1.00	1.06	0.98
TMLV080B12MP12C	CF/CM/CU48C	1.00	1.06	0.98
TMLV080C16MP12C	CF/CM/CU36C	1.01	1.07	0.97
TMLV080C16MP12C	CF/CM36D	1.01	1.07	0.95
TMLV080C16MP12C	CF/CM/CU42C	1.01	1.06	0.95
TMLV080C16MP12C	CF/CM42D	1.02	1.05	0.96
TMLV080C16MP12C	CF/CM/CU48C	1.01	1.07	0.95
TMLV080C16MP12C	CF/CM/CU48D	1.01	1.07	0.95
TMLV100C16MP12C	CF/CM/CU36C	1.01	1.07	0.97
TMLV100C16MP12C	CF/CM36D	1.01	1.07	0.95
TMLV100C16MP12C	CF/CM/CU42C	1.01	1.06	0.95
TMLV100C16MP12C	CF/CM42D	1.02	1.05	0.96
TMLV100C16MP12C	CF/CM/CU48C	1.01	1.07	0.95
TMLV100C16MP12C	CF/CM/CU48D	1.01	1.07	0.95
TMLV100C20MP12C	CF/CM/CU36C	1.02	1.10	0.96
TMLV100C20MP12C	CF/CM36D	1.02	1.10	0.96
TMLV100C20MP12C	CF/CM/CU42C	1.03	1.09	0.97
TMLV100C20MP12C	CF/CM42D	1.03	1.09	0.95
TMLV100C20MP12C	CF/CM/CU48C	1.03	1.09	0.97
TMLV100C20MP12C	CF/CM/CU48D	1.03	1.09	0.95
TMLV120C20MP12C	CF/CM/CU36C	1.02	1.10	0.96
TMLV120C20MP12C	CF/CM36D	1.02	1.10	0.96
TMLV120C20MP12C	CF/CM/CU42C	1.03	1.09	0.97
TMLV120C20MP12C	CF/CM42D	1.03	1.09	0.95
TMLV120C20MP12C	CF/CM/CU48C	1.03	1.09	0.97

**FURNACE MULTIPLIERS- 3 TON (Continued)**

Furnaces	Coil	T.C.	S.C.	KW
TMLV120C20MP12C	CF/CM/CU48D	1.03	1.09	0.95
TMLX060A12MP11	CF/CM36A	0.99	1.11	0.99
TMLX060A12MP11	CF/CM/CU36B	1.00	1.12	1.00
TMLX060A12MP11	CF42B	1.01	1.09	0.99
TMLX080B12MP11	CF/CM/CU36B	0.99	1.07	0.95
TMLX080B12MP11	CF/CM/CU36C	0.99	1.07	0.95
TMLX080B12MP11	CF42B	1.02	1.10	1.00
TMLX080B12MP11	CF/CM/CU42C	1.01	1.05	0.97
TMLX080B12MP11	CF/CM/CU48C	1.01	1.05	0.95
TMLX080C16MP11	CF/CM/CU36C	1.02	1.10	0.98
TMLX080C16MP11	CF/CM36D	0.99	1.06	0.94
TMLX080C16MP11	CF/CM/CU42C	1.02	1.09	0.96
TMLX080C16MP11	CF/CM42D	0.99	1.06	0.94
TMLX080C16MP11	CF/CM/CU48C	1.03	1.09	0.97
TMLX080C16MP11	CF/CM/CU48D	1.01	1.04	0.95
TMLX100C16MP11	CF/CM/CU36C	1.02	1.10	0.98
TMLX100C16MP11	CF/CM36D	0.99	1.06	0.94
TMLX100C16MP11	CF/CM/CU42C	1.02	1.09	0.96
TMLX100C16MP11	CF/CM42D	0.99	1.06	0.94
TMLX100C16MP11	CF/CM/CU48C	1.03	1.09	0.97
TMLX100C16MP11	CF/CM/CU48D	1.01	1.04	0.95
TMLX100C20MP11	CF/CM/CU36C	1.00	1.06	0.94
TMLX100C20MP11	CF/CM36D	1.00	1.06	0.94
TMLX100C20MP11	CF/CM/CU42C	1.01	1.04	0.93
TMLX100C20MP11	CF/CM42D	1.01	1.04	0.93
TMLX100C20MP11	CF/CM/CU48C	1.01	1.05	0.93
TMLX100C20MP11	CF/CM/CU48D	1.01	1.05	0.93
TMLX120C20MP11	CF/CM/CU36C	1.00	1.06	0.94
TMLX120C20MP11	CF/CM36D	1.00	1.06	0.94
TMLX120C20MP11	CF/CM/CU42C	1.01	1.04	0.93
TMLX120C20MP11	CF/CM42D	1.01	1.04	0.93
TMLX120C20MP11	CF/CM/CU48C	1.01	1.05	0.93
TMLX120C20MP11	CF/CM/CU48D	1.01	1.05	0.93
TP9C060B12MP13C	CF/CM/CU36B	0.99	1.07	0.99
TP9C060B12MP13C	CF/CM/CU36C	0.99	1.07	0.97
TP9C060B12MP13C	CF42B	0.99	1.06	0.97
TP9C060B12MP13C	CF/CM/CU42C	1.00	1.06	0.98
TP9C060B12MP13C	CF/CM/CU48C	1.00	1.06	0.98
TP9C080B12MP13C	CF/CM/CU36B	0.99	1.07	0.97
TP9C080B12MP13C	CF/CM/CU36C	1.00	1.08	0.98
TP9C080B12MP13C	CF42B	0.99	1.06	0.97
TP9C080B12MP13C	CF/CM/CU42C	1.01	1.06	0.97
TP9C080B12MP13C	CF/CM/CU48C	1.01	1.07	0.97
TP9C080C16MP13C	CF/CM/CU36C	1.00	1.07	0.96
TP9C080C16MP13C	CF/CM36D	1.00	1.07	0.96
TP9C080C16MP13C	CF/CM/CU42C	1.01	1.06	0.97
TP9C080C16MP13C	CF/CM42D	1.01	1.06	0.97
TP9C080C16MP13C	CF/CM/CU48C	1.01	1.05	0.97
TP9C080C16MP13C	CF/CM/CU48D	1.01	1.05	0.97
TP9C100C16MP13C	CF/CM/CU36C	1.00	1.06	0.94
TP9C100C16MP13C	CF/CM36D	1.01	1.08	0.95
TP9C100C16MP13C	CF/CM/CU42C	1.01	1.05	0.95
TP9C100C16MP13C	CF/CM42D	1.02	1.07	0.96
TP9C100C16MP13C	CF/CM/CU48C	1.02	1.06	0.96
TP9C100C16MP13C	CF/CM/CU48D	1.01	1.04	0.95



**FURNACE MULTIPLIERS- 3 TON (Continued)**

Furnaces	Coil	T.C.	S.C.	KW
TP9C100C20MP13C	CF/CM/CU36C	1.01	1.10	0.97
TP9C100C20MP13C	CF/CM36D	1.01	1.09	0.97
TP9C100C20MP13C	CF/CM/CU42C	1.02	1.08	0.98
TP9C100C20MP13C	CF/CM42D	1.02	1.08	0.96
TP9C100C20MP13C	CF/CM/CU48C	1.02	1.07	0.96
TP9C100C20MP13C	CF/CM/CU48D	1.02	1.07	0.96
TP9C120D20MP13C	CF/CM36D	1.01	1.07	0.95
TP9C120D20MP13C	CF/CM42D	1.02	1.05	0.94
TP9C120D20MP13C	CF/CM/CU48D	1.02	1.06	0.94
TPLC060A12MP13C	CF/CM36A	0.98	1.07	0.98
TPLC060A12MP13C	CF/CM/CU36B	0.99	1.07	0.97
TPLC060A12MP13C	CF42B	0.99	1.06	0.97
TPLC080B12MP13C	CF/CM/CU36B	0.99	1.07	0.99
TPLC080B12MP13C	CF/CM/CU36C	0.99	1.07	0.97
TPLC080B12MP13C	CF42B	0.99	1.06	0.99
TPLC080B12MP13C	CF/CM/CU42C	1.00	1.06	0.98
TPLC080B12MP13C	CF/CM/CU48C	1.00	1.06	0.98
TPLC080C16MP13C	CF/CM/CU36C	1.01	1.07	0.97
TPLC080C16MP13C	CF/CM36D	1.01	1.07	0.95
TPLC080C16MP13C	CF/CM/CU42C	1.01	1.06	0.95
TPLC080C16MP13C	CF/CM42D	1.02	1.05	0.96
TPLC080C16MP13C	CF/CM/CU48C	1.01	1.07	0.95
TPLC080C16MP13C	CF/CM/CU48D	1.01	1.07	0.95
TPLC100C16MP13C	CF/CM/CU36C	1.01	1.07	0.97
TPLC100C16MP13C	CF/CM36D	1.01	1.07	0.95
TPLC100C16MP13C	CF/CM/CU42C	1.01	1.06	0.95
TPLC100C16MP13C	CF/CM42D	1.02	1.05	0.96
TPLC100C16MP13C	CF/CM/CU48C	1.01	1.07	0.95
TPLC100C16MP13C	CF/CM/CU48D	1.01	1.07	0.95
TPLC100C20MP13C	CF/CM/CU36C	1.02	1.10	0.96
TPLC100C20MP13C	CF/CM36D	1.02	1.10	0.96
TPLC100C20MP13C	CF/CM/CU42C	1.03	1.09	0.97
TPLC100C20MP13C	CF/CM42D	1.03	1.09	0.95
TPLC100C20MP13C	CF/CM/CU48C	1.03	1.09	0.97
TPLC100C20MP13C	CF/CM/CU48D	1.03	1.09	0.95
TPLC120C20MP13C	CF/CM/CU36C	1.02	1.10	0.96
TPLC120C20MP13C	CF/CM36D	1.02	1.10	0.96
TPLC120C20MP13C	CF/CM/CU42C	1.03	1.09	0.97
TPLC120C20MP13C	CF/CM42D	1.03	1.09	0.95
TPLC120C20MP13C	CF/CM/CU48C	1.03	1.09	0.97
TPLC120C20MP13C	CF/CM/CU48D	1.03	1.09	0.95
YP9C060B12MP13C	CF/CM/CU36B	0.99	1.07	0.99
YP9C060B12MP13C	CF/CM/CU36C	0.99	1.07	0.97
YP9C060B12MP13C	CF42B	0.99	1.06	0.97
YP9C060B12MP13C	CF/CM/CU42C	1.00	1.06	0.98
YP9C060B12MP13C	CF/CM/CU48C	1.00	1.06	0.98
YP9C080B12MP13C	CF/CM/CU36B	0.99	1.07	0.97
YP9C080B12MP13C	CF/CM/CU36C	1.00	1.08	0.98
YP9C080B12MP13C	CF42B	0.99	1.06	0.97
YP9C080B12MP13C	CF/CM/CU42C	1.01	1.06	0.97
YP9C080B12MP13C	CF/CM/CU48C	1.01	1.07	0.97
YP9C080C16MP13C	CF/CM/CU36C	1.00	1.07	0.96
YP9C080C16MP13C	CF/CM36D	1.00	1.07	0.96
YP9C080C16MP13C	CF/CM/CU42C	1.01	1.06	0.97
YP9C080C16MP13C	CF/CM42D	1.01	1.06	0.97

**FURNACE MULTIPLIERS- 3 TON (Continued)**

Furnaces	Coil	T.C.	S.C.	KW
YP9C080C16MP13C	CF/CM/CU48C	1.01	1.05	0.97
YP9C080C16MP13C	CF/CM/CU48D	1.01	1.05	0.97
YP9C100C16MP13C	CF/CM/CU36C	1.00	1.06	0.94
YP9C100C16MP13C	CF/CM36D	1.01	1.08	0.95
YP9C100C16MP13C	CF/CM/CU42C	1.01	1.05	0.95
YP9C100C16MP13C	CF/CM42D	1.02	1.07	0.96
YP9C100C16MP13C	CF/CM/CU48C	1.02	1.06	0.96
YP9C100C16MP13C	CF/CM/CU48D	1.01	1.04	0.95
YP9C100C20MP13C	CF/CM/CU36C	1.01	1.10	0.97
YP9C100C20MP13C	CF/CM36D	1.01	1.09	0.97
YP9C100C20MP13C	CF/CM/CU42C	1.02	1.08	0.98
YP9C100C20MP13C	CF/CM42D	1.02	1.08	0.96
YP9C100C20MP13C	CF/CM/CU48C	1.02	1.07	0.96
YP9C100C20MP13C	CF/CM/CU48D	1.02	1.07	0.96
YP9C120D20MP13C	CF/CM36D	1.01	1.07	0.95
YP9C120D20MP13C	CF/CM42D	1.02	1.05	0.94
YP9C120D20MP13C	CF/CM/CU48D	1.02	1.06	0.94
YPLC060A12MP13C	CF/CM36A	0.98	1.07	0.98
YPLC060A12MP13C	CF/CM/CU36B	0.99	1.07	0.97
YPLC060A12MP13C	CF42B	0.99	1.06	0.97
YPLC080B12MP13C	CF/CM/CU36B	0.99	1.07	0.99
YPLC080B12MP13C	CF/CM/CU36C	0.99	1.07	0.97
YPLC080B12MP13C	CF42B	0.99	1.06	0.99
YPLC080B12MP13C	CF/CM/CU42C	1.00	1.06	0.98
YPLC080B12MP13C	CF/CM/CU48C	1.00	1.06	0.98
YPLC080C16MP13C	CF/CM/CU36C	1.01	1.07	0.97
YPLC080C16MP13C	CF/CM36D	1.01	1.07	0.95
YPLC080C16MP13C	CF/CM/CU42C	1.01	1.06	0.95
YPLC080C16MP13C	CF/CM42D	1.02	1.05	0.96
YPLC080C16MP13C	CF/CM/CU48C	1.01	1.07	0.95
YPLC080C16MP13C	CF/CM/CU48D	1.01	1.07	0.95
YPLC100C16MP13C	CF/CM/CU36C	1.01	1.07	0.97
YPLC100C16MP13C	CF/CM36D	1.01	1.07	0.95
YPLC100C16MP13C	CF/CM/CU42C	1.01	1.06	0.95
YPLC100C16MP13C	CF/CM42D	1.02	1.05	0.96
YPLC100C16MP13C	CF/CM/CU48C	1.01	1.07	0.95
YPLC100C16MP13C	CF/CM/CU48D	1.01	1.07	0.95
YPLC100C20MP13C	CF/CM/CU36C	1.02	1.10	0.96
YPLC100C20MP13C	CF/CM36D	1.02	1.10	0.96
YPLC100C20MP13C	CF/CM/CU42C	1.03	1.09	0.97
YPLC100C20MP13C	CF/CM42D	1.03	1.09	0.95
YPLC100C20MP13C	CF/CM/CU48C	1.03	1.09	0.97
YPLC100C20MP13C	CF/CM/CU48D	1.03	1.09	0.95
YPLC120C20MP13C	CF/CM/CU36C	1.02	1.10	0.96
YPLC120C20MP13C	CF/CM36D	1.02	1.10	0.96
YPLC120C20MP13C	CF/CM/CU42C	1.03	1.09	0.97
YPLC120C20MP13C	CF/CM42D	1.03	1.09	0.95
YPLC120C20MP13C	CF/CM/CU48C	1.03	1.09	0.97
YPLC120C20MP13C	CF/CM/CU48D	1.03	1.09	0.95

## PERFORMANCE DATA - 3.5 TON

CONDENSER-ONLY DATA (OUTDOOR UNIT)																		
MODEL	SATURATED SUCTION @ COMPRESSOR		Outdoor Ambient Temperature															
			55 °F		65 °F		75 °F		85 °F		95 °F		105 °F		115 °F		125 °F	
	T (°F)	P (PSIG)	MBH	KW	MBH	KW	MBH	KW	MBH	KW	MBH	KW	MBH	KW	MBH	KW	MBH	KW
YCE42B22S	35	107	38.8	2.42	37.0	2.65	35.2	2.90	33.3	3.19	31.3	3.51	29.3	3.89	27.1	4.31	24.8	4.78
	40	118	42.7	2.41	40.8	2.64	38.8	2.89	36.7	3.18	34.5	3.50	32.3	3.88	29.9	4.30	27.4	4.77
	45	130	47.0	2.41	44.8	2.63	42.6	2.88	40.3	3.17	38.0	3.49	35.5	3.86	33.0	4.29	30.3	4.76
	50	142	51.6	2.40	49.2	2.62	46.8	2.87	44.3	3.15	41.7	3.47	39.0	3.85	36.3	4.28	33.4	4.74
	55	156	56.5	2.39	53.9	2.61	51.3	2.86	48.5	3.14	45.7	3.46	42.8	3.84	39.8	4.26	36.7	4.72

### Notes:

- For Outdoor Unit (Condenser) performance only. Data does not include the effects of air handler power or heat.
- Performance based on 15°F subcooling and 15°F superheat at the Outdoor Unit base valves.
  - Increase capacity by 1% for each 2°F increase in subcooling.
  - Decrease capacity by 1% for each 2°F decrease in subcooling.
- Maximum recommended condensing temperature is 140°F.

COOLING PERFORMANCE DATA																
OUTDOOR UNIT MODEL NO.			YCE42B22S													
INDOOR COIL MODEL NO.			CF42CXA1													
AIR TEMP. ENTERING OUTDOOR UNIT (°F)	ID CFM	1200					1400					1600				
	ID DB (°F)	80	80	75	80	80	80	80	75	80	80	80	80	75	80	80
	ID WB (°F)	57	62	62	67	72	57	62	62	67	72	57	62	62	67	72
55	T.C.	38.8	42.3	42.1	45.6	49.3	40.3	43.4	43.3	46.8	50.3	41.8	44.6	44.5	48.0	51.3
	S.C.	38.5	35.0	29.6	29.0	22.7	40.0	37.5	31.4	30.6	23.5	41.5	39.9	33.1	32.2	24.3
	KW	2.26	2.27	2.28	2.28	2.29	2.34	2.35	2.35	2.36	2.37	2.41	2.42	2.42	2.43	2.45
65	T.C.	37.7	40.8	41.0	44.6	48.3	39.1	41.9	42.0	45.8	49.3	40.6	43.1	43.1	47.0	50.4
	S.C.	37.4	34.4	29.2	28.8	22.7	38.9	36.9	31.0	30.5	23.6	40.3	39.3	32.8	32.2	24.6
	KW	2.48	2.50	2.50	2.51	2.51	2.56	2.57	2.57	2.58	2.59	2.63	2.65	2.64	2.66	2.67
75	T.C.	36.6	39.3	39.9	43.6	47.3	38.0	40.4	40.8	44.8	48.4	39.4	41.5	41.8	46.0	49.5
	S.C.	36.4	33.7	28.7	28.5	22.7	37.7	36.2	30.6	30.4	23.8	39.1	38.8	32.4	32.3	24.9
	KW	2.71	2.72	2.72	2.73	2.73	2.78	2.80	2.79	2.80	2.81	2.85	2.87	2.86	2.88	2.89
85	T.C.	35.5	37.8	38.0	41.8	45.9	36.8	38.9	39.0	42.9	47.0	38.1	40.0	40.0	44.0	48.1
	S.C.	35.2	33.1	27.9	27.8	21.7	36.5	35.6	29.8	29.7	23.0	37.8	38.2	31.7	31.6	24.2
	KW	3.01	3.03	3.02	3.04	3.03	3.09	3.10	3.09	3.11	3.11	3.16	3.18	3.17	3.18	3.19
95	T.C.	34.4	36.3	36.2	40.0	44.6	35.5	37.4	37.2	41.0	45.7	36.7	38.5	38.2	42.0	46.8
	S.C.	34.1	32.5	27.2	27.2	20.8	35.3	35.0	29.1	29.1	22.1	36.5	37.5	31.0	31.0	23.5
	KW	3.32	3.34	3.33	3.34	3.34	3.39	3.41	3.40	3.42	3.41	3.47	3.48	3.47	3.49	3.49
105	T.C.	32.3	34.3	34.2	37.7	42.1	33.4	35.3	35.2	38.7	43.2	34.5	36.3	36.2	39.6	44.4
	S.C.	32.1	31.4	26.2	26.3	20.1	33.2	33.4	28.0	28.2	21.3	34.3	35.5	29.7	30.1	22.4
	KW	3.95	3.95	3.96	3.91	3.88	3.99	3.99	4.01	3.98	3.95	4.04	4.04	4.06	4.05	4.03
115	T.C.	30.3	32.4	32.2	35.6	39.6	31.3	33.3	33.2	36.4	40.9	32.3	34.2	34.2	37.2	42.1
	S.C.	30.1	30.2	25.2	25.5	19.5	31.1	31.9	26.9	27.3	20.4	32.1	33.5	28.5	29.2	21.4
	KW	4.56	4.54	4.57	4.47	4.40	4.57	4.56	4.60	4.53	4.48	4.59	4.57	4.63	4.59	4.56
125	T.C.	28.2	30.4	30.1	33.4	37.1	29.2	31.2	31.2	34.1	38.5	30.2	32.1	32.3	34.8	39.8
	S.C.	28.0	29.1	24.3	24.7	18.8	29.0	30.3	25.8	26.5	19.6	30.0	31.6	27.3	28.3	20.4
	KW	5.17	5.13	5.18	5.02	4.93	5.16	5.12	5.19	5.08	5.01	5.14	5.11	5.20	5.14	5.09
ALL CAPACITIES INCLUDE INDOOR FAN HEAT. KW VALUES ARE FOR THE SYSTEM (OUTDOOR + INDOOR).																
Green shaded cells are ACCA (TVA) conditions.																
Blue shaded cells are AHRI conditions.																

### Multipliers for determining the performance with other indoor sections.

**NOTE:** For dry bulb temperatures different than those listed (between 73-87 °F), sensible capacity increases by 1060 BTUH per 1000 CFM per degree above the listed temperature and decreases by 1060 BTUH per 1000 CFM per degree below the listed temperature.

**COIL MULTIPLIERS- 3.5 TON**

Air Handler	Coil	T.C.	S.C.	KW
–	CF/CM/CU42C	1.00	1.00	1.00
–	CF/CM/CU48C	1.01	1.10	1.01
–	CF/CM/CU48D	1.01	1.10	1.01
–	CF/CM/CU60C	1.01	1.06	1.01
–	CF/CM/CU60D	1.01	1.08	1.01
–	CF/CM42D	1.00	1.11	1.00
–	CF/CM64D	1.02	1.06	1.00
AE42CX21	–	1.01	1.09	0.97
AE48CX21	–	1.01	1.04	0.95
AE48DX21	–	1.02	1.03	0.96
AE60CX21	–	1.02	1.02	0.96
AE60CX22	–	1.01	1.02	0.95
AP48CX21	–	1.01	1.07	1.01
AP48DX21	–	1.01	1.13	1.01
AVC42CX21	–	1.01	1.05	0.97
AVC48CX21	–	1.01	1.04	0.95
AVC48DX21	–	1.02	1.03	0.96
AVC60DX21	–	1.02	1.01	0.96
ME12BN21	CF42B	1.00	1.05	0.96
ME12CN21	CF/CM42C	1.01	1.04	0.95
ME12CN21	CF/CM48C	1.01	1.05	0.95
ME12CN21	CF/CM60C	1.01	1.03	0.95
ME14DN21	CF/CM42D	1.01	1.03	0.95
ME14DN21	CF/CM48D	1.01	1.04	0.95
ME14DN21	CF/CM60D	1.02	1.02	0.96
ME14DN21	CF/CM64D	1.02	1.01	0.96
ME16CN21	CF/CM42C	1.02	1.06	0.98
ME16CN21	CF/CM48C	1.02	1.06	0.98
ME16CN21	CF/CM60C	1.02	1.04	0.98
ME20DN21	CF/CM42D	1.02	1.04	0.96
ME20DN21	CF/CM48D	1.02	1.04	0.96
ME20DN21	CF/CM60D	1.02	1.04	0.96
ME20DN21	CF/CM64D	1.02	1.03	0.95
MVC12BN21	CF42B	0.99	1.05	0.95
MVC12CN21	CF/CM42C	1.01	1.03	0.95
MVC12CN21	CF/CM48C	1.01	1.03	0.95
MVC12CN21	CF/CM60C	1.01	1.01	0.95
MVC14DN21	CF/CM42D	1.01	1.03	0.95
MVC14DN21	CF/CM48D	1.01	1.03	0.95
MVC14DN21	CF/CM60D	1.02	1.04	0.95
MVC14DN21	CF/CM64D	1.02	1.03	0.95
MVC16CN21	CF/CM42C	1.02	1.04	0.96
MVC16CN21	CF/CM48C	1.02	1.04	0.96
MVC16CN21	CF/CM60C	1.02	1.01	0.96
MVC20DN21	CF/CM42D	1.02	1.04	0.96
MVC20DN21	CF/CM48D	1.02	1.06	0.96
MVC20DN21	CF/CM60D	1.02	1.04	0.95
MVC20DN21	CF/CM64D	1.02	1.03	0.95

**FURNACE MULTIPLIERS- 3.5 TON**

Furnaces	Coil	T.C.	S.C.	KW
TM8V060A12MP12C	CF42B	0.99	1.08	0.99
TM8V080C16MP12C	CF/CM/CU42C	1.00	1.04	0.96
TM8V080C16MP12C	CF/CM42D	1.00	1.04	0.96
TM8V080C16MP12C	CF/CM/CU48C	1.01	1.04	0.97
TM8V080C16MP12C	CF/CM/CU48D	1.01	1.04	0.97
TM8V080C16MP12C	CF/CM/CU60C	1.01	1.02	0.97
TM8V080C16MP12C	CF/CM/CU60D	1.01	1.03	0.97
TM8V080C16MP12C	CF/CM64D	1.02	1.01	0.96
TM8V100C16MP12C	CF/CM/CU42C	1.00	1.04	0.96
TM8V100C16MP12C	CF/CM42D	1.00	1.04	0.96
TM8V100C16MP12C	CF/CM/CU48C	1.01	1.04	0.97
TM8V100C16MP12C	CF/CM/CU48D	1.01	1.04	0.97
TM8V100C16MP12C	CF/CM/CU60C	1.01	1.02	0.97
TM8V100C16MP12C	CF/CM/CU60D	1.01	1.03	0.97
TM8V100C16MP12C	CF/CM64D	1.02	1.01	0.96
TM8V100C20MP12C	CF/CM/CU42C	1.01	1.04	0.97
TM8V100C20MP12C	CF/CM42D	1.02	1.06	0.96
TM8V100C20MP12C	CF/CM/CU48C	1.01	1.05	0.95
TM8V100C20MP12C	CF/CM/CU48D	1.01	1.05	0.95
TM8V100C20MP12C	CF/CM/CU60C	1.01	1.03	0.97
TM8V100C20MP12C	CF/CM/CU60D	1.02	1.02	0.96
TM8V100C20MP12C	CF/CM64D	1.02	1.02	0.96
TM8V120C20MP12C	CF/CM/CU42C	1.01	1.04	0.97
TM8V120C20MP12C	CF/CM42D	1.02	1.06	0.96
TM8V120C20MP12C	CF/CM/CU48C	1.01	1.05	0.95
TM8V120C20MP12C	CF/CM/CU48D	1.01	1.05	0.95
TM8V120C20MP12C	CF/CM/CU60C	1.01	1.03	0.97
TM8V120C20MP12C	CF/CM/CU60D	1.02	1.02	0.96
TM8V120C20MP12C	CF/CM64D	1.02	1.02	0.96
TM8X080B12MP11	CF/CM/CU42C	0.99	1.05	0.97
TM8X080B12MP11	CF/CM/CU48C	1.00	1.05	0.98
TM8X080B12MP11	CF/CM/CU60C	1.00	1.03	0.98
TM8X080C16MP11	CF/CM/CU42C	1.02	1.07	1.00
TM8X080C16MP11	CF/CM42D	1.00	1.04	0.96
TM8X080C16MP11	CF/CM/CU48C	1.02	1.09	0.98
TM8X080C16MP11	CF/CM/CU48D	1.02	1.08	0.98
TM8X080C16MP11	CF/CM/CU60C	1.02	1.04	0.98
TM8X080C16MP11	CF/CM/CU60D	1.01	1.03	0.95
TM8X080C16MP11	CF/CM64D	1.02	1.05	0.98
TM8X100C16MP11	CF/CM/CU42C	1.02	1.07	1.00
TM8X100C16MP11	CF/CM42D	1.00	1.04	0.96
TM8X100C16MP11	CF/CM/CU48C	1.02	1.09	0.98
TM8X100C16MP11	CF/CM/CU48D	1.02	1.08	0.98
TM8X100C16MP11	CF/CM/CU60C	1.02	1.04	0.98
TM8X100C16MP11	CF/CM/CU60D	1.01	1.03	0.95
TM8X100C16MP11	CF/CM64D	1.02	1.05	0.98
TM8X100C20MP11	CF/CM/CU42C	1.01	1.04	0.95
TM8X100C20MP11	CF/CM42D	1.01	1.05	0.95
TM8X100C20MP11	CF/CM/CU48C	1.01	1.05	0.95
TM8X100C20MP11	CF/CM/CU48D	1.02	1.03	0.96
TM8X100C20MP11	CF/CM/CU60C	1.01	1.03	0.97
TM8X100C20MP11	CF/CM/CU60D	1.02	1.03	0.96
TM8X100C20MP11	CF/CM64D	1.02	1.02	0.96
TM8X120C20MP11	CF/CM/CU42C	1.01	1.04	0.95
TM8X120C20MP11	CF/CM42D	1.01	1.05	0.95

**FURNACE MULTIPLIERS- 3.5 TON (Continued)**

Furnaces	Coil	T.C.	S.C.	KW
TM8X120C20MP11	CF/CM/CU48C	1.01	1.05	0.95
TM8X120C20MP11	CF/CM/CU48D	1.02	1.03	0.96
TM8X120C20MP11	CF/CM/CU60C	1.01	1.03	0.97
TM8X120C20MP11	CF/CM/CU60D	1.02	1.03	0.96
TM8X120C20MP11	CF/CM64D	1.02	1.02	0.96
TM8Y080B12MP11	CF/CM/CU42C	0.99	1.05	0.97
TM8Y080B12MP11	CF/CM/CU48C	1.00	1.05	0.98
TM8Y080B12MP11	CF/CM/CU60C	1.00	1.03	0.98
TM8Y080C16MP11	CF/CM/CU42C	1.02	1.07	1.00
TM8Y080C16MP11	CF/CM42D	1.00	1.04	0.96
TM8Y080C16MP11	CF/CM/CU48C	1.02	1.09	0.98
TM8Y080C16MP11	CF/CM/CU48D	1.02	1.08	0.98
TM8Y080C16MP11	CF/CM/CU60C	1.02	1.04	0.98
TM8Y080C16MP11	CF/CM/CU60D	1.01	1.03	0.95
TM8Y080C16MP11	CF/CM64D	1.02	1.05	0.98
TM8Y100C16MP11	CF/CM/CU42C	1.02	1.07	1.00
TM8Y100C16MP11	CF/CM42D	1.00	1.04	0.96
TM8Y100C16MP11	CF/CM/CU48C	1.02	1.09	0.98
TM8Y100C16MP11	CF/CM/CU48D	1.02	1.08	0.98
TM8Y100C16MP11	CF/CM/CU60C	1.02	1.04	0.98
TM8Y100C16MP11	CF/CM/CU60D	1.01	1.03	0.95
TM8Y100C16MP11	CF/CM64D	1.02	1.05	0.98
TM8Y100C20MP11	CF/CM/CU42C	1.01	1.04	0.95
TM8Y100C20MP11	CF/CM42D	1.01	1.05	0.95
TM8Y100C20MP11	CF/CM/CU48C	1.01	1.05	0.95
TM8Y100C20MP11	CF/CM/CU48D	1.02	1.03	0.96
TM8Y100C20MP11	CF/CM/CU60C	1.01	1.03	0.97
TM8Y100C20MP11	CF/CM/CU60D	1.02	1.03	0.96
TM8Y100C20MP11	CF/CM64D	1.02	1.02	0.96
TM8Y120C20MP11	CF/CM/CU42C	1.01	1.04	0.95
TM8Y120C20MP11	CF/CM42D	1.01	1.05	0.95
TM8Y120C20MP11	CF/CM/CU48C	1.01	1.05	0.95
TM8Y120C20MP11	CF/CM/CU48D	1.02	1.03	0.96
TM8Y120C20MP11	CF/CM/CU60C	1.01	1.03	0.97
TM8Y120C20MP11	CF/CM/CU60D	1.02	1.03	0.96
TM8Y120C20MP11	CF/CM64D	1.02	1.02	0.96
TM9E080B12MP11	CF/CM/CU42C	0.99	1.05	0.97
TM9E080B12MP11	CF/CM/CU48C	1.00	1.05	0.98
TM9E080B12MP11	CF/CM/CU60C	1.00	1.03	0.98
TM9E080C16MP11	CF/CM/CU42C	1.01	1.05	0.99
TM9E080C16MP11	CF/CM42D	1.01	1.05	0.99
TM9E080C16MP11	CF/CM/CU48C	1.01	1.05	0.97
TM9E080C16MP11	CF/CM/CU48D	1.01	1.05	0.97
TM9E080C16MP11	CF/CM/CU60C	1.01	1.04	0.99
TM9E080C16MP11	CF/CM/CU60D	1.02	1.04	0.98
TM9E080C16MP11	CF/CM64D	1.02	1.04	0.98
TM9E100C16MP11	CF/CM/CU42C	1.01	1.05	0.97
TM9E100C16MP11	CF/CM42D	1.00	1.04	0.96
TM9E100C16MP11	CF/CM/CU48C	1.01	1.05	0.97
TM9E100C16MP11	CF/CM/CU48D	1.01	1.03	0.97
TM9E100C16MP11	CF/CM/CU60C	1.01	1.02	0.97
TM9E100C16MP11	CF/CM/CU60D	1.01	1.03	0.97
TM9E100C16MP11	CF/CM64D	1.02	1.04	0.98
TM9E100C20MP11	CF/CM/CU42C	1.00	1.04	0.96
TM9E100C20MP11	CF/CM42D	1.00	1.04	0.96

**FURNACE MULTIPLIERS- 3.5 TON (Continued)**

Furnaces	Coil	T.C.	S.C.	KW
TM9E100C20MP11	CF/CM/CU48C	1.01	1.03	0.97
TM9E100C20MP11	CF/CM/CU48D	1.01	1.04	0.97
TM9E100C20MP11	CF/CM/CU60C	1.00	1.02	0.96
TM9E100C20MP11	CF/CM/CU60D	1.02	1.02	0.98
TM9E100C20MP11	CF/CM64D	1.02	1.01	0.96
TM9E120D20MP11	CF/CM42D	1.01	1.05	0.97
TM9E120D20MP11	CF/CM/CU48D	1.02	1.03	0.96
TM9E120D20MP11	CF/CM/CU60D	1.02	1.03	0.96
TM9E120D20MP11	CF/CM64D	1.02	1.03	0.96
TM9V080B12MP12C	CF42B	0.99	1.05	0.99
TM9V080B12MP12C	CF/CM/CU42C	1.00	1.06	1.00
TM9V080B12MP12C	CF/CM/CU48C	1.01	1.05	0.99
TM9V080B12MP12C	CF/CM/CU60C	1.00	1.05	0.98
TM9V080C16MP12C	CF/CM/CU42C	1.00	1.05	0.98
TM9V080C16MP12C	CF/CM42D	1.00	1.05	0.96
TM9V080C16MP12C	CF/CM/CU48C	1.01	1.05	0.97
TM9V080C16MP12C	CF/CM/CU48D	1.01	1.05	0.97
TM9V080C16MP12C	CF/CM/CU60C	1.00	1.04	0.98
TM9V080C16MP12C	CF/CM/CU60D	1.02	1.02	0.98
TM9V080C16MP12C	CF/CM64D	1.02	1.02	0.98
TM9V100C16MP12C	CF/CM/CU42C	1.00	1.04	0.96
TM9V100C16MP12C	CF/CM42D	1.00	1.04	0.96
TM9V100C16MP12C	CF/CM/CU48C	1.01	1.03	0.97
TM9V100C16MP12C	CF/CM/CU48D	1.01	1.03	0.97
TM9V100C16MP12C	CF/CM/CU60C	1.01	1.03	0.97
TM9V100C16MP12C	CF/CM/CU60D	1.01	1.03	0.95
TM9V100C16MP12C	CF/CM64D	1.02	1.01	0.96
TM9V100C20MP12C	CF/CM/CU42C	1.01	1.04	0.97
TM9V100C20MP12C	CF/CM42D	1.01	1.04	0.97
TM9V100C20MP12C	CF/CM/CU48C	1.01	1.05	0.97
TM9V100C20MP12C	CF/CM/CU48D	1.01	1.05	0.97
TM9V100C20MP12C	CF/CM/CU60C	1.01	1.03	0.97
TM9V100C20MP12C	CF/CM/CU60D	1.02	1.02	0.98
TM9V100C20MP12C	CF/CM64D	1.02	1.02	0.96
TM9V120D20MP12C	CF/CM42D	1.01	1.03	0.95
TM9V120D20MP12C	CF/CM/CU48D	1.01	1.04	0.95
TM9V120D20MP12C	CF/CM/CU60D	1.02	1.03	0.96
TM9V120D20MP12C	CF/CM64D	1.02	1.01	0.96
TM9Y080B12MP11	CF/CM/CU42C	0.99	1.05	0.97
TM9Y080B12MP11	CF/CM/CU48C	1.00	1.05	0.98
TM9Y080B12MP11	CF/CM/CU60C	1.00	1.03	0.98
TM9Y080C16MP11	CF/CM/CU42C	1.01	1.05	0.99
TM9Y080C16MP11	CF/CM42D	1.01	1.05	0.99
TM9Y080C16MP11	CF/CM/CU48C	1.01	1.05	0.97
TM9Y080C16MP11	CF/CM/CU48D	1.01	1.05	0.97
TM9Y080C16MP11	CF/CM/CU60C	1.01	1.04	0.99
TM9Y080C16MP11	CF/CM/CU60D	1.02	1.04	0.98
TM9Y080C16MP11	CF/CM64D	1.02	1.04	0.98
TM9Y100C16MP11	CF/CM/CU42C	1.01	1.05	0.97
TM9Y100C16MP11	CF/CM42D	1.00	1.04	0.96
TM9Y100C16MP11	CF/CM/CU48C	1.01	1.05	0.97
TM9Y100C16MP11	CF/CM/CU48D	1.01	1.03	0.97
TM9Y100C16MP11	CF/CM/CU60C	1.01	1.02	0.97
TM9Y100C16MP11	CF/CM/CU60D	1.01	1.03	0.97
TM9Y100C16MP11	CF/CM64D	1.02	1.04	0.98
TM9Y100C16MP11	CF/CM/CU42C	1.01	1.05	0.97
TM9Y100C16MP11	CF/CM42D	1.00	1.04	0.96
TM9Y100C16MP11	CF/CM64D	1.02	1.04	0.98

**FURNACE MULTIPLIERS- 3.5 TON (Continued)**

<b>Furnaces</b>	<b>Coil</b>	<b>T.C.</b>	<b>S.C.</b>	<b>KW</b>
TM9Y100C20MP11	CF/CM/CU42C	1.00	1.04	0.96
TM9Y100C20MP11	CF/CM42D	1.00	1.04	0.96
TM9Y100C20MP11	CF/CM/CU48C	1.01	1.03	0.97
TM9Y100C20MP11	CF/CM/CU48D	1.01	1.04	0.97
TM9Y100C20MP11	CF/CM/CU60C	1.00	1.02	0.96
TM9Y100C20MP11	CF/CM/CU60D	1.02	1.02	0.98
TM9Y100C20MP11	CF/CM64D	1.02	1.01	0.96
TM9Y120D20MP11	CF/CM42D	1.01	1.05	0.97
TM9Y120D20MP11	CF/CM/CU48D	1.02	1.03	0.96
TM9Y120D20MP11	CF/CM/CU60D	1.02	1.03	0.96
TM9Y120D20MP11	CF/CM64D	1.02	1.03	0.96
TMLV060A12MP12C	CF42B	0.99	1.08	0.99
TMLV080C16MP12C	CF/CM/CU42C	1.00	1.04	0.96
TMLV080C16MP12C	CF/CM42D	1.00	1.04	0.96
TMLV080C16MP12C	CF/CM/CU48C	1.01	1.04	0.97
TMLV080C16MP12C	CF/CM/CU48D	1.01	1.04	0.97
TMLV080C16MP12C	CF/CM/CU60C	1.01	1.02	0.97
TMLV080C16MP12C	CF/CM/CU60D	1.01	1.03	0.97
TMLV080C16MP12C	CF/CM64D	1.02	1.01	0.96
TMLV100C16MP12C	CF/CM/CU42C	1.00	1.04	0.96
TMLV100C16MP12C	CF/CM42D	1.00	1.04	0.96
TMLV100C16MP12C	CF/CM/CU48C	1.01	1.04	0.97
TMLV100C16MP12C	CF/CM/CU48D	1.01	1.04	0.97
TMLV100C16MP12C	CF/CM/CU60C	1.01	1.02	0.97
TMLV100C16MP12C	CF/CM/CU60D	1.01	1.03	0.97
TMLV100C16MP12C	CF/CM64D	1.02	1.01	0.96
TMLV100C20MP12C	CF/CM/CU42C	1.01	1.04	0.97
TMLV100C20MP12C	CF/CM42D	1.02	1.06	0.96
TMLV100C20MP12C	CF/CM/CU48C	1.01	1.05	0.95
TMLV100C20MP12C	CF/CM/CU48D	1.01	1.05	0.95
TMLV100C20MP12C	CF/CM/CU60C	1.01	1.03	0.97
TMLV100C20MP12C	CF/CM/CU60D	1.02	1.02	0.96
TMLV100C20MP12C	CF/CM64D	1.02	1.02	0.96
TMLV120C20MP12C	CF/CM/CU42C	1.01	1.04	0.97
TMLV120C20MP12C	CF/CM42D	1.02	1.06	0.96
TMLV120C20MP12C	CF/CM/CU48C	1.01	1.05	0.95
TMLV120C20MP12C	CF/CM/CU48D	1.01	1.05	0.95
TMLV120C20MP12C	CF/CM/CU60C	1.01	1.03	0.97
TMLV120C20MP12C	CF/CM/CU60D	1.02	1.02	0.96
TMLV120C20MP12C	CF/CM64D	1.02	1.02	0.96
TMLX080B12MP11	CF/CM/CU42C	0.99	1.05	0.97
TMLX080B12MP11	CF/CM/CU48C	1.00	1.05	0.98
TMLX080B12MP11	CF/CM/CU60C	1.00	1.03	0.98
TMLX080C16MP11	CF/CM/CU42C	1.02	1.07	1.00
TMLX080C16MP11	CF/CM42D	1.00	1.04	0.96
TMLX080C16MP11	CF/CM/CU48C	1.02	1.09	0.98
TMLX080C16MP11	CF/CM/CU48D	1.02	1.08	0.98
TMLX080C16MP11	CF/CM/CU60C	1.02	1.04	0.98
TMLX080C16MP11	CF/CM/CU60D	1.01	1.03	0.95
TMLX080C16MP11	CF/CM64D	1.02	1.05	0.98
TMLX100C16MP11	CF/CM/CU42C	1.02	1.07	1.00
TMLX100C16MP11	CF/CM42D	1.00	1.04	0.96
TMLX100C16MP11	CF/CM/CU48C	1.02	1.09	0.98
TMLX100C16MP11	CF/CM/CU48D	1.02	1.08	0.98
TMLX100C16MP11	CF/CM/CU60C	1.02	1.04	0.98

**FURNACE MULTIPLIERS- 3.5 TON (Continued)**

<b>Furnaces</b>	<b>Coil</b>	<b>T.C.</b>	<b>S.C.</b>	<b>KW</b>
TMLX100C16MP11	CF/CM/CU60D	1.01	1.03	0.95
TMLX100C16MP11	CF/CM64D	1.02	1.05	0.98
TMLX100C20MP11	CF/CM/CU42C	1.01	1.04	0.95
TMLX100C20MP11	CF/CM42D	1.01	1.05	0.95
TMLX100C20MP11	CF/CM/CU48C	1.01	1.05	0.95
TMLX100C20MP11	CF/CM/CU48D	1.02	1.03	0.96
TMLX100C20MP11	CF/CM/CU60C	1.01	1.03	0.97
TMLX100C20MP11	CF/CM/CU60D	1.02	1.03	0.96
TMLX100C20MP11	CF/CM64D	1.02	1.02	0.96
TMLX120C20MP11	CF/CM/CU42C	1.01	1.04	0.95
TMLX120C20MP11	CF/CM42D	1.01	1.05	0.95
TMLX120C20MP11	CF/CM/CU48C	1.01	1.05	0.95
TMLX120C20MP11	CF/CM/CU48D	1.02	1.03	0.96
TMLX120C20MP11	CF/CM/CU60C	1.01	1.03	0.97
TMLX120C20MP11	CF/CM/CU60D	1.02	1.03	0.96
TMLX120C20MP11	CF/CM64D	1.02	1.02	0.96
TP9C080B12MP13C	CF42B	0.99	1.05	0.99
TP9C080B12MP13C	CF/CM/CU42C	1.00	1.06	1.00
TP9C080B12MP13C	CF/CM/CU48C	1.01	1.05	0.99
TP9C080B12MP13C	CF/CM/CU60C	1.00	1.05	0.98
TP9C080C16MP13C	CF/CM/CU42C	1.00	1.05	0.98
TP9C080C16MP13C	CF/CM42D	1.00	1.05	0.96
TP9C080C16MP13C	CF/CM/CU48C	1.01	1.05	0.97
TP9C080C16MP13C	CF/CM/CU48D	1.01	1.05	0.97
TP9C080C16MP13C	CF/CM/CU60C	1.00	1.04	0.98
TP9C080C16MP13C	CF/CM/CU60D	1.02	1.02	0.98
TP9C080C16MP13C	CF/CM64D	1.02	1.02	0.98
TP9C100C16MP13C	CF/CM/CU42C	1.00	1.04	0.96
TP9C100C16MP13C	CF/CM42D	1.00	1.04	0.96
TP9C100C16MP13C	CF/CM/CU48C	1.01	1.03	0.97
TP9C100C16MP13C	CF/CM/CU48D	1.01	1.03	0.97
TP9C100C16MP13C	CF/CM/CU60C	1.01	1.03	0.97
TP9C100C16MP13C	CF/CM/CU60D	1.01	1.03	0.95
TP9C100C16MP13C	CF/CM64D	1.02	1.01	0.96
TP9C100C20MP13C	CF/CM/CU42C	1.01	1.04	0.97
TP9C100C20MP13C	CF/CM42D	1.01	1.04	0.97
TP9C100C20MP13C	CF/CM/CU48C	1.01	1.05	0.97
TP9C100C20MP13C	CF/CM/CU48D	1.01	1.05	0.97
TP9C100C20MP13C	CF/CM/CU60C	1.01	1.03	0.97
TP9C100C20MP13C	CF/CM/CU60D	1.02	1.02	0.98
TP9C100C20MP13C	CF/CM64D	1.02	1.02	0.96
TP9C120D20MP13C	CF/CM42D	1.01	1.03	0.95
TP9C120D20MP13C	CF/CM/CU48D	1.01	1.04	0.95
TP9C120D20MP13C	CF/CM/CU60D	1.02	1.03	0.96
TP9C120D20MP13C	CF/CM64D	1.02	1.01	0.96
TPLC060A12MP13C	CF42B	0.99	1.08	0.99
TPLC080C16MP13C	CF/CM/CU42C	1.00	1.04	0.96
TPLC080C16MP13C	CF/CM42D	1.00	1.04	0.96
TPLC080C16MP13C	CF/CM/CU48C	1.01	1.04	0.97
TPLC080C16MP13C	CF/CM/CU48D	1.01	1.04	0.97
TPLC080C16MP13C	CF/CM/CU60C	1.01	1.02	0.97
TPLC080C16MP13C	CF/CM/CU60D	1.01	1.03	0.97
TPLC080C16MP13C	CF/CM64D	1.02	1.01	0.96
TPLC100C16MP13C	CF/CM/CU42C	1.00	1.04	0.96
TPLC100C16MP13C	CF/CM42D	1.00	1.04	0.96

**FURNACE MULTIPLIERS- 3.5 TON (Continued)**

Furnaces	Coil	T.C.	S.C.	KW
TPLC100C16MP13C	CF/CM/CU48C	1.01	1.04	0.97
TPLC100C16MP13C	CF/CM/CU48D	1.01	1.04	0.97
TPLC100C16MP13C	CF/CM/CU60C	1.01	1.02	0.97
TPLC100C16MP13C	CF/CM/CU60D	1.01	1.03	0.97
TPLC100C16MP13C	CF/CM64D	1.02	1.01	0.96
TPLC100C20MP13C	CF/CM/CU42C	1.01	1.04	0.97
TPLC100C20MP13C	CF/CM42D	1.02	1.06	0.96
TPLC100C20MP13C	CF/CM/CU48C	1.01	1.05	0.95
TPLC100C20MP13C	CF/CM/CU48D	1.01	1.05	0.95
TPLC100C20MP13C	CF/CM/CU60C	1.01	1.03	0.97
TPLC100C20MP13C	CF/CM/CU60D	1.02	1.02	0.96
TPLC100C20MP13C	CF/CM64D	1.02	1.02	0.96
TPLC120C20MP13C	CF/CM/CU42C	1.01	1.04	0.97
TPLC120C20MP13C	CF/CM42D	1.02	1.06	0.96
TPLC120C20MP13C	CF/CM/CU48C	1.01	1.05	0.95
TPLC120C20MP13C	CF/CM/CU48D	1.01	1.05	0.95
TPLC120C20MP13C	CF/CM/CU60C	1.01	1.03	0.97
TPLC120C20MP13C	CF/CM/CU60D	1.02	1.02	0.96
TPLC120C20MP13C	CF/CM64D	1.02	1.02	0.96
YP9C080B12MP13C	CF42B	0.99	1.05	0.99
YP9C080B12MP13C	CF/CM/CU42C	1.00	1.06	1.00
YP9C080B12MP13C	CF/CM/CU48C	1.01	1.05	0.99
YP9C080B12MP13C	CF/CM/CU60C	1.00	1.05	0.98
YP9C080C16MP13C	CF/CM/CU42C	1.00	1.05	0.98
YP9C080C16MP13C	CF/CM42D	1.00	1.05	0.96
YP9C080C16MP13C	CF/CM/CU48C	1.01	1.05	0.97
YP9C080C16MP13C	CF/CM/CU48D	1.01	1.05	0.97
YP9C080C16MP13C	CF/CM/CU60C	1.00	1.04	0.98
YP9C080C16MP13C	CF/CM/CU60D	1.02	1.02	0.98
YP9C080C16MP13C	CF/CM64D	1.02	1.02	0.98
YP9C100C16MP13C	CF/CM/CU42C	1.00	1.04	0.96
YP9C100C16MP13C	CF/CM42D	1.00	1.04	0.96
YP9C100C16MP13C	CF/CM/CU48C	1.01	1.03	0.97
YP9C100C16MP13C	CF/CM/CU48D	1.01	1.03	0.97
YP9C100C16MP13C	CF/CM/CU60C	1.01	1.03	0.97
YP9C100C16MP13C	CF/CM/CU60D	1.01	1.03	0.95
YP9C100C16MP13C	CF/CM64D	1.02	1.01	0.96
YP9C100C20MP13C	CF/CM/CU42C	1.01	1.04	0.97
YP9C100C20MP13C	CF/CM42D	1.01	1.04	0.97
YP9C100C20MP13C	CF/CM/CU48C	1.01	1.05	0.97

**FURNACE MULTIPLIERS- 3.5 TON (Continued)**

Furnaces	Coil	T.C.	S.C.	KW
YP9C100C20MP13C	CF/CM/CU48D	1.01	1.05	0.97
YP9C100C20MP13C	CF/CM/CU60C	1.01	1.03	0.97
YP9C100C20MP13C	CF/CM/CU60D	1.02	1.02	0.98
YP9C100C20MP13C	CF/CM64D	1.02	1.02	0.96
YP9C120D20MP13C	CF/CM42D	1.01	1.03	0.95
YP9C120D20MP13C	CF/CM/CU48D	1.01	1.04	0.95
YP9C120D20MP13C	CF/CM/CU60D	1.02	1.03	0.96
YP9C120D20MP13C	CF/CM64D	1.02	1.01	0.96
YPLC060A12MP13C	CF42B	0.99	1.08	0.99
YPLC080C16MP13C	CF/CM/CU42C	1.00	1.04	0.96
YPLC080C16MP13C	CF/CM42D	1.00	1.04	0.96
YPLC080C16MP13C	CF/CM/CU48C	1.01	1.04	0.97
YPLC080C16MP13C	CF/CM/CU48D	1.01	1.04	0.97
YPLC080C16MP13C	CF/CM/CU60C	1.01	1.02	0.97
YPLC080C16MP13C	CF/CM/CU60D	1.01	1.03	0.97
YPLC080C16MP13C	CF/CM64D	1.02	1.01	0.96
YPLC100C16MP13C	CF/CM/CU42C	1.00	1.04	0.96
YPLC100C16MP13C	CF/CM42D	1.00	1.04	0.96
YPLC100C16MP13C	CF/CM/CU48C	1.01	1.04	0.97
YPLC100C16MP13C	CF/CM/CU48D	1.01	1.04	0.97
YPLC100C16MP13C	CF/CM/CU60C	1.01	1.02	0.97
YPLC100C16MP13C	CF/CM/CU60D	1.01	1.03	0.97
YPLC100C16MP13C	CF/CM64D	1.02	1.01	0.96
YPLC100C20MP13C	CF/CM/CU42C	1.01	1.04	0.97
YPLC100C20MP13C	CF/CM42D	1.02	1.06	0.96
YPLC100C20MP13C	CF/CM/CU48C	1.01	1.05	0.95
YPLC100C20MP13C	CF/CM/CU48D	1.01	1.05	0.95
YPLC100C20MP13C	CF/CM/CU60C	1.01	1.03	0.97
YPLC100C20MP13C	CF/CM/CU60D	1.02	1.02	0.96
YPLC100C20MP13C	CF/CM64D	1.02	1.02	0.96
YPLC120C20MP13C	CF/CM/CU42C	1.01	1.04	0.97
YPLC120C20MP13C	CF/CM42D	1.02	1.06	0.96
YPLC120C20MP13C	CF/CM/CU48C	1.01	1.05	0.95
YPLC120C20MP13C	CF/CM/CU48D	1.01	1.05	0.95
YPLC120C20MP13C	CF/CM/CU60C	1.01	1.03	0.97
YPLC120C20MP13C	CF/CM/CU60D	1.02	1.02	0.96
YPLC120C20MP13C	CF/CM64D	1.02	1.02	0.96

**PERFORMANCE DATA - 4 TON**

CONDENSER-ONLY DATA (OUTDOOR UNIT)																		
MODEL	SATURATED SUCTION @ COMPRESSOR		Outdoor Ambient Temperature															
			55 °F		65 °F		75 °F		85 °F		95 °F		105 °F		115 °F		125 °F	
	T (°F)	P (PSIG)	MBH	KW	MBH	KW	MBH	KW	MBH	KW	MBH	KW	MBH	KW	MBH	KW	MBH	KW
YCE48B21S	35	107	47.8	2.16	45.5	2.42	43.2	2.72	40.8	3.05	38.3	3.44	35.7	3.90	32.8	4.41	29.8	4.99
	40	118	52.5	2.16	50.0	2.42	47.5	2.71	44.9	3.05	42.3	3.43	39.4	3.89	36.4	4.40	33.1	4.98
	45	130	57.6	2.17	54.8	2.42	52.1	2.71	49.4	3.04	46.5	3.42	43.4	3.88	40.2	4.40	36.7	4.96
	50	142	63.0	2.18	60.0	2.43	57.0	2.72	54.0	3.06	50.9	3.42	47.7	3.87	44.1	4.39	40.5	4.94
	55	156	68.7	2.19	65.4	2.44	62.2	2.73	58.9	3.07	55.6	3.44	52.2	3.88	48.4	4.39	44.5	4.93

**Notes:**

- For Outdoor Unit (Condenser) performance only. Data does not include the effects of air handler power or heat.
- Performance based on 15°F subcooling and 15°F superheat at the Outdoor Unit base valves.
  - Increase capacity by 1% for each 2°F increase in subcooling.
  - Decrease capacity by 1% for each 2°F decrease in subcooling.
- Maximum recommended condensing temperature is 140°F.

COOLING PERFORMANCE DATA																
OUTDOOR UNIT MODEL NO.		YCE48B21S														
INDOOR COIL MODEL NO.		CF48CXA1														
AIR TEMP. ENTERING OUTDOOR UNIT (°F)	ID CFM	1400					1600					1800				
	ID DB (°F)	80	80	75	80	80	80	80	75	80	80	80	80	75	80	80
	ID WB (°F)	57	62	62	67	72	57	62	62	67	72	57	62	62	67	72
55	T.C.	44.9	47.6	47.5	49.3	49.9	45.1	47.8	47.5	49.4	49.9	45.3	48.0	47.6	49.5	49.9
	S.C.	44.1	37.8	32.4	30.3	23.1	44.5	38.9	33.1	30.8	23.3	44.9	39.9	33.9	31.3	23.5
	KW	2.62	2.66	2.66	2.68	2.70	2.70	2.74	2.74	2.76	2.78	2.77	2.81	2.81	2.84	2.86
65	T.C.	44.6	47.3	47.0	49.6	50.9	45.4	47.6	47.4	49.9	51.0	46.2	48.0	47.7	50.1	51.1
	S.C.	43.9	39.2	33.1	31.4	23.8	44.8	40.6	34.3	32.2	24.1	45.6	42.1	35.5	33.1	24.5
	KW	2.89	2.92	2.92	2.95	2.97	2.97	3.00	3.00	3.03	3.05	3.05	3.07	3.07	3.10	3.13
75	T.C.	44.4	46.9	46.6	49.9	51.9	45.7	47.4	47.2	50.3	52.1	47.1	47.9	47.8	50.7	52.3
	S.C.	43.8	40.5	33.9	32.5	24.5	45.1	42.4	35.5	33.7	25.0	46.4	44.3	37.2	34.8	25.4
	KW	3.17	3.18	3.18	3.22	3.23	3.24	3.26	3.26	3.29	3.31	3.32	3.33	3.33	3.36	3.39
85	T.C.	42.6	44.8	44.6	48.4	51.2	44.0	45.5	45.3	48.9	51.5	45.5	46.2	46.0	49.4	51.8
	S.C.	42.0	39.2	32.9	32.3	24.6	43.4	41.4	34.8	33.9	25.3	44.8	43.7	36.7	35.5	26.1
	KW	3.56	3.59	3.57	3.59	3.61	3.63	3.66	3.64	3.67	3.68	3.70	3.73	3.71	3.74	3.76
95	T.C.	40.8	42.7	42.6	46.9	50.4	42.3	43.5	43.4	47.5	50.9	43.9	44.4	44.2	48.1	51.3
	S.C.	40.2	37.8	32.0	32.2	24.7	41.7	40.5	34.1	34.2	25.7	43.3	43.2	36.2	36.2	26.7
	KW	3.96	3.99	3.96	3.97	3.98	4.02	4.05	4.03	4.04	4.05	4.08	4.12	4.10	4.12	4.13
105	T.C.	38.9	40.2	40.1	44.1	47.8	40.3	41.1	40.8	44.6	48.2	41.7	42.0	41.5	45.2	48.7
	S.C.	38.5	36.6	30.9	31.0	23.8	39.8	38.9	32.9	33.0	24.8	41.2	41.2	35.0	35.0	25.8
	KW	4.68	4.73	4.73	4.68	4.64	4.73	4.77	4.79	4.74	4.71	4.78	4.82	4.84	4.80	4.78
115	T.C.	37.2	37.8	37.6	41.4	45.2	38.4	38.8	38.3	41.9	45.6	39.7	39.8	38.9	42.3	46.1
	S.C.	36.9	35.5	29.9	29.9	22.9	38.0	37.3	31.8	31.8	23.9	39.1	39.2	33.7	33.8	24.9
	KW	5.38	5.44	5.47	5.37	5.27	5.42	5.47	5.52	5.41	5.34	5.45	5.50	5.56	5.46	5.41
125	T.C.	35.4	35.4	35.2	38.7	42.6	36.5	36.4	35.7	39.1	43.0	37.6	37.5	36.3	39.5	43.5
	S.C.	35.2	34.3	28.9	28.8	22.0	36.1	35.8	30.7	30.7	23.0	37.0	37.2	32.5	32.6	24.0
	KW	6.09	6.16	6.21	6.07	5.91	6.10	6.17	6.25	6.09	5.97	6.12	6.18	6.29	6.12	6.04
ALL CAPACITIES INCLUDE INDOOR FAN HEAT. KW VALUES ARE FOR THE SYSTEM (OUTDOOR + INDOOR).																
Green shaded cells are ACCA (TVA) conditions.																
Blue shaded cells are AHRI conditions.																

**Multipliers for determining the performance with other indoor sections.**

**NOTE:** For dry bulb temperatures different than those listed (between 73-87 °F), sensible capacity increases by 1060 BTUH per 1000 CFM per degree above the listed temperature and decreases by 1060 BTUH per 1000 CFM per degree below the listed temperature.



**COIL MULTIPLIERS- 4 TON**

Air Handler	Coil	T.C.	S.C.	KW
–	CF/CM/CU48C	1.00	1.00	1.00
–	CF/CM/CU48D	1.00	1.00	1.00
–	CF/CM/CU60C	1.01	1.05	0.97
–	CF/CM/CU60D	1.01	1.05	0.99
–	CF/CM64D	1.01	1.05	0.97
AE48CX21	–	0.99	0.98	0.91
AE48DX21	–	0.99	0.99	0.91
AE60CX21	–	1.00	1.01	0.92
AE60DX21	–	1.01	1.01	0.91
AP48CX21	–	1.01	0.98	1.01
AP48DX21	–	1.00	0.99	1.00
AP60CX21	–	1.01	1.07	0.99
AP60DX22	–	1.01	1.03	0.99
AVC48CX21	–	1.01	0.99	0.95
AVC48DX21	–	1.01	1.01	0.93
AVC60CX21	–	1.01	1.01	0.93
AVC60DX21	–	1.01	1.02	0.93
ME14DN21	CF/CM60D	1.01	1.01	0.93
ME14DN21	CF/CM64D	1.01	0.99	0.91
ME16CN21	CF/CM48C	1.01	1.04	0.93
ME16CN21	CF/CM60C	1.01	1.02	0.93
ME20DN21	CF/CM48D	1.01	1.04	0.93
ME20DN21	CF/CM60D	1.01	1.01	0.93
ME20DN21	CF/CM64D	1.01	1.02	0.91
MVC14DN21	CF/CM48D	1.01	0.98	0.93
MVC14DN21	CF/CM60D	1.01	0.98	0.93
MVC14DN21	CF/CM64D	1.01	0.98	0.91
MVC16CN21	CF/CM48C	1.01	1.01	0.93
MVC16CN21	CF/CM60C	1.01	1.08	0.91
MVC20DN21	CF/CM48D	1.01	1.02	0.93
MVC20DN21	CF/CM60D	1.01	1.04	0.93
MVC20DN21	CF/CM64D	1.01	0.99	0.91

**FURNACE MULTIPLIERS- 4 TON**

Furnaces	Coil	T.C.	S.C.	KW
TM8V080C16MP12C	CF/CM/CU48C	0.99	1.01	0.93
TM8V080C16MP12C	CF/CM/CU48D	1.01	1.03	0.95
TM8V080C16MP12C	CF/CM/CU60C	0.99	1.02	0.93
TM8V080C16MP12C	CF/CM/CU60D	0.99	1.02	0.91
TM8V080C16MP12C	CF/CM64D	1.01	1.03	0.93
TM8V100C16MP12C	CF/CM/CU48C	0.99	1.01	0.93
TM8V100C16MP12C	CF/CM/CU48D	1.01	1.03	0.95
TM8V100C16MP12C	CF/CM/CU60C	0.99	1.02	0.93
TM8V100C16MP12C	CF/CM/CU60D	0.99	1.02	0.91
TM8V100C16MP12C	CF/CM64D	1.01	1.03	0.93
TM8V100C20MP12C	CF/CM/CU48C	0.99	1.01	0.93
TM8V100C20MP12C	CF/CM/CU48D	1.01	1.01	0.93
TM8V100C20MP12C	CF/CM/CU60C	1.00	1.01	0.92
TM8V100C20MP12C	CF/CM/CU60D	1.01	1.05	0.95
TM8V100C20MP12C	CF/CM64D	1.00	1.02	0.94
TM8V120C20MP12C	CF/CM/CU48C	0.99	1.01	0.93
TM8V120C20MP12C	CF/CM/CU48D	1.01	1.01	0.93
TM8V120C20MP12C	CF/CM/CU60C	1.00	1.01	0.92
TM8V120C20MP12C	CF/CM/CU60D	1.01	1.05	0.95
TM8V120C20MP12C	CF/CM64D	1.00	1.02	0.94
TM8X080C16MP11	CF/CM/CU48C	1.00	1.00	0.96
TM8X080C16MP11	CF/CM/CU48D	1.00	1.00	0.94
TM8X080C16MP11	CF/CM/CU60C	1.00	1.01	0.94
TM8X080C16MP11	CF/CM/CU60D	1.00	1.01	0.94
TM8X080C16MP11	CF/CM64D	1.00	1.00	0.92
TM8X100C16MP11	CF/CM/CU48C	1.00	1.00	0.96
TM8X100C16MP11	CF/CM/CU48D	1.00	1.00	0.94
TM8X100C16MP11	CF/CM/CU60C	1.00	1.01	0.94
TM8X100C16MP11	CF/CM/CU60D	1.00	1.01	0.94
TM8X100C16MP11	CF/CM64D	1.00	1.00	0.92
TM8X100C20MP11	CF/CM/CU48C	0.99	0.99	0.93
TM8X100C20MP11	CF/CM/CU48D	0.99	1.00	0.91
TM8X100C20MP11	CF/CM/CU60C	1.00	1.01	0.92
TM8X100C20MP11	CF/CM/CU60D	1.01	1.03	0.93
TM8X100C20MP11	CF/CM64D	1.00	1.01	0.92
TM8X120C20MP11	CF/CM/CU48C	0.99	0.99	0.93
TM8X120C20MP11	CF/CM/CU48D	0.99	1.00	0.91
TM8X120C20MP11	CF/CM/CU60C	1.00	1.01	0.92
TM8X120C20MP11	CF/CM/CU60D	1.01	1.03	0.93
TM8X120C20MP11	CF/CM64D	1.00	1.01	0.92
TM8Y080C16MP11	CF/CM/CU48C	1.00	1.00	0.96
TM8Y080C16MP11	CF/CM/CU48D	1.00	1.00	0.94
TM8Y080C16MP11	CF/CM/CU60C	1.00	1.01	0.94
TM8Y080C16MP11	CF/CM/CU60D	1.00	1.01	0.94
TM8Y080C16MP11	CF/CM64D	1.00	1.00	0.92
TM8Y100C16MP11	CF/CM/CU48C	1.00	1.00	0.96
TM8Y100C16MP11	CF/CM/CU48D	1.00	1.00	0.94
TM8Y100C16MP11	CF/CM/CU60C	1.00	1.01	0.94
TM8Y100C16MP11	CF/CM/CU60D	1.00	1.01	0.94
TM8Y100C16MP11	CF/CM64D	1.00	1.00	0.92
TM8Y100C20MP11	CF/CM/CU48C	0.99	0.99	0.93
TM8Y100C20MP11	CF/CM/CU48D	0.99	1.00	0.91
TM8Y100C20MP11	CF/CM/CU60C	1.00	1.01	0.92
TM8Y100C20MP11	CF/CM/CU60D	1.01	1.03	0.93
TM8Y100C20MP11	CF/CM64D	1.00	1.01	0.92

**FURNACE MULTIPLIERS- 4 TON (Continued)**

Furnaces	Coil	T.C.	S.C.	KW
TM8Y120C20MP11	CF/CM/CU48C	0.99	0.99	0.93
TM8Y120C20MP11	CF/CM/CU48D	0.99	1.00	0.91
TM8Y120C20MP11	CF/CM/CU60C	1.00	1.01	0.92
TM8Y120C20MP11	CF/CM/CU60D	1.01	1.03	0.93
TM8Y120C20MP11	CF/CM64D	1.00	1.01	0.92
TM9E100C16MP11	CF/CM/CU48C	0.98	0.99	0.94
TM9E100C16MP11	CF/CM/CU48D	0.98	0.99	0.94
TM9E100C16MP11	CF/CM/CU60C	1.00	1.02	0.94
TM9E100C16MP11	CF/CM/CU60D	0.99	1.02	0.93
TM9E100C16MP11	CF/CM64D	0.99	1.01	0.93
TM9E100C20MP11	CF/CM/CU48C	0.99	0.98	0.93
TM9E100C20MP11	CF/CM/CU48D	1.00	0.99	0.94
TM9E100C20MP11	CF/CM/CU60C	1.00	1.00	0.94
TM9E100C20MP11	CF/CM/CU60D	1.00	1.01	0.92
TM9E100C20MP11	CF/CM64D	1.00	1.00	0.92
TM9E120D20MP11	CF/CM/CU48D	0.99	1.00	0.93
TM9E120D20MP11	CF/CM/CU60D	0.99	1.00	0.91
TM9E120D20MP11	CF/CM64D	1.01	1.07	0.93
TM9V100C16MP12C	CF/CM/CU48C	0.99	0.99	0.93
TM9V100C16MP12C	CF/CM/CU48D	0.99	0.99	0.93
TM9V100C16MP12C	CF/CM/CU60C	0.98	0.98	0.92
TM9V100C16MP12C	CF/CM/CU60D	0.99	1.02	0.93
TM9V100C16MP12C	CF/CM64D	0.98	1.00	0.90
TM9V100C20MP12C	CF/CM/CU48C	1.00	1.00	0.96
TM9V100C20MP12C	CF/CM/CU48D	1.00	0.99	0.94
TM9V100C20MP12C	CF/CM/CU60C	1.00	1.01	0.96
TM9V100C20MP12C	CF/CM/CU60D	0.98	0.98	0.92
TM9V100C20MP12C	CF/CM64D	0.98	1.02	0.90
TM9V120D20MP12C	CF/CM/CU48D	0.98	1.00	0.92
TM9V120D20MP12C	CF/CM/CU60D	1.01	1.07	0.93
TM9V120D20MP12C	CF/CM64D	1.01	1.07	0.95
TM9Y100C16MP11	CF/CM/CU48C	0.98	0.99	0.94
TM9Y100C16MP11	CF/CM/CU48D	0.98	0.99	0.94
TM9Y100C16MP11	CF/CM/CU60C	1.00	1.02	0.94
TM9Y100C16MP11	CF/CM/CU60D	0.99	1.02	0.93
TM9Y100C16MP11	CF/CM64D	0.99	1.01	0.93
TM9Y100C20MP11	CF/CM/CU48C	0.99	0.98	0.93
TM9Y100C20MP11	CF/CM/CU48D	1.00	0.99	0.94
TM9Y100C20MP11	CF/CM/CU60C	1.00	1.00	0.94
TM9Y100C20MP11	CF/CM/CU60D	1.00	1.01	0.92
TM9Y100C20MP11	CF/CM64D	1.00	1.00	0.92
TM9Y120D20MP11	CF/CM/CU48D	0.99	1.00	0.93
TM9Y120D20MP11	CF/CM/CU60D	0.99	1.00	0.91
TM9Y120D20MP11	CF/CM64D	1.01	1.07	0.93
TMLV080C16MP12C	CF/CM/CU48C	0.99	1.01	0.93
TMLV080C16MP12C	CF/CM/CU48D	1.01	1.03	0.95
TMLV080C16MP12C	CF/CM/CU60C	0.99	1.02	0.93
TMLV080C16MP12C	CF/CM/CU60D	0.99	1.02	0.91
TMLV080C16MP12C	CF/CM64D	1.01	1.03	0.93
TMLV100C16MP12C	CF/CM/CU48C	0.99	1.01	0.93
TMLV100C16MP12C	CF/CM/CU48D	1.01	1.03	0.95
TMLV100C16MP12C	CF/CM/CU60C	0.99	1.02	0.93
TMLV100C16MP12C	CF/CM/CU60D	0.99	1.02	0.91
TMLV100C16MP12C	CF/CM64D	1.01	1.03	0.93
TMLV100C20MP12C	CF/CM/CU48C	0.99	1.01	0.93

**FURNACE MULTIPLIERS- 4 TON (Continued)**

Furnaces	Coil	T.C.	S.C.	KW
TMLV100C20MP12C	CF/CM/CU48D	1.01	1.01	0.93
TMLV100C20MP12C	CF/CM/CU60C	1.00	1.01	0.92
TMLV100C20MP12C	CF/CM/CU60D	1.01	1.05	0.95
TMLV100C20MP12C	CF/CM64D	1.00	1.02	0.94
TMLV120C20MP12C	CF/CM/CU48C	0.99	1.01	0.93
TMLV120C20MP12C	CF/CM/CU48D	1.01	1.01	0.93
TMLV120C20MP12C	CF/CM/CU60C	1.00	1.01	0.92
TMLV120C20MP12C	CF/CM/CU60D	1.01	1.05	0.95
TMLV120C20MP12C	CF/CM64D	1.00	1.02	0.94
TMLX080C16MP11	CF/CM/CU48C	1.00	1.00	0.96
TMLX080C16MP11	CF/CM/CU48D	1.00	1.00	0.94
TMLX080C16MP11	CF/CM/CU60C	1.00	1.01	0.94
TMLX080C16MP11	CF/CM/CU60D	1.00	1.01	0.94
TMLX080C16MP11	CF/CM64D	1.00	1.00	0.92
TMLX100C16MP11	CF/CM/CU48C	1.00	1.00	0.96
TMLX100C16MP11	CF/CM/CU48D	1.00	1.00	0.94
TMLX100C16MP11	CF/CM/CU60C	1.00	1.01	0.94
TMLX100C16MP11	CF/CM/CU60D	1.00	1.01	0.94
TMLX100C16MP11	CF/CM64D	1.00	1.00	0.92
TMLX100C20MP11	CF/CM/CU48C	0.99	0.99	0.93
TMLX100C20MP11	CF/CM/CU48D	0.99	1.00	0.91
TMLX100C20MP11	CF/CM/CU60C	1.00	1.01	0.92
TMLX100C20MP11	CF/CM/CU60D	1.01	1.03	0.93
TMLX100C20MP11	CF/CM64D	1.00	1.01	0.92
TMLX120C20MP11	CF/CM/CU48C	0.99	0.99	0.93
TMLX120C20MP11	CF/CM/CU48D	0.99	1.00	0.91
TMLX120C20MP11	CF/CM/CU60C	1.00	1.01	0.92
TMLX120C20MP11	CF/CM/CU60D	1.01	1.03	0.93
TMLX120C20MP11	CF/CM64D	1.00	1.01	0.92
TP9C100C16MP13C	CF/CM/CU48C	0.99	0.99	0.93
TP9C100C16MP13C	CF/CM/CU48D	0.99	0.99	0.93
TP9C100C16MP13C	CF/CM/CU60C	0.98	0.98	0.92
TP9C100C16MP13C	CF/CM/CU60D	0.99	1.02	0.93
TP9C100C16MP13C	CF/CM64D	0.98	1.00	0.90
TP9C100C20MP13C	CF/CM/CU48C	1.00	1.00	0.96
TP9C100C20MP13C	CF/CM/CU48D	1.00	0.99	0.94
TP9C100C20MP13C	CF/CM/CU60C	1.00	1.01	0.96
TP9C100C20MP13C	CF/CM/CU60D	0.98	0.98	0.92
TP9C100C20MP13C	CF/CM64D	0.98	1.02	0.90
TP9C120D20MP13C	CF/CM/CU48D	0.98	1.00	0.92
TP9C120D20MP13C	CF/CM/CU60D	1.01	1.07	0.93
TP9C120D20MP13C	CF/CM64D	1.01	1.07	0.95
TPLC080C16MP13C	CF/CM/CU48C	0.99	1.01	0.93
TPLC080C16MP13C	CF/CM/CU48D	1.01	1.03	0.95
TPLC080C16MP13C	CF/CM/CU60C	0.99	1.02	0.93
TPLC080C16MP13C	CF/CM/CU60D	0.99	1.02	0.91
TPLC080C16MP13C	CF/CM64D	1.01	1.03	0.93
TPLC100C16MP13C	CF/CM/CU48C	0.99	1.01	0.93
TPLC100C16MP13C	CF/CM/CU48D	1.01	1.03	0.95
TPLC100C16MP13C	CF/CM/CU60C	0.99	1.02	0.93
TPLC100C16MP13C	CF/CM/CU60D	0.99	1.02	0.91
TPLC100C16MP13C	CF/CM64D	1.01	1.03	0.93
TPLC100C20MP13C	CF/CM/CU48C	0.99	1.01	0.93
TPLC100C20MP13C	CF/CM/CU48D	1.01	1.01	0.93
TPLC100C20MP13C	CF/CM/CU60C	1.00	1.01	0.92

**FURNACE MULTIPLIERS- 4 TON (Continued)**

Furnaces	Coil	T.C.	S.C.	KW
TPLC100C20MP13C	CF/CM/CU60D	1.01	1.05	0.95
TPLC100C20MP13C	CF/CM64D	1.00	1.02	0.94
TPLC120C20MP13C	CF/CM/CU48C	0.99	1.01	0.93
TPLC120C20MP13C	CF/CM/CU48D	1.01	1.01	0.93
TPLC120C20MP13C	CF/CM/CU60C	1.00	1.01	0.92
TPLC120C20MP13C	CF/CM/CU60D	1.01	1.05	0.95
TPLC120C20MP13C	CF/CM64D	1.00	1.02	0.94
YP9C100C16MP13C	CF/CM/CU48C	0.99	0.99	0.93
YP9C100C16MP13C	CF/CM/CU48D	0.99	0.99	0.93
YP9C100C16MP13C	CF/CM/CU60C	0.98	0.98	0.92
YP9C100C16MP13C	CF/CM/CU60D	0.99	1.02	0.93
YP9C100C16MP13C	CF/CM64D	0.98	1.00	0.90
YP9C100C20MP13C	CF/CM/CU48C	1.00	1.00	0.96
YP9C100C20MP13C	CF/CM/CU48D	1.00	0.99	0.94
YP9C100C20MP13C	CF/CM/CU60C	1.00	1.01	0.96
YP9C100C20MP13C	CF/CM/CU60D	0.98	0.98	0.92
YP9C100C20MP13C	CF/CM64D	0.98	1.02	0.90
YP9C120D20MP13C	CF/CM/CU48D	0.98	1.00	0.92
YP9C120D20MP13C	CF/CM/CU60D	1.01	1.07	0.93
YP9C120D20MP13C	CF/CM64D	1.01	1.07	0.95
YPLC080C16MP13C	CF/CM/CU48C	0.99	1.01	0.93

**FURNACE MULTIPLIERS- 4 TON (Continued)**

Furnaces	Coil	T.C.	S.C.	KW
YPLC080C16MP13C	CF/CM/CU48D	1.01	1.03	0.95
YPLC080C16MP13C	CF/CM/CU60C	0.99	1.02	0.93
YPLC080C16MP13C	CF/CM/CU60D	0.99	1.02	0.91
YPLC080C16MP13C	CF/CM64D	1.01	1.03	0.93
YPLC100C16MP13C	CF/CM/CU48C	0.99	1.01	0.93
YPLC100C16MP13C	CF/CM/CU48D	1.01	1.03	0.95
YPLC100C16MP13C	CF/CM/CU60C	0.99	1.02	0.93
YPLC100C16MP13C	CF/CM/CU60D	0.99	1.02	0.91
YPLC100C16MP13C	CF/CM64D	1.01	1.03	0.93
YPLC100C20MP13C	CF/CM/CU48C	0.99	1.01	0.93
YPLC100C20MP13C	CF/CM/CU48D	1.01	1.01	0.93
YPLC100C20MP13C	CF/CM/CU60C	1.00	1.01	0.92
YPLC100C20MP13C	CF/CM/CU60D	1.01	1.05	0.95
YPLC100C20MP13C	CF/CM64D	1.00	1.02	0.94
YPLC120C20MP13C	CF/CM/CU48C	0.99	1.01	0.93
YPLC120C20MP13C	CF/CM/CU48D	1.01	1.01	0.93
YPLC120C20MP13C	CF/CM/CU60C	1.00	1.01	0.92
YPLC120C20MP13C	CF/CM/CU60D	1.01	1.05	0.95
YPLC120C20MP13C	CF/CM64D	1.00	1.02	0.94

**PERFORMANCE DATA - 5 TON**

CONDENSER-ONLY DATA (OUTDOOR UNIT)																		
MODEL	SATURATED SUCTION @ COMPRESSOR		Outdoor Ambient Temperature															
			55 °F		65 °F		75 °F		85 °F		95 °F		105 °F		115 °F		125 °F	
	T (°F)	P (PSIG)	MBH	KW	MBH	KW	MBH	KW	MBH	KW	MBH	KW	MBH	KW	MBH	KW	MBH	KW
YCE60B21S	35	107	61.4	2.72	58.5	2.99	55.5	3.32	52.5	3.70	49.3	4.16	46.0	4.70	42.3	5.30	38.4	6.00
	40	118	67.5	2.73	64.3	3.00	61.1	3.33	57.8	3.71	54.4	4.17	50.7	4.70	46.9	5.31	42.7	6.00
	45	130	73.9	2.74	70.5	3.01	67.1	3.34	63.5	3.72	59.8	4.17	55.8	4.71	51.7	5.32	47.2	5.99
	50	142	80.8	2.75	77.0	3.03	73.3	3.35	69.5	3.73	65.6	4.17	61.3	4.72	56.8	5.33	52.1	5.99
	55	156	88.2	2.76	84.1	3.04	80.0	3.37	75.8	3.76	71.6	4.19	67.1	4.73	62.3	5.34	57.3	5.99

**Notes:**

- For Outdoor Unit (Condenser) performance only. Data does not include the effects of air handler power or heat.
- Performance based on 15°F subcooling and 15°F superheat at the Outdoor Unit base valves.
  - Increase capacity by 1% for each 2°F increase in subcooling.
  - Decrease capacity by 1% for each 2°F decrease in subcooling.
- Maximum recommended condensing temperature is 140°F.

COOLING PERFORMANCE DATA																
OUTDOOR UNIT MODEL NO.		YCE60B21S														
INDOOR COIL MODEL NO.		CF60CXA1														
AIR TEMP. ENTERING OUTDOOR UNIT (°F)	ID CFM	1535					1735					1935				
	ID DB (°F)	80	80	75	80	80	80	80	75	80	80	80	80	75	80	80
	ID WB (°F)	57	62	62	67	72	57	62	62	67	72	57	62	62	67	72
55	T.C.	55.3	58.7	59.6	63.7	66.8	57.5	59.6	60.2	64.3	67.1	59.7	60.5	60.7	65.0	67.5
	S.C.	55.3	49.6	44.3	43.0	33.6	57.5	52.4	46.2	44.3	34.5	59.7	55.2	48.1	45.7	35.4
	KW	3.10	3.14	3.13	3.15	3.17	3.19	3.22	3.21	3.24	3.25	3.27	3.30	3.29	3.32	3.33
65	T.C.	54.1	57.2	57.2	62.0	65.7	56.1	58.2	58.0	62.9	66.4	58.0	59.1	58.9	63.8	67.1
	S.C.	54.1	49.2	42.6	41.9	33.0	56.1	52.1	44.9	43.7	34.1	58.0	54.9	47.2	45.5	35.1
	KW	3.43	3.46	3.45	3.47	3.48	3.51	3.54	3.53	3.55	3.56	3.59	3.62	3.61	3.63	3.64
75	T.C.	52.9	55.6	54.7	60.3	64.7	54.6	56.7	55.9	61.5	65.7	56.4	57.8	57.1	62.6	66.8
	S.C.	52.9	48.9	40.9	40.9	32.5	54.6	51.7	43.6	43.2	33.7	56.4	54.6	46.3	45.4	34.8
	KW	3.76	3.78	3.77	3.78	3.78	3.84	3.86	3.85	3.86	3.86	3.91	3.93	3.92	3.94	3.94
85	T.C.	50.4	53.2	52.1	57.9	62.4	52.1	54.2	53.4	58.7	63.3	53.7	55.1	54.7	59.6	64.1
	S.C.	50.4	47.4	39.6	39.9	31.5	52.1	50.2	42.3	42.1	32.6	53.7	52.9	45.0	44.2	33.8
	KW	4.22	4.25	4.25	4.24	4.23	4.30	4.32	4.31	4.31	4.30	4.37	4.39	4.38	4.39	4.38
95	T.C.	47.9	50.8	49.6	55.4	60.2	49.5	51.6	50.9	56.0	60.8	51.1	52.5	52.3	56.6	61.4
	S.C.	47.9	46.0	38.3	38.9	30.5	49.5	48.6	41.0	41.0	31.6	51.1	51.2	43.7	43.1	32.7
	KW	4.69	4.71	4.72	4.70	4.67	4.75	4.78	4.78	4.77	4.75	4.82	4.84	4.84	4.83	4.82
105	T.C.	46.0	47.7	46.1	52.4	57.0	47.5	48.6	47.5	53.0	57.4	49.0	49.6	48.8	53.6	57.8
	S.C.	46.0	44.5	36.4	37.6	29.1	47.5	46.9	39.0	39.7	30.2	49.0	49.3	41.7	41.8	31.4
	KW	5.49	5.51	5.51	5.47	5.41	5.52	5.56	5.57	5.53	5.48	5.56	5.61	5.63	5.58	5.56
115	T.C.	44.1	44.7	42.8	49.5	53.8	45.5	45.7	44.1	50.1	54.0	46.9	46.7	45.4	50.7	54.2
	S.C.	44.1	43.0	34.6	36.3	27.7	45.5	45.3	37.1	38.4	28.9	46.9	46.7	39.7	40.5	30.0
	KW	6.26	6.29	6.28	6.22	6.13	6.27	6.32	6.34	6.26	6.20	6.28	6.36	6.39	6.31	6.28
125	T.C.	42.3	41.8	39.4	46.5	50.7	43.6	42.8	40.7	47.2	50.7	44.9	43.9	42.0	47.8	50.7
	S.C.	42.3	41.6	32.7	35.0	26.4	43.6	42.8	35.2	37.1	27.5	44.9	43.9	37.8	39.3	28.7
	KW	7.03	7.07	7.05	6.96	6.84	7.02	7.08	7.10	7.00	6.92	7.00	7.10	7.15	7.04	7.00
ALL CAPACITIES INCLUDE INDOOR FAN HEAT. KW VALUES ARE FOR THE SYSTEM (OUTDOOR + INDOOR).																
Green shaded cells are ACCA (TVA) conditions.																
Blue shaded cells are AHRI conditions.																

**Multipliers for determining the performance with other indoor sections.**

**NOTE:** For dry bulb temperatures different than those listed (between 73-87 °F), sensible capacity increases by 1060 BTUH per 1000 CFM per degree above the listed temperature and decreases by 1060 BTUH per 1000 CFM per degree below the listed temperature.

**COIL MULTIPLIERS- 5 TON**

Air Handler	Coil	T.C.	S.C.	KW
–	CF/CM/CU60C	1.00	1.00	1.00
–	CF/CM/CU60D	1.00	1.00	1.00
–	CF/CM64D	1.02	1.02	1.02
AE60CX21	–	1.00	0.98	0.98
AE60DX21	–	1.03	1.02	0.98
AP60DX22	–	0.97	0.93	0.97
AVC60CX21	–	1.01	1.01	0.99
AVC60DX21	–	1.03	1.00	0.98
ME16CN21	CF/CM60C	1.00	0.98	0.96
ME20DN21	CF/CM60D	1.01	0.98	0.97
ME20DN21	CF/CM64D	1.03	0.99	0.98
MVC16CN21	CF/CM60C	1.02	0.99	0.94
MVC20DN21	CF/CM60D	1.00	0.98	0.98
MVC20DN21	CF/CM64D	1.02	0.99	0.98

**FURNACE MULTIPLIERS- 5 TON**

Furnaces	Coil	T.C.	S.C.	KW
TM8V080C16MP12C	CF/CM/CU60D	0.99	1.02	1.00
TM8V100C16MP12C	CF/CM/CU60D	0.99	1.02	1.00
TM8V100C20MP12C	CF/CM/CU60C	0.98	0.99	0.98
TM8V100C20MP12C	CF/CM/CU60D	0.99	1.00	0.97
TM8V100C20MP12C	CF/CM64D	0.99	0.98	0.95
TM8V120C20MP12C	CF/CM/CU60C	0.98	0.99	0.98
TM8V120C20MP12C	CF/CM/CU60D	0.99	1.00	0.97
TM8V120C20MP12C	CF/CM64D	0.99	0.98	0.95
TM8X080C16MP11	CF/CM/CU60D	0.96	0.96	0.97
TM8X080C16MP11	CF/CM64D	0.97	0.96	0.98
TM8X100C16MP11	CF/CM/CU60D	0.96	0.96	0.97
TM8X100C16MP11	CF/CM64D	0.97	0.96	0.98
TM8X100C20MP11	CF/CM/CU60C	0.97	0.96	0.95
TM8X100C20MP11	CF/CM/CU60D	0.98	0.99	0.96
TM8X100C20MP11	CF/CM64D	0.99	0.98	0.95
TM8X120C20MP11	CF/CM/CU60C	0.97	0.96	0.95
TM8X120C20MP11	CF/CM/CU60D	0.98	0.99	0.96
TM8X120C20MP11	CF/CM64D	0.99	0.98	0.95
TM8Y080C16MP11	CF/CM/CU60D	0.96	0.96	0.97
TM8Y080C16MP11	CF/CM64D	0.97	0.96	0.98
TM8Y100C16MP11	CF/CM/CU60D	0.96	0.96	0.97
TM8Y100C16MP11	CF/CM64D	0.97	0.96	0.98
TM8Y100C20MP11	CF/CM/CU60C	0.97	0.96	0.95
TM8Y100C20MP11	CF/CM/CU60D	0.98	0.99	0.96
TM8Y100C20MP11	CF/CM64D	0.99	0.98	0.95
TM8Y120C20MP11	CF/CM/CU60C	0.97	0.96	0.95
TM8Y120C20MP11	CF/CM/CU60D	0.98	0.99	0.96
TM8Y120C20MP11	CF/CM64D	0.99	0.98	0.95
TM9E100C20MP11	CF/CM/CU60C	0.96	0.95	0.97
TM9E100C20MP11	CF/CM/CU60D	0.97	0.97	0.97
TM9E100C20MP11	CF/CM64D	0.98	0.97	0.98
TM9E120D20MP11	CF/CM/CU60D	0.98	0.99	0.96
TM9E120D20MP11	CF/CM64D	0.99	0.99	0.99
TM9V100C16MP12C	CF/CM/CU60C	0.97	0.98	0.97
TM9V100C16MP12C	CF/CM/CU60D	0.98	0.99	0.98
TM9V100C16MP12C	CF/CM64D	1.00	0.99	0.98
TM9V100C20MP12C	CF/CM/CU60C	0.98	0.99	0.99
TM9V100C20MP12C	CF/CM64D	1.00	0.99	1.00

**FURNACE MULTIPLIERS- 5 TON (Continued)**

Furnaces	Coil	T.C.	S.C.	KW
TM9V120D20MP12C	CF/CM/CU60D	0.98	0.98	0.98
TM9V120D20MP12C	CF/CM64D	0.99	0.98	0.99
TM9Y100C20MP11	CF/CM/CU60C	0.96	0.95	0.97
TM9Y100C20MP11	CF/CM/CU60D	0.97	0.97	0.97
TM9Y100C20MP11	CF/CM64D	0.98	0.97	0.98
TM9Y120D20MP11	CF/CM/CU60D	0.98	0.99	0.96
TM9Y120D20MP11	CF/CM64D	0.99	0.99	0.99
TMLV080C16MP12C	CF/CM/CU60D	0.99	1.02	1.00
TMLV100C16MP12C	CF/CM/CU60D	0.99	1.02	1.00
TMLV100C20MP12C	CF/CM/CU60C	0.98	0.99	0.98
TMLV100C20MP12C	CF/CM/CU60D	0.99	1.00	0.97
TMLV100C20MP12C	CF/CM64D	0.99	0.98	0.95
TMLV120C20MP12C	CF/CM/CU60C	0.98	0.99	0.98
TMLV120C20MP12C	CF/CM/CU60D	0.99	1.00	0.97
TMLV120C20MP12C	CF/CM64D	0.99	0.98	0.95
TMLX080C16MP11	CF/CM/CU60D	0.96	0.96	0.97
TMLX080C16MP11	CF/CM64D	0.97	0.96	0.98
TMLX100C16MP11	CF/CM/CU60D	0.96	0.96	0.97
TMLX100C16MP11	CF/CM64D	0.97	0.96	0.98
TMLX100C20MP11	CF/CM/CU60C	0.97	0.96	0.95
TMLX100C20MP11	CF/CM/CU60D	0.98	0.99	0.96
TMLX100C20MP11	CF/CM64D	0.99	0.98	0.95
TMLX120C20MP11	CF/CM/CU60C	0.97	0.96	0.95
TMLX120C20MP11	CF/CM/CU60D	0.98	0.99	0.96
TMLX120C20MP11	CF/CM64D	0.99	0.98	0.95
TP9C100C16MP13C	CF/CM/CU60C	0.97	0.98	0.97
TP9C100C16MP13C	CF/CM/CU60D	0.98	0.99	0.98
TP9C100C16MP13C	CF/CM64D	1.00	0.99	0.98
TP9C100C20MP13C	CF/CM/CU60C	0.98	0.99	0.99
TP9C100C20MP13C	CF/CM64D	1.00	0.99	1.00
TP9C120D20MP13C	CF/CM/CU60D	0.98	0.98	0.98
TP9C120D20MP13C	CF/CM64D	0.99	0.98	0.99
TPLC080C16MP13C	CF/CM/CU60D	0.99	1.02	1.00
TPLC100C16MP13C	CF/CM/CU60D	0.99	1.02	1.00
TPLC100C20MP13C	CF/CM/CU60C	0.98	0.99	0.98
TPLC100C20MP13C	CF/CM/CU60D	0.99	1.00	0.97
TPLC100C20MP13C	CF/CM64D	0.99	0.98	0.95
TPLC120C20MP13C	CF/CM/CU60C	0.98	0.99	0.98
TPLC120C20MP13C	CF/CM/CU60D	0.99	1.00	0.97
TPLC120C20MP13C	CF/CM64D	0.99	0.98	0.95
YP9C100C16MP13C	CF/CM/CU60C	0.97	0.98	0.97
YP9C100C16MP13C	CF/CM/CU60D	0.98	0.99	0.98
YP9C100C16MP13C	CF/CM64D	1.00	0.99	0.98
YP9C100C20MP13C	CF/CM/CU60C	0.98	0.99	0.99
YP9C100C20MP13C	CF/CM64D	1.00	0.99	1.00
YP9C120D20MP13C	CF/CM/CU60D	0.98	0.98	0.98
YP9C120D20MP13C	CF/CM64D	0.99	0.98	0.99
YPLC080C16MP13C	CF/CM/CU60D	0.99	1.02	1.00
YPLC100C16MP13C	CF/CM/CU60D	0.99	1.02	1.00
YPLC100C20MP13C	CF/CM/CU60C	0.98	0.99	0.98
YPLC100C20MP13C	CF/CM/CU60D	0.99	1.00	0.97
YPLC100C20MP13C	CF/CM64D	0.99	0.98	0.95
YPLC120C20MP13C	CF/CM/CU60C	0.98	0.99	0.98
YPLC120C20MP13C	CF/CM/CU60D	0.99	1.00	0.97
YPLC120C20MP13C	CF/CM64D	0.99	0.98	0.95

# NOTES