



TECHNICAL GUIDE

AFFINITY™ SERIES

SPLIT SYSTEM AIR CONDITIONERS

19 SEER – R-410A – 1 PHASE

2 THRU 5 NOMINAL TONS

MODELS: YXT24 THRU 60

FOR INSTALLATION IN ALL US REGIONS AND CANADA



**AMERICAN
QUALITY**
DESIGNED, ENGINEERED &
ASSEMBLED IN THE USA



Due to continuous product improvement, specifications are subject to change without notice.

Visit us on the web at

www.upgnet.com and www.york.com

Additional rating information can be found at

www.ahridirectory.org

WARRANTY SUMMARY*

Extended 10-Years limited parts warranty.

Extended Lifetime limited compressor warranty.

Extended parts and compressor warranties require online registration within 90 days of purchase for replacement or closing for new home construction.

*Does not apply to 3-Phase models, or Internet sales.

See Limited Warranty certificate in User's Information Manual for details.

DESCRIPTION

The Affinity™ Series YXT two-speed air conditioners are the outdoor section of a high efficiency cooling system. They are designed to be custom matched with one of our complete line of indoor sections. Matching air handlers are available for upflow, downflow and horizontal left or right applications to provide a complete system. Alternately, add-on coils are available for use with modular air handlers or multi-position furnaces. Electric heaters and field installed accessories are also available as needed.

FEATURES

- **Superior Coil Protection** – An easily removable two-piece steel extruded louver coil guard protects the tube-in-fin coil from debris and physical damage while making access for coil cleaning quick and simple.
- **Environmentally Friendly Refrigerant** – The next generation refrigerant R-410A delivers environmentally friendly performance with zero ozone depletion.
- **Durable Finish** – A high quality powder paint finish rated at 1000 hrs. salt spray provides the ultimate protection from corrosion and harmful UV rays, ensuring a long-lasting, high quality appearance.
- **QuietDrive™ System** – Features a combination of engineered, sound-neutralizing attributes such as a swept-wing fan blade, composite base pan, multi-density compressor cloak and two-speed compressor operation to reduce sound levels to that of a mere conversation.
- **ECM Fan Motor** – Dynamically adjusts speed in sync with the outdoor temperature stage to keep heat exchange in balance while minimizing power consumption and sound.
- **Swept Wing Fan** – A design adapted from aerospace engineering provides whisper-quiet operation by allowing air to flow smoothly and efficiently across the fan surface and edges.
- **Composite Base Pan** – The strong and durable composite base pan is corrosion resistant while adding strength, absorbing sound, and reducing vibration.
- **High-Efficiency Outdoor Coil** – An aluminum fin and copper tube outdoor coil provide easy cleaning, low restriction to airflow and efficient heat exchange.
- **Factory Installed Filter-Drier** – A corrosion resistant copper, solid core liquid line filter-drier removes debris and moisture which can be harmful to the system.
- **Climate Set™** – provides pre-configured operating profiles the installing contractor can select during set-up to fine tune the system's operation for either Humid, Dry, or Normal climates. Additional fine-tune adjustments are always available to provide a custom comfort solution. (Feature available when a variable speed indoor air mover is utilized).
- **Easy Service Access** – A large electrical box cover and a swing open electrical box provide superior full corner access to the inside of the unit for maintenance or service.
- **TXV Controls** – All indoor coils, whether in the cased CF/CM coil or in air handlers, may use dealer installed TXV's or indoor equipment with factory installed TXV's.

- **Two Speed, Protected Scroll Compressor** – The compressor is solenoid operated for 67% and 100% capacity. A suction accumulator tank protects the compressor from harm.
- **Communications Capable** – Designed to operate as a conventionally wired system or as a communicating system requiring only 4 thermostat wires between the outdoor and indoor equipment. The communicating system provides self-commissioning on start-up as well as the ability to check system status at the outdoor unit, thermostat, or remotely using the designated mobile application.
- **Advanced System Control** – The proprietary wi-fi Hx™ thermostat interface is an integral part of this innovative system design. Using the Consumer mobile application, consumers can monitor and adjust their system from anywhere in the world using a smart device. Contractors can use the Service application (with homeowner permission), to monitor the system remotely and make adjustments as needed. The system can be configured to provide alerts for emerging issues as well as items that require immediate attention.
- **Agency Listed** – Safety certified by CSA to UL 1995 / CSA 22.2. Performance certified to ANSI/AHRI Standard 210/240 in accordance with the Unitary Small Equipment certification program.

LIST OF SECTIONS

DESCRIPTION	1
FEATURES	1
NOMENCLATURE	2
PHYSICAL AND ELECTRICAL DATA	3
DIMENSIONS	3
SYSTEM CHARGE FOR VARIOUS MATCHED SYSTEMS	4
SYSTEM CAPACITY - With Air Handler Coils	5
COOLING CAPACITY - Upflow, Downflow & Horizontal Furnaces and Coils (Coil Only Ratings)	11
COOLING CAPACITY - With High Efficiency Motor Furnaces ..	12
APPLICATIONS AND ACCESSORIES	38
SOUND POWER RATINGS	38
MECHANICAL SPECIFICATIONS	39
TYPICAL INSTALLATION	40
TYPICAL FIELD WIRING	41
ALTERNATIVE INSTALLATION CLEARANCES	41
PERFORMANCE DATA - 2 TON	42
PERFORMANCE DATA - 3 TON	45
PERFORMANCE DATA - 4 TON	49
PERFORMANCE DATA - 5 TON	52

NOMENCLATURE

BRAND	Y	Y = York
PRODUCT TYPE	X	X = Premium Air Conditioner
NOMINAL SERIES EFFICIENCY AND STAGING	T	T = 19 SEER / 2-Stage
NOMINAL UNIT CAPACITY (MBH)	36	24 = 2 Ton 36 = 3 Ton 48 = 4 Ton 60 = 5 Ton
REFRIGERANT	B	B = R-410A
VOLTAGE (Voltage-Phase-Hertz)	2	2 = 208/230-1-60
GENERATION (MAJOR REVISION)	1	1 = 1st Gen 2 = 2nd Gen etc
FACTORY OPTION	S	S = Standard (No Options) H = Hard Start Kit
STYLE LETTER (MINOR REVISION) NOT USED FOR ORDERING	A	A = Style A B = Style B etc

PHYSICAL AND ELECTRICAL DATA

MODEL		YXT24BS21S	YXT36B21S	YXT48B21S	YXT60B21S
Unit Supply Voltage		208-230V, 1 ϕ , 60Hz			
Normal Voltage Range ¹		187 to 252			
Minimum Circuit Ampacity		15.3	21.4	28.2	31.4
Max. Overcurrent Device Amps ²		25	35	45	50
Min. Overcurrent Device Amps ³		20	25	30	35
Compressor	Type	Scroll	Scroll	Scroll	Scroll
	Rated Load	10.0	14.8	20.4	22.9
	Locked Rotor	62.9	84.2	122.1	147.2
Crankcase Heater		No	No	No	No
Factory External Discharge Muffler		No	No	No	No
HS Kit Required with TXV		No	No	No	No
Fan Diameter Inches		26	26	26	26
Fan Motor	Rated HP	1/3	1/3	1/3	1/3
	Rated Load Amps	2.80	2.80	2.80	2.80
	Nominal RPM	574	689	800	777
	Nominal CFM	2650	3350	3925	3900
Coil	Face Area Sq. Ft.	26.40	31.20	31.20	31.20
	Rows Deep	1	2	2	2
	Fins / Inch	25	22	22	22
Liquid Line Set OD (Field Installed)		3/8	3/8	3/8	3/8
Vapor Line Set OD (Field Installed) ⁴		3/4	3/4	7/8	1-1/8 [‡]
Unit Charge (Lbs. - Oz.) ⁵		8 - 8	13 - 6	15 - 1	16 - 11
Charge Per Foot, Oz.		0.62	0.62	0.67	0.75
Operating Weight Lbs.		195	265	295	295

1. Rated in accordance with AHRI Standard 110-2012, utilization range "A".

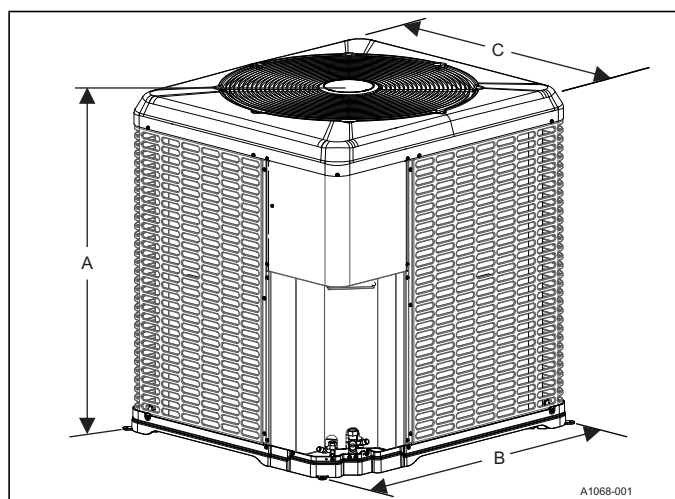
2. Dual element fuses or HACR circuit breaker. Maximum allowable overcurrent protection.

3. Dual element fuses or HACR circuit breaker. Minimum recommended overcurrent protection.

4. For applications with non-standard vapor line sizes, see the "Applications & Accessories" section of this Technical Guide.

5. The Unit Charge is correct for the outdoor unit, smallest matched indoor unit, and 15 feet of refrigerant tubing. For tubing lengths other than 15 feet, add or subtract the amount of refrigerant, using the difference in actual lineset length (not the equivalent length) multiplied by the per foot value.

‡ Adapter fitting must be field installed for the required 1-1/8" line set.

**DIMENSIONS**

Unit Model	Dimensions (Inches)			Refrigerant Connection Service Valve Size	
	A	B	C	Liquid	Vapor
YXT24B21S	40-1/4	38-1/4	34-1/2	3/8	3/4
YXT36B21S	46-1/2	38-1/4	34-1/2		7/8
YXT48B21S	46-1/2	38-1/4	34-1/2		7/8
YXT60B21S	46-1/2	38-1/4	34-1/2		7/8 [‡]

‡ Adapter fitting must be field installed for the required 1-1/8" line set.

All dimensions are in inches and are subject to change without notice.

Overall height is from bottom of base pan to top of fan guard.

Overall length and width include screw heads.

SYSTEM CHARGE FOR VARIOUS MATCHED SYSTEMS

Outdoor Unit	YXT24BS21S	YXT36B21S	YXT48B21S	YXT60B21S
Required TXV ^{1,2}	BH1	BA1	BC1	BC1
Indoor Unit ^{3,4,5}	Additional Charge, oz			
AE24B	0	—	—	—
AE30B	2	—	—	—
AE36(B,C)	4	0	—	—
AE42C	—	6	—	—
AE48(C,D)	—	6	0	—
AE60C	8	8	5	0
AE60D	—	36	8	0
AVC24B	0	—	—	—
AVC30B	2	—	—	—
AVC36(B,C)	4	0	—	—
AVC42C	6	6	—	—
AVC48(C,D)	7	6	0	—
AVC60C	8	8	5	0
AVC60D	—	36	8	0
CF/CM/CU24(A,B,C)	0	—	—	—
CF/CM/CU30(A,B,C,D)	2	—	—	—
CF/CM/CU36(A,B,C,D)	4	0	—	—
CF/CM/CU42(B,C,D)	6	3	—	—
CF/CM/CU48(C,D)	7	6	0	—
CF/CM/CU60(C,D)	8	8	5	0
CF/CM64D	—	36	8	0
All of the combinations shown in the above System Charge table require Advanced Main Air Circulating Fan indoor product. "Coil Only" matches are not available for these systems.				

FOOTNOTES:

1. For applications requiring a TXV, use S1-1TVM*** series kit.
2. A TXV kit must be used with these indoor units to obtain system performance.
3. Systems matched with furnaces or air handlers not equipped with blower-off delays may require blower Time Delay Kit S1-2FD06700224.
4. CF coils cannot be used in horizontal applications.
5. Charge adders shown above do not indicate that coils are rated for every application. Refer to Performance Data Tables for actual performance for specified system matches. Obtain certified system ratings from www.ahridirectory.org.

CHARGING PROCEDURES:

1. Check the Factory Unit Charge listed on the unit nameplate to verify the refrigerant charge for the outdoor unit, the smallest matched indoor unit, and the 15 feet of interconnecting lineset.
2. Verify the indoor metering device and additional charge required for the specific matched indoor unit in the system using the above table.
3. Add additional charge for the amount of interconnecting lineset tubing greater than 15 feet at the rate specified in Physical and Electrical Data Table.
4. For installations requiring additional charge, weigh in refrigerant for the specific matching indoor unit and actual lineset length.
5. Once the charge adders for matched indoor unit and for lineset have been weighed in, verify the system operation against the temperatures and pressures in the Charging Chart for the outdoor unit. Locate Charging Charts on the outdoor unit and also in the Service Data Application Guide on www.upgnet.com. Follow the Subcool or Superheat charging procedure in the Installation Manual according to the type of indoor metering device in the system, and allow ten minutes after each charge adjustment for the system operation to stabilize. Record the charge adjustment made to match the Charging Chart.
6. Permanently stamp the unit nameplate with the TOTAL SYSTEM CHARGE defined as follows: TOTAL SYSTEM CHARGE = Base Charge (as shipped) + charge adder for matched indoor unit + charge adder for actual lineset length + charge adjustments to match the Charging Chart.

SYSTEM CAPACITY - With Air Handler Coils

UNIT MODEL	AIR HANDLER		COIL MODEL ¹	STAGE	RATED CFM	COOLING			
	MODEL	WIDTH				NET MBH		SEER	EER
						TOTAL	SENS.		
YXT24B21S	AE24BX21	17.5	—	1	675	20.20	16.20	17.75	26.80
				2	850	23.40	19.20		14.75
YXT24B21S	AE30BX21	17.5	—	1	625	20.20	15.50	18.50	27.25
				2	750	23.60	18.20		15.00
YXT24B21S	AE36CX21	21.0	—	1	725	21.00	16.90	19.25	28.80
				2	875	23.80	19.30		15.50
YXT24B21S	AVC24BX21	17.5	—	1	550	19.60	14.50	18.00	26.95
				2	850	23.20	19.00		14.50
YXT24B21S	AVC30BX21	17.5	—	1	625	20.20	15.50	18.50	27.35
				2	875	23.60	19.20		14.75
YXT24B21S	AVC36BX21	17.5	—	1	650	20.40	16.20	18.75	27.65
				2	925	23.80	19.90		15.00
YXT24B21S	AVC36CX21	21.0	—	1	625	20.40	15.60	18.75	28.10
				2	900	23.80	19.80		15.25
YXT24B21S	AVC42CX21	21.0	—	1	625	20.40	15.80	19.25	28.35
				2	900	23.80	19.60		15.50
YXT24B21S	AVC48CX21	21.0	—	1	600	20.40	15.60	19.25	28.20
				2	925	23.80	19.90		15.50
YXT24B21S	AVC48DX21	24.5	—	1	550	20.00	14.60	19.25	27.95
				2	875	23.80	19.20		15.50
YXT24B21S	ME08BN21	17.5	CF/CM24B	1	625	19.90	15.50	18.00	26.85
				2	800	23.20	18.40		14.75
YXT24B21S	ME08BN21	17.5	CF/CM30B	1	625	20.20	15.50	18.50	27.50
				2	900	23.60	19.30		14.75
YXT24B21S	ME08BN21	17.5	CF/CM36B	1	625	20.40	15.60	18.50	27.80
				2	900	23.80	19.70		15.00
YXT24B21S	ME08BN21	17.5	CF42B	1	625	20.40	15.60	19.00	27.95
				2	900	23.80	19.60		15.00
YXT24B21S	ME12BN21	17.5	CF/CM24B	1	700	20.40	16.50	18.00	27.15
				2	875	23.40	19.50		14.75
YXT24B21S	ME12BN21	17.5	CF/CM30B	1	700	20.60	16.60	18.50	27.55
				2	875	23.60	19.20		15.00
YXT24B21S	ME12BN21	17.5	CF/CM36B	1	700	20.60	16.80	18.75	27.70
				2	875	23.80	19.30		15.25
YXT24B21S	ME12BN21	17.5	CF42B	1	700	20.80	16.70	19.00	28.05
				2	850	23.80	19.30		15.25
YXT24B21S	ME12CN21	21.0	CF/CM24C	1	650	20.20	15.90	18.25	27.35
				2	850	23.40	19.20		15.00
YXT24B21S	MVC08BN21	17.5	CF/CM24B	1	525	19.40	14.10	17.75	26.80
				2	800	23.20	18.40		14.75
YXT24B21S	MVC08BN21	17.5	CF/CM30B	1	525	19.60	14.20	18.25	27.00
				2	800	23.60	18.50		15.00
YXT24B21S	MVC08BN21	17.5	CF/CM36B	1	525	19.60	14.30	18.50	27.15
				2	800	23.80	18.70		15.00
YXT24B21S	MVC08BN21	17.5	CF42B	1	525	19.80	14.20	18.75	27.55
				2	825	23.80	19.00		15.00
YXT24B21S	MVC12BN21	17.5	CF/CM24B	1	625	20.00	15.50	18.00	27.15
				2	875	23.40	19.50		14.75
YXT24B21S	MVC12BN21	17.5	CF/CM30B	1	625	20.20	15.50	18.50	27.65
				2	875	23.60	19.20		15.00
YXT24B21S	MVC12BN21	17.5	CF/CM36B	1	625	20.40	15.60	18.75	27.95
				2	875	23.80	19.30		15.25

SYSTEM CAPACITY - With Air Handler Coils (Continued)

UNIT MODEL	AIR HANDLER		COIL MODEL ¹	STAGE	RATED CFM	COOLING			
	MODEL	WIDTH				NET MBH		SEER	EER
						TOTAL	SENS.		
YXT24B21S	MVC12BN21	17.5	CF42B	1	625	20.40	15.60	19.00	28.05
				2	875	23.80	19.40		15.25
YXT24B21S	MVC12CN21	21.0	CF/CM24C	1	650	20.20	15.90	18.25	27.65
				2	875	23.40	19.50		15.00
YXT24B21S	MVC12CN21	21.0	CF/CM30C	1	675	20.40	16.10	19.00	28.15
				2	875	23.60	19.20		15.25
YXT24B21S	MVC12CN21	21.0	CF/CM36C	1	650	20.40	15.80	19.25	28.45
				2	875	23.80	19.30		15.50
YXT24B21S	MVC12CN21	21.0	CF/CM42C	1	675	20.60	16.20	19.50	28.80
				2	875	23.80	19.30		15.50
YXT24B21S	MVC12CN21	21.0	CF/CM48C	1	675	20.80	16.40	19.75	29.05
				2	875	23.80	19.20		15.50
YXT24B21S	MVC12CN21	21.0	CF/CM60C	1	675	20.80	16.30	19.75	29.05
				2	875	23.80	19.20		15.50
YXT24B21S	MVC14DN21	24.5	CF/CM30D	1	600	20.20	15.40	19.00	28.25
				2	875	23.60	19.20		15.50
YXT24B21S	MVC14DN21	24.5	CF/CM36D	1	600	20.20	15.50	19.25	28.30
				2	875	23.80	19.30		15.50
YXT24B21S	MVC14DN21	24.5	CF/CM42D	1	600	20.40	15.30	19.50	28.80
				2	875	23.80	19.30		15.50
YXT24B21S	MVC14DN21	24.5	CF/CM48D	1	600	20.40	15.60	19.50	28.80
				2	875	23.80	19.20		15.50
YXT24B21S	MVC14DN21	24.5	CF/CM60D	1	600	20.40	15.30	19.75	28.95
				2	875	23.80	19.10		15.50
YXT24B21S	MVC16CN21	21.0	CF/CM30C	1	650	20.40	15.80	18.75	28.15
				2	925	23.60	19.50		15.25
YXT24B21S	MVC16CN21	21.0	CF/CM36C	1	650	20.40	16.20	19.25	28.20
				2	925	23.80	19.90		15.50
YXT24B21S	MVC16CN21	21.0	CF/CM42C	1	650	20.60	16.00	19.25	28.65
				2	925	23.80	19.90		15.50
YXT24B21S	MVC16CN21	21.0	CF/CM48C	1	650	20.60	16.10	19.50	28.75
				2	925	23.80	19.90		15.50
YXT24B21S	MVC16CN21	21.0	CF/CM60C	1	650	20.60	15.90	19.50	28.85
				2	925	23.80	19.70		15.50
YXT36B21S	AE36BX21	17.5	—	1	1025	29.80	23.60	17.25	24.50
				2	1125	35.20	27.40		14.00
YXT36B21S	AE36CX21	21.0	—	1	1050	30.00	24.20	18.00	25.65
				2	1200	35.40	28.20		14.25
YXT36B21S	AE42CX21	21.0	—	1	1000	30.20	23.60	18.00	25.95
				2	1175	35.60	28.40		14.25
YXT36B21S	AE48CX21	21.0	—	1	1100	30.60	25.20	18.25	26.30
				2	1250	36.00	29.00		14.50
YXT36B21S	AE48DX21	24.5	—	1	1100	30.60	25.20	18.50	26.85
				2	1300	36.00	29.80		14.75
YXT36B21S	AE60DX21	24.5	—	1	1200	31.40	26.40	18.25	26.70
				2	1375	36.00	29.40		14.75
YXT36B21S	AVC36BX21	17.5	—	1	750	28.20	20.60	17.25	24.30
				2	1150	35.00	27.60		13.75
YXT36B21S	AVC36CX21	21.0	—	1	850	28.80	21.80	17.75	25.35
				2	1225	35.40	28.80		14.00
YXT36B21S	AVC42CX21	21.0	—	1	800	29.00	21.20	17.75	25.50
				2	1250	36.00	29.00		14.00

SYSTEM CAPACITY - With Air Handler Coils (Continued)

UNIT MODEL	AIR HANDLER		COIL MODEL ¹	STAGE	RATED CFM	COOLING			
	MODEL	WIDTH				NET MBH		SEER	EER
						TOTAL	SENS.		
YXT36B21S	AVC48CX21	21.0	—	1	825	29.00	21.40	18.00	25.60
				2	1275	36.00	28.60		14.25
YXT36B21S	AVC48DX21	24.5	—	1	850	29.20	21.80	18.25	26.15
				2	1300	36.00	29.80		14.50
YXT36B21S	AVC60CX21	21.0	—	1	800	28.80	21.00	17.75	25.00
				2	1200	36.00	27.80		14.00
YXT36B21S	AVC60DX21	24.5	—	1	825	29.40	21.60	18.25	26.20
				2	1100	36.00	27.40		14.75
YXT36B21S	ME12BN21	17.5	CF/CM36B	1	900	29.20	22.40	17.50	24.95
				2	1225	35.20	28.60		13.75
YXT36B21S	ME12BN21	17.5	CF42B	1	875	29.40	22.00	17.75	25.00
				2	1050	35.20	26.60		14.25
YXT36B21S	ME12CN21	21.0	CF/CM36C	1	900	29.20	22.40	17.75	25.35
				2	1225	35.40	28.80		14.00
YXT36B21S	ME14DN21	24.5	CF/CM36D	1	925	29.20	22.80	18.00	25.50
				2	1200	35.40	28.20		14.25
YXT36B21S	ME14DN21	24.5	CF/CM42D	1	925	29.60	22.60	18.25	26.15
				2	1200	35.80	28.40		14.50
YXT36B21S	ME14DN21	24.5	CF/CM48D	1	925	29.80	23.00	18.25	26.30
				2	1200	35.80	28.80		14.50
YXT36B21S	ME14DN21	24.5	CF/CM60D	1	925	29.80	22.80	18.25	26.40
				2	1200	36.00	27.80		14.75
YXT36B21S	ME14DN21	24.5	CF/CM64D	1	925	30.00	23.00	18.50	26.85
				2	1375	36.00	29.40		14.50
YXT36B21S	ME16CN21	21.0	CF/CM36C	1	950	29.40	23.00	17.75	24.95
				2	1100	35.20	27.20		14.25
YXT36B21S	ME16CN21	21.0	CF/CM42C	1	975	30.00	23.40	18.00	25.80
				2	1325	36.00	29.40		14.00
YXT36B21S	ME16CN21	21.0	CF/CM48C	1	975	29.80	23.40	18.00	25.85
				2	1325	36.00	29.60		14.00
YXT36B21S	ME16CN21	21.0	CF/CM60C	1	975	30.00	23.40	18.00	26.00
				2	1325	36.00	29.60		14.00
YXT36B21S	MVC08BN21	17.5	CF/CM36B	1	550	26.40	17.20	16.75	23.15
				2	1000	34.60	26.00		14.00
YXT36B21S	MVC08BN21	17.5	CF42B	1	550	26.60	17.30	16.75	23.25
				2	1000	34.80	25.80		14.00
YXT36B21S	MVC12BN21	17.5	CF/CM36B	1	750	28.20	20.60	17.50	24.50
				2	1125	35.20	27.40		14.00
YXT36B21S	MVC12BN21	17.5	CF42B	1	850	29.20	21.60	17.50	25.15
				2	1300	35.80	29.00		13.50
YXT36B21S	MVC12CN21	21.0	CF/CM36C	1	775	28.40	20.80	17.75	25.15
				2	1175	35.40	28.20		14.25
YXT36B21S	MVC12CN21	21.0	CF/CM42C	1	850	29.20	22.00	18.00	25.45
				2	1000	35.00	25.80		14.50
YXT36B21S	MVC12CN21	21.0	CF/CM48C	1	850	29.20	22.00	18.00	25.55
				2	1000	35.20	26.20		14.50
YXT36B21S	MVC12CN21	21.0	CF/CM60C	1	775	28.80	20.80	18.00	25.60
				2	1175	36.00	28.00		14.50
YXT36B21S	MVC14DN21	24.5	CF/CM36D	1	800	28.60	21.40	18.00	25.60
				2	1250	35.80	29.20		14.50
YXT36B21S	MVC14DN21	24.5	CF/CM42D	1	850	29.40	21.80	18.50	26.55
				2	1325	36.00	29.40		14.50
YXT36B21S	MVC14DN21	24.5	CF/CM48D	1	850	29.20	22.00	18.25	26.45
				2	1350	36.00	30.00		14.75

SYSTEM CAPACITY - With Air Handler Coils (Continued)

UNIT MODEL	AIR HANDLER		COIL MODEL ¹	STAGE	RATED CFM	COOLING			
	MODEL	WIDTH				NET MBH		SEER	EER
						TOTAL	SENS.		
YXT36B21S	MVC14DN21	24.5	CF/CM60D	1	850	29.20	21.80	18.50	26.55
				2	1325	36.00	29.60		14.75
YXT36B21S	MVC14DN21	24.5	CF/CM64D	1	850	29.60	22.00	18.75	26.90
				2	1350	36.00	29.60		14.75
YXT36B21S	MVC16CN21	21.0	CF/CM36C	1	825	28.60	21.60	17.75	25.25
				2	1275	35.80	29.40		14.25
YXT36B21S	MVC16CN21	21.0	CF/CM42C	1	850	29.20	21.60	18.00	25.95
				2	1325	36.00	29.40		14.50
YXT36B21S	MVC16CN21	21.0	CF/CM48C	1	850	29.20	21.60	18.00	25.90
				2	1325	36.00	29.60		14.50
YXT36B21S	MVC16CN21	21.0	CF/CM60C	1	850	29.20	21.60	18.00	25.90
				2	1325	36.00	29.60		14.50
YXT36B21S	MVC20DN21	24.5	CF/CM36D	1	875	29.00	22.00	18.25	25.90
				2	1275	35.80	29.40		14.50
YXT36B21S	MVC20DN21	24.5	CF/CM42D	1	900	29.60	22.40	18.50	26.55
				2	1300	36.00	29.20		14.75
YXT36B21S	MVC20DN21	24.5	CF/CM48D	1	950	30.00	23.20	18.50	26.80
				2	1375	36.00	30.20		14.75
YXT36B21S	MVC20DN21	24.5	CF/CM60D	1	900	29.80	22.60	19.00	26.80
				2	1275	36.00	29.20		14.75
YXT36B21S	MVC20DN21	24.5	CF/CM64D	1	950	30.40	23.20	19.00	27.35
				2	1375	36.00	29.40		15.00
YXT48B21S	AE48CX21	21.0	—	1	1250	40.50	31.20	17.50	24.95
				2	1700	47.50	36.00		12.50
YXT48B21S	AE48DX21	24.5	—	1	1300	41.00	32.00	17.75	25.60
				2	1675	47.50	35.80		13.00
YXT48B21S	AE60CX21	21.0	—	1	1225	40.00	30.60	17.00	24.50
				2	1425	48.00	35.60		13.50
YXT48B21S	AE60DX21	24.5	—	1	1200	41.50	31.00	18.00	25.90
				2	1750	48.00	38.50		13.25
YXT48B21S	AVC48CX21	21.0	—	1	875	38.50	25.80	17.25	24.95
				2	1350	48.00	34.80		13.25
YXT48B21S	AVC48DX21	24.5	—	1	900	39.00	26.60	17.50	25.35
				2	1375	48.00	35.20		13.50
YXT48B21S	AVC60CX21	21.0	—	1	900	38.50	26.20	16.75	24.50
				2	1400	48.00	35.80		13.00
YXT48B21S	AVC60DX21	24.5	—	1	1050	40.00	28.60	18.00	25.85
				2	1425	48.00	35.60		13.50
YXT48B21S	ME14DN21	24.5	CF/CM48D	1	1225	40.50	31.00	17.50	24.85
				2	1375	48.00	35.00		13.50
YXT48B21S	ME14DN21	24.5	CF/CM60D	1	1225	41.00	30.80	17.25	25.35
				2	1375	48.00	35.60		13.50
YXT48B21S	ME14DN21	24.5	CF/CM64D	1	1225	40.50	30.40	17.50	25.20
				2	1475	48.00	36.20		13.50
YXT48B21S	ME16CN21	21.0	CF/CM48C	1	1150	40.00	29.80	17.00	24.75
				2	1500	48.00	36.40		13.00
YXT48B21S	ME16CN21	21.0	CF/CM60C	1	1150	40.00	29.80	17.00	24.85
				2	1500	48.00	36.60		13.00
YXT48B21S	ME20DN21	24.5	CF/CM48D	1	1325	41.00	32.20	17.75	25.50
				2	1700	48.00	36.40		13.00
YXT48B21S	ME20DN21	24.5	CF/CM60D	1	1325	40.50	31.80	17.50	25.35
				2	1700	48.00	38.50		13.50

SYSTEM CAPACITY - With Air Handler Coils (Continued)

UNIT MODEL	AIR HANDLER		COIL MODEL ¹	STAGE	RATED CFM	COOLING			
	MODEL	WIDTH				NET MBH		SEER	EER
						TOTAL	SENS.		
YXT48B21S	ME20DN21	24.5	CF/CM64D	1	1325	42.00	32.20	18.00	26.15
				2	1675	48.00	38.00		13.50
YXT48B21S	MVC12CN21	21.0	CF/CM48C	1	725	37.20	23.80	17.00	24.55
				2	1375	48.00	35.00		13.50
YXT48B21S	MVC12CN21	21.0	CF/CM60C	1	725	36.40	23.60	16.75	24.35
				2	1375	48.00	35.60		13.50
YXT48B21S	MVC14DN21	24.5	CF/CM48D	1	850	38.50	25.80	17.50	25.40
				2	1350	48.00	34.80		13.75
YXT48B21S	MVC16CN21	21.0	CF/CM48C	1	950	39.00	27.00	17.25	25.30
				2	1500	48.00	36.40		13.25
YXT48B21S	MVC16CN21	21.0	CF/CM60C	1	950	39.00	27.20	17.25	25.25
				2	1500	48.00	36.80		13.25
YXT48B21S	MVC20DN21	24.5	CF/CM48D	1	950	39.00	27.00	17.75	25.65
				2	1375	48.00	35.20		13.75
YXT48B21S	MVC20DN21	24.5	CF/CM60D	1	1150	40.50	30.00	18.00	26.25
				2	1775	48.00	38.50		13.50
YXT48B21S	MVC20DN21	24.5	CF/CM64D	1	1150	40.50	30.00	18.00	26.20
				2	1775	48.00	39.00		13.50
YXT60B21S	AE60CX21	21.0	—	1	1450	47.50	36.20	15.75	22.10
				2	1650	58.00	43.00		12.50
YXT60B21S	AE60DX21	24.5	—	1	1400	48.50	36.20	16.50	23.25
				2	1750	59.50	44.50		13.00
YXT60B21S	AVC60CX21	21.0	—	1	1025	45.00	30.60	15.75	22.30
				2	1625	57.50	42.00		12.00
YXT60B21S	AVC60DX21	24.5	—	1	1050	46.00	31.40	16.50	23.25
				2	1600	58.50	42.50		13.00
YXT60B21S	ME14DN21	24.5	CF/CM60D	1	1400	47.50	35.40	16.00	22.40
				2	1500	57.50	41.00		13.00
YXT60B21S	ME14DN21	24.5	CF/CM64D	1	1375	48.00	35.80	16.25	22.70
				2	1475	58.50	41.00		13.00
YXT60B21S	ME16CN21	21.0	CF/CM60C	1	1350	47.00	34.80	15.75	22.15
				2	1500	57.50	41.00		12.75
YXT60B21S	ME20DN21	24.5	CF/CM60D	1	1325	47.50	35.20	16.50	23.50
				2	1700	58.50	43.50		13.00
YXT60B21S	ME20DN21	24.5	CF/CM64D	1	1325	48.00	35.20	17.00	23.85
				2	1675	59.50	43.50		13.25
YXT60B21S	MVC14DN21	24.5	CF/CM60D	1	1000	45.00	30.40	16.50	23.10
				2	1450	57.50	40.50		13.00
YXT60B21S	MVC14DN21	24.5	CF/CM64D	1	1000	45.50	30.60	16.50	23.45
				2	1450	58.50	41.00		13.25
YXT60B21S	MVC16CN21	21.0	CF/CM60C	1	1075	45.50	31.60	16.25	23.10
				2	1725	58.50	44.00		12.50
YXT60B21S	MVC20DN21	24.5	CF/CM60D	1	1150	46.50	32.60	16.75	23.75
				2	1775	59.00	44.50		13.00
YXT60B21S	MVC20DN21	24.5	CF/CM64D	1	1150	47.00	33.00	17.00	24.00
				2	1775	60.00	45.00		13.00

Rated in accordance with DOE test procedures (Federal Register 12-27-79 and 3-18-88) and ANSI/AHRI Standard 210/240.

Cooling MBH based on 80°F entering air temperature, 50% RH (Relative Humidity), and rated air flow.

EER (Energy Efficiency Ratio) is the total cooling output in BTUs at 95°F outdoor ambient divided by the total electric power in watt-hours at those conditions.

SEER (Seasonal Energy Efficiency Ratio) is the total cooling output in BTUs during a normal annual usage period for cooling divided by the total electric power input in watt-hours during the same period.

1. CM coils available with a factory installed horizontal drain pan. See price pages for specific model number.

— = Not applicable.

MP Modular Air Handlers use Coil Only Ratings.

COOLING CAPACITY - Upflow, Downflow & Horizontal Furnaces and Coils (Coil Only Ratings)

UNIT MODEL	COIL		CFM RANGE (MIN.-MAX.)	STAGE	COOLING				
	MODEL	WIDTH			RATED CFM	NET MBH		SEER ¹	EER
						TOTAL	SENS.		
YXT24B21S	CF/CM/CU24B	17.5	525 - 725	1	600	19.3	14.7	15.00	21.25
			600 - 1000	2	800	22.8	18.2		12.75
YXT24B21S	CF/CM/CU30B	17.5	525 - 725	1	600	19.5	14.8	15.00	21.60
			600 - 1000	2	800	23.4	18.3		13.00
YXT24B21S	CF/CM/CU36B	17.5	525 - 725	1	600	19.5	15.0	15.25	21.65
			600 - 1000	2	800	23.6	18.5		13.00
YXT24B21S	CF/CM/CU42C	21.0	525 - 725	1	600	19.7	14.8	15.50	22.00
			600 - 1000	2	800	23.8	18.8		13.25
YXT24B21S	CF/CM/CU48C	21.0	525 - 725	1	600	19.7	13.5	15.75	22.00
			600 - 1000	2	800	23.8	17.0		13.50
YXT24B21S	CF/CM/CU60C	21.0	525 - 725	1	600	19.8	14.8	15.75	22.10
			600 - 1000	2	800	24.0	18.7		13.25
YXT36B21S	CF/CM/CU36C	21.0	550 - 1225	1	900	28.2	22.2	15.00	20.30
			950 - 1450	2	1200	34.6	27.8		12.75
YXT36B21S	CF/CM/CU42C	21.0	550 - 1225	1	900	28.6	21.6	15.00	20.80
			950 - 1450	2	1200	35.0	27.8		12.75
YXT36B21S	CF/CM/CU48C	21.0	550 - 1225	1	900	28.8	22.0	15.00	20.95
			950 - 1450	2	1200	35.0	28.2		12.75
YXT36B21S	CF/CM/CU60C	21.0	550 - 1225	1	900	28.8	21.8	15.25	20.95
			950 - 1450	2	1200	35.6	27.4		13.00
YXT36B21S	CF/CM64D	24.5	550 - 1225	1	900	29.2	20.0	15.50	21.30
			950 - 1450	2	1200	35.8	25.8		13.50
YXT48B21S	CF/CM/CU48C	21.0	725 - 1400	1	1200	39.5	30.0	14.75	21.00
			1325 - 1850	2	1600	46.5	34.6		12.00
YXT48B21S	CF/CM/CU60C	21.0	725 - 1400	1	1200	39.5	29.6	14.75	21.20
			1325 - 1850	2	1600	48.0	37.4		12.50
YXT48B21S	CF/CM64D	24.5	725 - 1400	1	1200	40.0	27.3	15.50	21.55
			1325 - 1850	2	1600	48.0	33.8		13.00
YXT60B21S	CF/CM/CU60D	24.5	1450 - 1800	1	1325	46.0	33.6	14.50	19.95
			975 - 1450	2	1750	58.0	43.5		12.00
YXT60B21S	CF/CM64D	24.5	1450 - 1800	1	1300	47.0	31.4	15.00	20.30
			975 - 1450	2	1750	58.0	40.0		12.50

For rated condition information, see the footnotes below the System Capacity - Single Piece and Modular Air Handlers table.

1. Requires a S1-2FD06700224 Blower Time Delay unless a standard furnace is equipped with one.

— = Not Applicable.

MP Modular Air Handlers use Coil Only Ratings.

PSC furnaces, such as the TG8S, TGLS, and TG9S, use Coil Only Ratings.

COOLING CAPACITY - With High Efficiency Motor Furnaces¹

UNIT MODEL	FURNACE		COIL MODEL ²	STAGE	COOLING				
	MODEL	WIDTH			RATED CFM	NET MBH		SEER	EER
						TOTAL	SENS.		
YXT24B21S	TM8V060A12MP11C	14.5	CF/CM/CU24A	1	550	19.5	14.5	17.25	26.00
				2	725	22.8	17.5		14.25
YXT24B21S	TM8V060A12MP11C	14.5	CF/CM/CU30A	1	625	20.2	15.5	17.75	26.45
				2	875	23.6	19.2		14.00
YXT24B21S	TM8V060A12MP11C	14.5	CF/CM36A	1	575	19.9	15.2	18.00	26.60
				2	800	23.8	18.7		14.50
YXT24B21S	TM8V060A12MP12C	14.5	CF/CM/CU24A	1	550	19.5	14.5	17.25	26.00
				2	725	22.8	17.5		14.25
YXT24B21S	TM8V060A12MP12C	14.5	CF/CM/CU30A	1	625	20.2	15.5	17.75	26.45
				2	875	23.6	19.2		14.00
YXT24B21S	TM8V060A12MP12C	14.5	CF/CM36A	1	575	19.9	15.2	18.00	26.60
				2	800	23.8	18.7		14.50
YXT24B21S	TM8V080B12MP11C	17.5	CF/CM/CU24B	1	550	19.5	14.4	17.25	25.85
				2	825	23.0	18.5		14.00
YXT24B21S	TM8V080B12MP11C	17.5	CF/CM/CU30B	1	550	19.7	14.4	17.75	26.35
				2	825	23.6	18.8		14.25
YXT24B21S	TM8V080B12MP11C	17.5	CF/CM/CU36B	1	550	19.6	14.7	18.00	26.25
				2	825	23.8	18.9		14.50
YXT24B21S	TM8V080B12MP11C	17.5	CF42B	1	600	20.2	15.1	18.25	26.90
				2	900	23.8	19.5		14.25
YXT24B21S	TM8V080B12MP12C	17.5	CF/CM/CU24B	1	550	19.5	14.4	17.25	25.85
				2	825	23.0	18.5		14.00
YXT24B21S	TM8V080B12MP12C	17.5	CF/CM/CU30B	1	550	19.7	14.4	17.75	26.35
				2	825	23.6	18.8		14.25
YXT24B21S	TM8V080B12MP12C	17.5	CF/CM/CU36B	1	550	19.6	14.7	18.00	26.25
				2	825	23.8	18.9		14.50
YXT24B21S	TM8V080B12MP12C	17.5	CF42B	1	600	20.2	15.1	18.25	26.90
				2	900	23.8	19.5		14.25
YXT24B21S	TM8V080C16MP11C	21.0	CF/CM/CU24C	1	625	19.9	15.5	17.75	26.80
				2	875	23.4	19.5		14.50
YXT24B21S	TM8V080C16MP11C	21.0	CF/CM/CU30C	1	625	20.2	15.5	18.50	27.30
				2	875	23.6	19.2		15.00
YXT24B21S	TM8V080C16MP11C	21.0	CF/CM/CU36C	1	625	20.4	15.6	18.50	27.65
				2	875	23.8	19.3		15.00
YXT24B21S	TM8V080C16MP11C	21.0	CF/CM/CU42C	1	625	20.4	15.6	18.75	27.80
				2	875	23.8	19.4		15.00
YXT24B21S	TM8V080C16MP11C	21.0	CF/CM/CU48C	1	625	20.4	15.9	19.00	27.90
				2	875	23.8	19.2		15.25
YXT24B21S	TM8V080C16MP11C	21.0	CF/CM/CU60C	1	625	20.6	15.6	19.00	28.10
				2	875	23.8	19.2		15.25
YXT24B21S	TM8V080C16MP12C	21.0	CF/CM/CU24C	1	625	19.9	15.5	17.75	26.80
				2	875	23.4	19.5		14.50
YXT24B21S	TM8V080C16MP12C	21.0	CF/CM/CU30C	1	625	20.2	15.5	18.50	27.30
				2	875	23.6	19.2		15.00
YXT24B21S	TM8V080C16MP12C	21.0	CF/CM/CU36C	1	625	20.4	15.6	18.50	27.65
				2	875	23.8	19.3		15.00
YXT24B21S	TM8V080C16MP12C	21.0	CF/CM/CU42C	1	625	20.4	15.6	18.75	27.80
				2	875	23.8	19.4		15.00
YXT24B21S	TM8V080C16MP12C	21.0	CF/CM/CU48C	1	625	20.4	15.9	19.00	27.90
				2	875	23.8	19.2		15.25
YXT24B21S	TM8V080C16MP12C	21.0	CF/CM/CU60C	1	625	20.6	15.6	19.00	28.10
				2	875	23.8	19.2		15.25

COOLING CAPACITY - With High Efficiency Motor Furnaces¹ (Continued)

UNIT MODEL	FURNACE		COIL MODEL ²	STAGE	COOLING				
	MODEL	WIDTH			RATED CFM	NET MBH		SEER	EER
						TOTAL	SENS.		
YXT24B21S	TM8V100C16MP11C	21.0	CF/CM/CU24C	1	625	19.9	15.5	17.75	26.80
				2	875	23.4	19.5		14.50
YXT24B21S	TM8V100C16MP11C	21.0	CF/CM/CU30C	1	625	20.2	15.5	18.50	27.30
				2	875	23.6	19.2		15.00
YXT24B21S	TM8V100C16MP11C	21.0	CF/CM/CU36C	1	625	20.4	15.6	18.50	27.65
				2	875	23.8	19.3		15.00
YXT24B21S	TM8V100C16MP11C	21.0	CF/CM/CU42C	1	625	20.4	15.6	18.75	27.80
				2	875	23.8	19.4		15.00
YXT24B21S	TM8V100C16MP11C	21.0	CF/CM/CU48C	1	625	20.4	15.9	19.00	27.90
				2	875	23.8	19.2		15.25
YXT24B21S	TM8V100C16MP11C	21.0	CF/CM/CU60C	1	625	20.6	15.6	19.00	28.10
				2	875	23.8	19.2		15.25
YXT24B21S	TM8V100C16MP12C	21.0	CF/CM/CU24C	1	625	19.9	15.5	17.75	26.80
				2	875	23.4	19.5		14.50
YXT24B21S	TM8V100C16MP12C	21.0	CF/CM/CU30C	1	625	20.2	15.5	18.50	27.30
				2	875	23.6	19.2		15.00
YXT24B21S	TM8V100C16MP12C	21.0	CF/CM/CU36C	1	625	20.4	15.6	18.50	27.65
				2	875	23.8	19.3		15.00
YXT24B21S	TM8V100C16MP12C	21.0	CF/CM/CU42C	1	625	20.4	15.6	18.75	27.80
				2	875	23.8	19.4		15.00
YXT24B21S	TM8V100C16MP12C	21.0	CF/CM/CU48C	1	625	20.4	15.9	19.00	27.90
				2	875	23.8	19.2		15.25
YXT24B21S	TM8V100C16MP12C	21.0	CF/CM/CU60C	1	625	20.6	15.6	19.00	28.10
				2	875	23.8	19.2		15.25
YXT24B21S	TM8X060A12MP11	14.5	CF/CM/CU24A	1	650	20.0	15.8	17.00	25.50
				2	675	22.4	16.6		14.00
YXT24B21S	TM8X060A12MP11	14.5	CF/CM/CU30A	1	625	20.0	15.3	17.50	25.85
				2	675	23.0	17.1		14.25
YXT24B21S	TM8X060A12MP11	14.5	CF/CM36A	1	650	20.4	15.9	17.75	26.25
				2	700	23.4	17.9		14.50
YXT24B21S	TM8X080B12MP11	17.5	CF/CM/CU24B	1	675	20.2	16.1	17.25	26.05
				2	775	23.0	18.1		14.50
YXT24B21S	TM8X080B12MP11	17.5	CF/CM/CU30B	1	675	20.2	16.2	17.75	26.30
				2	775	23.6	18.6		14.50
YXT24B21S	TM8X080B12MP11	17.5	CF/CM/CU36B	1	675	20.4	16.0	18.00	26.70
				2	775	23.8	18.8		14.75
YXT24B21S	TM8X080B12MP11	17.5	CF42B	1	675	20.6	16.3	18.25	26.90
				2	750	23.8	18.4		14.75
YXT24B21S	TM8Y060A12MP11	14.5	CF/CM/CU24A	1	650	20.0	15.8	17.00	25.50
				2	675	22.4	16.6		14.00
YXT24B21S	TM8Y060A12MP11	14.5	CF/CM/CU30A	1	625	20.0	15.3	17.50	25.85
				2	675	23.0	17.1		14.25
YXT24B21S	TM8Y060A12MP11	14.5	CF/CM36A	1	650	20.4	15.9	17.75	26.25
				2	700	23.4	17.9		14.50
YXT24B21S	TM8Y080B12MP11	17.5	CF/CM/CU24B	1	675	20.2	16.1	17.25	26.05
				2	775	23.0	18.1		14.50
YXT24B21S	TM8Y080B12MP11	17.5	CF/CM/CU30B	1	675	20.2	16.2	17.75	26.30
				2	775	23.6	18.6		14.50
YXT24B21S	TM8Y080B12MP11	17.5	CF/CM/CU36B	1	675	20.4	16.0	18.00	26.70
				2	775	23.8	18.8		14.75
YXT24B21S	TM8Y080B12MP11	17.5	CF42B	1	675	20.6	16.3	18.25	26.90
				2	750	23.8	18.4		14.75

COOLING CAPACITY - With High Efficiency Motor Furnaces¹ (Continued)

UNIT MODEL	FURNACE		COIL MODEL ²	STAGE	COOLING				
	MODEL	WIDTH			RATED CFM	NET MBH		SEER	EER
						TOTAL	SENS.		
YXT24B21S	TM9E040A10MP11	14.5	CF/CM/CU24A	1	675	19.8	15.8	15.50	23.10
				2	775	22.6	17.8		13.00
YXT24B21S	TM9E040A10MP11	14.5	CF/CM/CU30A	1	675	19.9	16.0	16.00	23.30
				2	775	23.0	18.1		13.25
YXT24B21S	TM9E040A10MP11	14.5	CF/CM36A	1	700	20.2	16.3	16.50	23.85
				2	775	23.4	18.4		13.50
YXT24B21S	TM9E080B12MP11	17.5	CF/CM/CU30B	1	725	20.6	16.8	18.00	26.50
				2	900	23.6	19.4		14.50
YXT24B21S	TM9E080B12MP11	17.5	CF/CM/CU36B	1	725	20.8	16.7	18.25	27.00
				2	900	23.8	19.7		14.50
YXT24B21S	TM9E080B12MP11	17.5	CF42B	1	725	20.8	16.8	18.25	27.05
				2	875	23.8	19.3		14.50
YXT24B21S	TM9V060B12MP11C	17.5	CF/CM/CU24B	1	575	19.6	14.7	17.25	26.10
				2	875	23.2	19.4		14.00
YXT24B21S	TM9V060B12MP11C	17.5	CF/CM/CU30B	1	575	19.8	14.8	17.75	26.50
				2	875	23.6	19.3		14.25
YXT24B21S	TM9V060B12MP11C	17.5	CF/CM/CU36B	1	575	19.9	15.2	18.25	26.65
				2	875	23.8	19.3		14.50
YXT24B21S	TM9V060B12MP11C	17.5	CF42B	1	575	20.0	14.8	18.25	26.90
				2	875	23.8	19.3		14.25
YXT24B21S	TM9V060B12MP12C	17.5	CF/CM/CU24B	1	575	19.6	14.7	17.25	26.10
				2	875	23.2	19.4		14.00
YXT24B21S	TM9V060B12MP12C	17.5	CF/CM/CU30B	1	575	19.8	14.8	17.75	26.50
				2	875	23.6	19.3		14.25
YXT24B21S	TM9V060B12MP12C	17.5	CF/CM/CU36B	1	575	19.9	15.2	18.25	26.65
				2	875	23.8	19.3		14.50
YXT24B21S	TM9V060B12MP12C	17.5	CF42B	1	575	20.0	14.8	18.25	26.90
				2	875	23.8	19.3		14.25
YXT24B21S	TM9V080B12MP11C	17.5	CF/CM/CU24B	1	600	19.8	15.0	17.50	26.35
				2	850	23.2	19.0		14.25
YXT24B21S	TM9V080B12MP11C	17.5	CF/CM/CU30B	1	600	20.0	15.2	18.00	26.75
				2	875	23.6	19.1		14.50
YXT24B21S	TM9V080B12MP11C	17.5	CF/CM/CU36B	1	600	20.0	15.3	18.50	26.85
				2	850	23.8	19.1		14.75
YXT24B21S	TM9V080B12MP11C	17.5	CF42B	1	600	20.2	15.1	18.50	27.25
				2	875	23.8	19.3		14.50
YXT24B21S	TM9V080B12MP12C	17.5	CF/CM/CU24B	1	600	19.8	15.0	17.50	26.35
				2	850	23.2	19.0		14.25
YXT24B21S	TM9V080B12MP12C	17.5	CF/CM/CU30B	1	600	20.0	15.2	18.00	26.75
				2	875	23.6	19.1		14.50
YXT24B21S	TM9V080B12MP12C	17.5	CF/CM/CU36B	1	600	20.0	15.3	18.50	26.85
				2	850	23.8	19.1		14.75
YXT24B21S	TM9V080B12MP12C	17.5	CF42B	1	600	20.2	15.1	18.50	27.25
				2	875	23.8	19.3		14.50
YXT24B21S	TM9V100C16MP11C	21.0	CF/CM/CU30C	1	675	20.2	16.1	18.25	27.10
				2	900	23.6	19.3		14.75
YXT24B21S	TM9V100C16MP11C	21.0	CF/CM/CU36C	1	675	20.6	16.2	18.50	27.65
				2	900	23.8	19.7		15.00
YXT24B21S	TM9V100C16MP11C	21.0	CF/CM/CU42C	1	675	20.6	16.3	18.75	27.80
				2	900	23.8	19.6		15.00
YXT24B21S	TM9V100C16MP11C	21.0	CF/CM/CU48C	1	675	20.8	16.4	19.25	28.05
				2	900	23.8	19.6		15.25

COOLING CAPACITY - With High Efficiency Motor Furnaces¹ (Continued)

UNIT MODEL	FURNACE		COIL MODEL ²	STAGE	COOLING				
	MODEL	WIDTH			RATED CFM	NET MBH		SEER	EER
						TOTAL	SENS.		
YXT24B21S	TM9V100C16MP12C	21.0	CF/CM/CU30C	1	675	20.2	16.1	18.25	27.10
				2	900	23.6	19.3		14.75
YXT24B21S	TM9V100C16MP12C	21.0	CF/CM/CU36C	1	675	20.6	16.2	18.50	27.65
				2	900	23.8	19.7		15.00
YXT24B21S	TM9V100C16MP12C	21.0	CF/CM/CU42C	1	675	20.6	16.3	18.75	27.80
				2	900	23.8	19.6		15.00
YXT24B21S	TM9V100C16MP12C	21.0	CF/CM/CU48C	1	675	20.8	16.4	19.25	28.05
				2	900	23.8	19.6		15.25
YXT24B21S	TM9Y040A10MP11	14.5	CF/CM/CU24A	1	675	19.8	15.8	15.50	23.10
				2	775	22.6	17.8		13.00
YXT24B21S	TM9Y040A10MP11	14.5	CF/CM/CU30A	1	675	19.9	16.0	16.00	23.30
				2	775	23.0	18.1		13.25
YXT24B21S	TM9Y040A10MP11	14.5	CF/CM36A	1	700	20.2	16.3	16.50	23.85
				2	775	23.4	18.4		13.50
YXT24B21S	TM9Y080B12MP11	17.5	CF/CM/CU30B	1	725	20.6	16.8	18.00	26.50
				2	900	23.6	19.4		14.50
YXT24B21S	TM9Y080B12MP11	17.5	CF/CM/CU36B	1	725	20.8	16.7	18.25	27.00
				2	900	23.8	19.7		14.50
YXT24B21S	TM9Y080B12MP11	17.5	CF42B	1	725	20.8	16.8	18.25	27.05
				2	875	23.8	19.3		14.50
YXT24B21S	TMLV060A12MP11C	14.5	CF/CM/CU24A	1	550	19.5	14.5	17.25	26.00
				2	725	22.8	17.5		14.25
YXT24B21S	TMLV060A12MP11C	14.5	CF/CM/CU30A	1	625	20.2	15.5	17.75	26.45
				2	875	23.6	19.2		14.00
YXT24B21S	TMLV060A12MP11C	14.5	CF/CM36A	1	575	19.9	15.2	18.00	26.60
				2	800	23.8	18.7		14.50
YXT24B21S	TMLV060A12MP12C	14.5	CF/CM/CU24A	1	550	19.5	14.5	17.25	26.00
				2	725	22.8	17.5		14.25
YXT24B21S	TMLV060A12MP12C	14.5	CF/CM/CU30A	1	625	20.2	15.5	17.75	26.45
				2	875	23.6	19.2		14.00
YXT24B21S	TMLV060A12MP12C	14.5	CF/CM36A	1	575	19.9	15.2	18.00	26.60
				2	800	23.8	18.7		14.50
YXT24B21S	TMLV080B12MP11C	17.5	CF/CM/CU24B	1	550	19.5	14.4	17.25	25.85
				2	825	23.0	18.5		14.00
YXT24B21S	TMLV080B12MP11C	17.5	CF/CM/CU30B	1	550	19.7	14.4	17.75	26.35
				2	825	23.6	18.8		14.25
YXT24B21S	TMLV080B12MP11C	17.5	CF/CM/CU36B	1	550	19.6	14.7	18.00	26.25
				2	825	23.8	18.9		14.50
YXT24B21S	TMLV080B12MP11C	17.5	CF42B	1	600	20.2	15.1	18.25	26.90
				2	900	23.8	19.5		14.25
YXT24B21S	TMLV080B12MP12C	17.5	CF/CM/CU24B	1	550	19.5	14.4	17.25	25.85
				2	825	23.0	18.5		14.00
YXT24B21S	TMLV080B12MP12C	17.5	CF/CM/CU30B	1	550	19.7	14.4	17.75	26.35
				2	825	23.6	18.8		14.25
YXT24B21S	TMLV080B12MP12C	17.5	CF/CM/CU36B	1	550	19.6	14.7	18.00	26.25
				2	825	23.8	18.9		14.50
YXT24B21S	TMLV080B12MP12C	17.5	CF42B	1	600	20.2	15.1	18.25	26.90
				2	900	23.8	19.5		14.25
YXT24B21S	TMLV080C16MP11C	21.0	CF/CM/CU24C	1	625	19.9	15.5	17.75	26.80
				2	875	23.4	19.5		14.50
YXT24B21S	TMLV080C16MP11C	21.0	CF/CM/CU30C	1	625	20.2	15.5	18.50	27.30
				2	875	23.6	19.2		15.00

COOLING CAPACITY - With High Efficiency Motor Furnaces¹ (Continued)

UNIT MODEL	FURNACE		COIL MODEL ²	STAGE	COOLING				
	MODEL	WIDTH			RATED CFM	NET MBH		SEER	EER
						TOTAL	SENS.		
YXT24B21S	TMLV080C16MP11C	21.0	CF/CM/CU36C	1	625	20.4	15.6	18.50	27.65
				2	875	23.8	19.3		15.00
YXT24B21S	TMLV080C16MP11C	21.0	CF/CM/CU42C	1	625	20.4	15.6	18.75	27.80
				2	875	23.8	19.4		15.00
YXT24B21S	TMLV080C16MP11C	21.0	CF/CM/CU48C	1	625	20.4	15.9	19.00	27.90
				2	875	23.8	19.2		15.25
YXT24B21S	TMLV080C16MP11C	21.0	CF/CM/CU60C	1	625	20.6	15.6	19.00	28.10
				2	875	23.8	19.2		15.25
YXT24B21S	TMLV080C16MP12C	21.0	CF/CM/CU24C	1	625	19.9	15.5	17.75	26.80
				2	875	23.4	19.5		14.50
YXT24B21S	TMLV080C16MP12C	21.0	CF/CM/CU30C	1	625	20.2	15.5	18.50	27.30
				2	875	23.6	19.2		15.00
YXT24B21S	TMLV080C16MP12C	21.0	CF/CM/CU36C	1	625	20.4	15.6	18.50	27.65
				2	875	23.8	19.3		15.00
YXT24B21S	TMLV080C16MP12C	21.0	CF/CM/CU42C	1	625	20.4	15.6	18.75	27.80
				2	875	23.8	19.4		15.00
YXT24B21S	TMLV080C16MP12C	21.0	CF/CM/CU48C	1	625	20.4	15.9	19.00	27.90
				2	875	23.8	19.2		15.25
YXT24B21S	TMLV080C16MP12C	21.0	CF/CM/CU60C	1	625	20.6	15.6	19.00	28.10
				2	875	23.8	19.2		15.25
YXT24B21S	TMLV100C16MP11C	21.0	CF/CM/CU24C	1	625	19.9	15.5	17.75	26.80
				2	875	23.4	19.5		14.50
YXT24B21S	TMLV100C16MP11C	21.0	CF/CM/CU30C	1	625	20.2	15.5	18.50	27.30
				2	875	23.6	19.2		15.00
YXT24B21S	TMLV100C16MP11C	21.0	CF/CM/CU36C	1	625	20.4	15.6	18.50	27.65
				2	875	23.8	19.3		15.00
YXT24B21S	TMLV100C16MP11C	21.0	CF/CM/CU42C	1	625	20.4	15.6	18.75	27.80
				2	875	23.8	19.4		15.00
YXT24B21S	TMLV100C16MP11C	21.0	CF/CM/CU48C	1	625	20.4	15.9	19.00	27.90
				2	875	23.8	19.2		15.25
YXT24B21S	TMLV100C16MP11C	21.0	CF/CM/CU60C	1	625	20.6	15.6	19.00	28.10
				2	875	23.8	19.2		15.25
YXT24B21S	TMLV100C16MP12C	21.0	CF/CM/CU24C	1	625	19.9	15.5	17.75	26.80
				2	875	23.4	19.5		14.50
YXT24B21S	TMLV100C16MP12C	21.0	CF/CM/CU30C	1	625	20.2	15.5	18.50	27.30
				2	875	23.6	19.2		15.00
YXT24B21S	TMLV100C16MP12C	21.0	CF/CM/CU36C	1	625	20.4	15.6	18.50	27.65
				2	875	23.8	19.3		15.00
YXT24B21S	TMLV100C16MP12C	21.0	CF/CM/CU42C	1	625	20.4	15.6	18.75	27.80
				2	875	23.8	19.4		15.00
YXT24B21S	TMLV100C16MP12C	21.0	CF/CM/CU48C	1	625	20.4	15.9	19.00	27.90
				2	875	23.8	19.2		15.25
YXT24B21S	TMLV100C16MP12C	21.0	CF/CM/CU60C	1	625	20.6	15.6	19.00	28.10
				2	875	23.8	19.2		15.25
YXT24B21S	TMLV100C16MP12C	21.0	CF/CM/CU24C	1	625	19.9	15.5	17.75	26.80
				2	875	23.4	19.5		14.50
YXT24B21S	TMLV100C16MP12C	21.0	CF/CM/CU30C	1	625	20.2	15.5	18.50	27.30
				2	875	23.6	19.2		15.00
YXT24B21S	TMLV100C16MP12C	21.0	CF/CM/CU36C	1	625	20.4	15.6	18.50	27.65
				2	875	23.8	19.3		15.00
YXT24B21S	TMLV100C16MP12C	21.0	CF/CM/CU42C	1	625	20.4	15.6	18.75	27.80
				2	875	23.8	19.4		15.00
YXT24B21S	TMLV100C16MP12C	21.0	CF/CM/CU48C	1	625	20.4	15.9	19.00	27.90
				2	875	23.8	19.2		15.25
YXT24B21S	TMLV100C16MP12C	21.0	CF/CM/CU60C	1	625	20.6	15.6	19.00	28.10
				2	875	23.8	19.2		15.25
YXT24B21S	TMLX060A12MP11	14.5	CF/CM/CU24A	1	650	20.0	15.8	17.00	25.50
				2	675	22.4	16.6		14.00
YXT24B21S	TMLX060A12MP11	14.5	CF/CM/CU30A	1	625	20.0	15.3	17.50	25.85
				2	675	23.0	17.1		14.25
YXT24B21S	TMLX060A12MP11	14.5	CF/CM36A	1	650	20.4	15.9	17.75	26.25
				2	700	23.4	17.9		14.50
YXT24B21S	TMLX080B12MP11	17.5	CF/CM/CU24B	1	675	20.2	16.1	17.25	26.05
				2	775	23.0	18.1		14.50

COOLING CAPACITY - With High Efficiency Motor Furnaces¹ (Continued)

UNIT MODEL	FURNACE		COIL MODEL ²	STAGE	COOLING				
	MODEL	WIDTH			RATED CFM	NET MBH		SEER	EER
						TOTAL	SENS.		
YXT24B21S	TMLX080B12MP11	17.5	CF/CM/CU30B	1	675	20.2	16.2	17.75	26.30
				2	775	23.6	18.6		14.50
YXT24B21S	TMLX080B12MP11	17.5	CF/CM/CU36B	1	675	20.4	16.0	18.00	26.70
				2	775	23.8	18.8		14.75
YXT24B21S	TMLX080B12MP11	17.5	CF42B	1	675	20.6	16.3	18.25	26.90
				2	750	23.8	18.4		14.75
YXT24B21S	TP9C060B12MP12C	17.5	CF/CM/CU24B	1	575	19.6	14.7	17.25	26.10
				2	875	23.2	19.4		14.00
YXT24B21S	TP9C060B12MP12C	17.5	CF/CM/CU30B	1	575	19.8	14.8	17.75	26.50
				2	875	23.6	19.3		14.25
YXT24B21S	TP9C060B12MP12C	17.5	CF/CM/CU36B	1	575	19.9	15.2	18.25	26.65
				2	875	23.8	19.3		14.50
YXT24B21S	TP9C060B12MP12C	17.5	CF42B	1	575	20.0	14.8	18.25	26.90
				2	875	23.8	19.3		14.25
YXT24B21S	TP9C060B12MP13C	17.5	CF/CM/CU24B	1	575	19.6	14.7	17.25	26.10
				2	875	23.2	19.4		14.00
YXT24B21S	TP9C060B12MP13C	17.5	CF/CM/CU30B	1	575	19.8	14.8	17.75	26.50
				2	875	23.6	19.3		14.25
YXT24B21S	TP9C060B12MP13C	17.5	CF/CM/CU36B	1	575	19.9	15.2	18.25	26.65
				2	875	23.8	19.3		14.50
YXT24B21S	TP9C060B12MP13C	17.5	CF42B	1	575	20.0	14.8	18.25	26.90
				2	875	23.8	19.3		14.25
YXT24B21S	TP9C080B12MP12C	17.5	CF/CM/CU24B	1	600	19.8	15.0	17.50	26.35
				2	850	23.2	19.0		14.25
YXT24B21S	TP9C080B12MP12C	17.5	CF/CM/CU30B	1	600	20.0	15.2	18.00	26.75
				2	875	23.6	19.1		14.50
YXT24B21S	TP9C080B12MP12C	17.5	CF/CM/CU36B	1	600	20.0	15.3	18.50	26.85
				2	850	23.8	19.1		14.75
YXT24B21S	TP9C080B12MP12C	17.5	CF42B	1	600	20.2	15.1	18.50	27.25
				2	875	23.8	19.3		14.50
YXT24B21S	TP9C080B12MP13C	17.5	CF/CM/CU24B	1	600	19.8	15.0	17.50	26.35
				2	850	23.2	19.0		14.25
YXT24B21S	TP9C080B12MP13C	17.5	CF/CM/CU30B	1	600	20.0	15.2	18.00	26.75
				2	875	23.6	19.1		14.50
YXT24B21S	TP9C080B12MP13C	17.5	CF/CM/CU36B	1	600	20.0	15.3	18.50	26.85
				2	850	23.8	19.1		14.75
YXT24B21S	TP9C080B12MP13C	17.5	CF42B	1	600	20.2	15.1	18.50	27.25
				2	875	23.8	19.3		14.50
YXT24B21S	TP9C100C16MP12C	21.0	CF/CM/CU30C	1	675	20.2	16.1	18.25	27.10
				2	900	23.6	19.3		14.75
YXT24B21S	TP9C100C16MP12C	21.0	CF/CM/CU36C	1	675	20.6	16.2	18.50	27.65
				2	900	23.8	19.7		15.00
YXT24B21S	TP9C100C16MP12C	21.0	CF/CM/CU42C	1	675	20.6	16.3	18.75	27.80
				2	900	23.8	19.6		15.00
YXT24B21S	TP9C100C16MP12C	21.0	CF/CM/CU48C	1	675	20.8	16.4	19.25	28.05
				2	900	23.8	19.6		15.25
YXT24B21S	TP9C100C16MP13C	21.0	CF/CM/CU30C	1	675	20.2	16.1	18.25	27.10
				2	900	23.6	19.3		14.75
YXT24B21S	TP9C100C16MP13C	21.0	CF/CM/CU36C	1	675	20.6	16.2	18.50	27.65
				2	900	23.8	19.7		15.00
YXT24B21S	TP9C100C16MP13C	21.0	CF/CM/CU42C	1	675	20.6	16.3	18.75	27.80
				2	900	23.8	19.6		15.00

COOLING CAPACITY - With High Efficiency Motor Furnaces¹ (Continued)

UNIT MODEL	FURNACE		COIL MODEL ²	STAGE	COOLING				
	MODEL	WIDTH			RATED CFM	NET MBH		SEER	EER
						TOTAL	SENS.		
YXT24B21S	TP9C100C16MP13C	21.0	CF/CM/CU48C	1	675	20.8	16.4	19.25	28.05
				2	900	23.8	19.6		15.25
YXT24B21S	TPLC060A12MP12C	14.5	CF/CM/CU24A	1	550	19.5	14.5	17.25	26.00
				2	725	22.8	17.5		14.25
YXT24B21S	TPLC060A12MP12C	14.5	CF/CM/CU30A	1	625	20.2	15.5	17.75	26.45
				2	875	23.6	19.2		14.00
YXT24B21S	TPLC060A12MP12C	14.5	CF/CM36A	1	575	19.9	15.2	18.00	26.60
				2	800	23.8	18.7		14.50
YXT24B21S	TPLC060A12MP13C	14.5	CF/CM/CU24A	1	550	19.5	14.5	17.25	26.00
				2	725	22.8	17.5		14.25
YXT24B21S	TPLC060A12MP13C	14.5	CF/CM/CU30A	1	625	20.2	15.5	17.75	26.45
				2	875	23.6	19.2		14.00
YXT24B21S	TPLC060A12MP13C	14.5	CF/CM36A	1	575	19.9	15.2	18.00	26.60
				2	800	23.8	18.7		14.50
YXT24B21S	TPLC080B12MP12C	17.5	CF/CM/CU24B	1	550	19.5	14.4	17.25	25.85
				2	825	23.0	18.5		14.00
YXT24B21S	TPLC080B12MP12C	17.5	CF/CM/CU30B	1	550	19.7	14.4	17.75	26.35
				2	825	23.6	18.8		14.25
YXT24B21S	TPLC080B12MP12C	17.5	CF/CM/CU36B	1	550	19.6	14.7	18.00	26.25
				2	825	23.8	18.9		14.50
YXT24B21S	TPLC080B12MP12C	17.5	CF42B	1	600	20.2	15.1	18.25	26.90
				2	900	23.8	19.5		14.25
YXT24B21S	TPLC080B12MP13C	17.5	CF/CM/CU24B	1	550	19.5	14.4	17.25	25.85
				2	825	23.0	18.5		14.00
YXT24B21S	TPLC080B12MP13C	17.5	CF/CM/CU30B	1	550	19.7	14.4	17.75	26.35
				2	825	23.6	18.8		14.25
YXT24B21S	TPLC080B12MP13C	17.5	CF/CM/CU36B	1	550	19.6	14.7	18.00	26.25
				2	825	23.8	18.9		14.50
YXT24B21S	TPLC080B12MP13C	17.5	CF42B	1	600	20.2	15.1	18.25	26.90
				2	900	23.8	19.5		14.25
YXT24B21S	TPLC080C16MP12C	21.0	CF/CM/CU24C	1	625	19.9	15.5	17.75	26.80
				2	875	23.4	19.5		14.50
YXT24B21S	TPLC080C16MP12C	21.0	CF/CM/CU30C	1	625	20.2	15.5	18.50	27.30
				2	875	23.6	19.2		15.00
YXT24B21S	TPLC080C16MP12C	21.0	CF/CM/CU36C	1	625	20.4	15.6	18.50	27.65
				2	875	23.8	19.3		15.00
YXT24B21S	TPLC080C16MP12C	21.0	CF/CM/CU42C	1	625	20.4	15.6	18.75	27.80
				2	875	23.8	19.4		15.00
YXT24B21S	TPLC080C16MP12C	21.0	CF/CM/CU48C	1	625	20.4	15.9	19.00	27.90
				2	875	23.8	19.2		15.25
YXT24B21S	TPLC080C16MP12C	21.0	CF/CM/CU60C	1	625	20.6	15.6	19.00	28.10
				2	875	23.8	19.2		15.25
YXT24B21S	TPLC080C16MP13C	21.0	CF/CM/CU24C	1	625	19.9	15.5	17.75	26.80
				2	875	23.4	19.5		14.50
YXT24B21S	TPLC080C16MP13C	21.0	CF/CM/CU30C	1	625	20.2	15.5	18.50	27.30
				2	875	23.6	19.2		15.00
YXT24B21S	TPLC080C16MP13C	21.0	CF/CM/CU36C	1	625	20.4	15.6	18.50	27.65
				2	875	23.8	19.3		15.00
YXT24B21S	TPLC080C16MP13C	21.0	CF/CM/CU42C	1	625	20.4	15.6	18.75	27.80
				2	875	23.8	19.4		15.00
YXT24B21S	TPLC080C16MP13C	21.0	CF/CM/CU48C	1	625	20.4	15.9	19.00	27.90
				2	875	23.8	19.2		15.25

COOLING CAPACITY - With High Efficiency Motor Furnaces¹ (Continued)

UNIT MODEL	FURNACE		COIL MODEL ²	STAGE	COOLING				
	MODEL	WIDTH			RATED CFM	NET MBH		SEER	EER
						TOTAL	SENS.		
YXT24B21S	TPLC080C16MP13C	21.0	CF/CM/CU60C	1	625	20.6	15.6	19.00	28.10
				2	875	23.8	19.2		15.25
YXT24B21S	TPLC100C16MP12C	21.0	CF/CM/CU24C	1	625	19.9	15.5	17.75	26.80
				2	875	23.4	19.5		14.50
YXT24B21S	TPLC100C16MP12C	21.0	CF/CM/CU30C	1	625	20.2	15.5	18.50	27.30
				2	875	23.6	19.2		15.00
YXT24B21S	TPLC100C16MP12C	21.0	CF/CM/CU36C	1	625	20.4	15.6	18.50	27.65
				2	875	23.8	19.3		15.00
YXT24B21S	TPLC100C16MP12C	21.0	CF/CM/CU42C	1	625	20.4	15.6	18.75	27.80
				2	875	23.8	19.4		15.00
YXT24B21S	TPLC100C16MP12C	21.0	CF/CM/CU48C	1	625	20.4	15.9	19.00	27.90
				2	875	23.8	19.2		15.25
YXT24B21S	TPLC100C16MP12C	21.0	CF/CM/CU60C	1	625	20.6	15.6	19.00	28.10
				2	875	23.8	19.2		15.25
YXT24B21S	TPLC100C16MP13C	21.0	CF/CM/CU24C	1	625	19.9	15.5	17.75	26.80
				2	875	23.4	19.5		14.50
YXT24B21S	TPLC100C16MP13C	21.0	CF/CM/CU30C	1	625	20.2	15.5	18.50	27.30
				2	875	23.6	19.2		15.00
YXT24B21S	TPLC100C16MP13C	21.0	CF/CM/CU36C	1	625	20.4	15.6	18.50	27.65
				2	875	23.8	19.3		15.00
YXT24B21S	TPLC100C16MP13C	21.0	CF/CM/CU42C	1	625	20.4	15.6	18.75	27.80
				2	875	23.8	19.4		15.00
YXT24B21S	TPLC100C16MP13C	21.0	CF/CM/CU48C	1	625	20.4	15.9	19.00	27.90
				2	875	23.8	19.2		15.25
YXT24B21S	TPLC100C16MP13C	21.0	CF/CM/CU60C	1	625	20.6	15.6	19.00	28.10
				2	875	23.8	19.2		15.25
YXT24B21S	YP9C060B12MP12C	17.5	CF/CM/CU24B	1	575	19.6	14.7	17.25	26.10
				2	875	23.2	19.4		14.00
YXT24B21S	YP9C060B12MP12C	17.5	CF/CM/CU30B	1	575	19.8	14.8	17.75	26.50
				2	875	23.6	19.3		14.25
YXT24B21S	YP9C060B12MP12C	17.5	CF/CM/CU36B	1	575	19.9	15.2	18.25	26.65
				2	875	23.8	19.3		14.50
YXT24B21S	YP9C060B12MP12C	17.5	CF42B	1	575	20.0	14.8	18.25	26.90
				2	875	23.8	19.3		14.25
YXT24B21S	YP9C060B12MP13C	17.5	CF/CM/CU24B	1	575	19.6	14.7	17.25	26.10
				2	875	23.2	19.4		14.00
YXT24B21S	YP9C060B12MP13C	17.5	CF/CM/CU30B	1	575	19.8	14.8	17.75	26.50
				2	875	23.6	19.3		14.25
YXT24B21S	YP9C060B12MP13C	17.5	CF/CM/CU36B	1	575	19.9	15.2	18.25	26.65
				2	875	23.8	19.3		14.50
YXT24B21S	YP9C060B12MP13C	17.5	CF42B	1	575	20.0	14.8	18.25	26.90
				2	875	23.8	19.3		14.25
YXT24B21S	YP9C080B12MP12C	17.5	CF/CM/CU24B	1	600	19.8	15.0	17.50	26.35
				2	850	23.2	19.0		14.25
YXT24B21S	YP9C080B12MP12C	17.5	CF/CM/CU30B	1	600	20.0	15.2	18.00	26.75
				2	875	23.6	19.1		14.50
YXT24B21S	YP9C080B12MP12C	17.5	CF/CM/CU36B	1	600	20.0	15.3	18.50	26.85
				2	850	23.8	19.1		14.75
YXT24B21S	YP9C080B12MP12C	17.5	CF42B	1	600	20.2	15.1	18.50	27.25
				2	875	23.8	19.3		14.50
YXT24B21S	YP9C080B12MP13C	17.5	CF/CM/CU24B	1	600	19.8	15.0	17.50	26.35
				2	850	23.2	19.0		14.25

COOLING CAPACITY - With High Efficiency Motor Furnaces¹ (Continued)

UNIT MODEL	FURNACE		COIL MODEL ²	STAGE	COOLING				
	MODEL	WIDTH			RATED CFM	NET MBH		SEER	EER
						TOTAL	SENS.		
YXT24B21S	YP9C080B12MP13C	17.5	CF/CM/CU30B	1	600	20.0	15.2	18.00	26.75
				2	875	23.6	19.1		14.50
YXT24B21S	YP9C080B12MP13C	17.5	CF/CM/CU36B	1	600	20.0	15.3	18.50	26.85
				2	850	23.8	19.1		14.75
YXT24B21S	YP9C080B12MP13C	17.5	CF42B	1	600	20.2	15.1	18.50	27.25
				2	875	23.8	19.3		14.50
YXT24B21S	YP9C100C16MP12C	21.0	CF/CM/CU30C	1	675	20.2	16.1	18.25	27.10
				2	900	23.6	19.3		14.75
YXT24B21S	YP9C100C16MP12C	21.0	CF/CM/CU36C	1	675	20.6	16.2	18.50	27.65
				2	900	23.8	19.7		15.00
YXT24B21S	YP9C100C16MP12C	21.0	CF/CM/CU42C	1	675	20.6	16.3	18.75	27.80
				2	900	23.8	19.6		15.00
YXT24B21S	YP9C100C16MP12C	21.0	CF/CM/CU48C	1	675	20.8	16.4	19.25	28.05
				2	900	23.8	19.6		15.25
YXT24B21S	YP9C100C16MP13C	21.0	CF/CM/CU30C	1	675	20.2	16.1	18.25	27.10
				2	900	23.6	19.3		14.75
YXT24B21S	YP9C100C16MP13C	21.0	CF/CM/CU36C	1	675	20.6	16.2	18.50	27.65
				2	900	23.8	19.7		15.00
YXT24B21S	YP9C100C16MP13C	21.0	CF/CM/CU42C	1	675	20.6	16.3	18.75	27.80
				2	900	23.8	19.6		15.00
YXT24B21S	YP9C100C16MP13C	21.0	CF/CM/CU48C	1	675	20.8	16.4	19.25	28.05
				2	900	23.8	19.6		15.25
YXT24B21S	YPLC060A12MP12C	14.5	CF/CM/CU24A	1	550	19.5	14.5	17.25	26.00
				2	725	22.8	17.5		14.25
YXT24B21S	YPLC060A12MP12C	14.5	CF/CM/CU30A	1	625	20.2	15.5	17.75	26.45
				2	875	23.6	19.2		14.00
YXT24B21S	YPLC060A12MP12C	14.5	CF/CM36A	1	575	19.9	15.2	18.00	26.60
				2	800	23.8	18.7		14.50
YXT24B21S	YPLC060A12MP13C	14.5	CF/CM/CU24A	1	550	19.5	14.5	17.25	26.00
				2	725	22.8	17.5		14.25
YXT24B21S	YPLC060A12MP13C	14.5	CF/CM/CU30A	1	625	20.2	15.5	17.75	26.45
				2	875	23.6	19.2		14.00
YXT24B21S	YPLC060A12MP13C	14.5	CF/CM36A	1	575	19.9	15.2	18.00	26.60
				2	800	23.8	18.7		14.50
YXT24B21S	YPLC080B12MP12C	17.5	CF/CM/CU24B	1	550	19.5	14.4	17.25	25.85
				2	825	23.0	18.5		14.00
YXT24B21S	YPLC080B12MP12C	17.5	CF/CM/CU30B	1	550	19.7	14.4	17.75	26.35
				2	825	23.6	18.8		14.25
YXT24B21S	YPLC080B12MP12C	17.5	CF/CM/CU36B	1	550	19.6	14.7	18.00	26.25
				2	825	23.8	18.9		14.50
YXT24B21S	YPLC080B12MP12C	17.5	CF42B	1	600	20.2	15.1	18.25	26.90
				2	900	23.8	19.5		14.25
YXT24B21S	YPLC080B12MP13C	17.5	CF/CM/CU24B	1	550	19.5	14.4	17.25	25.85
				2	825	23.0	18.5		14.00
YXT24B21S	YPLC080B12MP13C	17.5	CF/CM/CU30B	1	550	19.7	14.4	17.75	26.35
				2	825	23.6	18.8		14.25
YXT24B21S	YPLC080B12MP13C	17.5	CF/CM/CU36B	1	550	19.6	14.7	18.00	26.25
				2	825	23.8	18.9		14.50
YXT24B21S	YPLC080B12MP13C	17.5	CF42B	1	600	20.2	15.1	18.25	26.90
				2	900	23.8	19.5		14.25
YXT24B21S	YPLC080C16MP12C	21.0	CF/CM/CU24C	1	625	19.9	15.5	17.75	26.80
				2	875	23.4	19.5		14.50

COOLING CAPACITY - With High Efficiency Motor Furnaces¹ (Continued)

UNIT MODEL	FURNACE		COIL MODEL ²	STAGE	COOLING				
	MODEL	WIDTH			RATED CFM	NET MBH		SEER	EER
						TOTAL	SENS.		
YXT24B21S	YPLC080C16MP12C	21.0	CF/CM/CU30C	1	625	20.2	15.5	18.50	27.30
				2	875	23.6	19.2		15.00
YXT24B21S	YPLC080C16MP12C	21.0	CF/CM/CU36C	1	625	20.4	15.6	18.50	27.65
				2	875	23.8	19.3		15.00
YXT24B21S	YPLC080C16MP12C	21.0	CF/CM/CU42C	1	625	20.4	15.6	18.75	27.80
				2	875	23.8	19.4		15.00
YXT24B21S	YPLC080C16MP12C	21.0	CF/CM/CU48C	1	625	20.4	15.9	19.00	27.90
				2	875	23.8	19.2		15.25
YXT24B21S	YPLC080C16MP12C	21.0	CF/CM/CU60C	1	625	20.6	15.6	19.00	28.10
				2	875	23.8	19.2		15.25
YXT24B21S	YPLC080C16MP13C	21.0	CF/CM/CU24C	1	625	19.9	15.5	17.75	26.80
				2	875	23.4	19.5		14.50
YXT24B21S	YPLC080C16MP13C	21.0	CF/CM/CU30C	1	625	20.2	15.5	18.50	27.30
				2	875	23.6	19.2		15.00
YXT24B21S	YPLC080C16MP13C	21.0	CF/CM/CU36C	1	625	20.4	15.6	18.50	27.65
				2	875	23.8	19.3		15.00
YXT24B21S	YPLC080C16MP13C	21.0	CF/CM/CU42C	1	625	20.4	15.6	18.75	27.80
				2	875	23.8	19.4		15.00
YXT24B21S	YPLC080C16MP13C	21.0	CF/CM/CU48C	1	625	20.4	15.9	19.00	27.90
				2	875	23.8	19.2		15.25
YXT24B21S	YPLC080C16MP13C	21.0	CF/CM/CU60C	1	625	20.6	15.6	19.00	28.10
				2	875	23.8	19.2		15.25
YXT24B21S	YPLC100C16MP12C	21.0	CF/CM/CU24C	1	625	19.9	15.5	17.75	26.80
				2	875	23.4	19.5		14.50
YXT24B21S	YPLC100C16MP12C	21.0	CF/CM/CU30C	1	625	20.2	15.5	18.50	27.30
				2	875	23.6	19.2		15.00
YXT24B21S	YPLC100C16MP12C	21.0	CF/CM/CU36C	1	625	20.4	15.6	18.50	27.65
				2	875	23.8	19.3		15.00
YXT24B21S	YPLC100C16MP12C	21.0	CF/CM/CU42C	1	625	20.4	15.6	18.75	27.80
				2	875	23.8	19.4		15.00
YXT24B21S	YPLC100C16MP12C	21.0	CF/CM/CU48C	1	625	20.4	15.9	19.00	27.90
				2	875	23.8	19.2		15.25
YXT24B21S	YPLC100C16MP12C	21.0	CF/CM/CU60C	1	625	20.6	15.6	19.00	28.10
				2	875	23.8	19.2		15.25
YXT24B21S	YPLC100C16MP13C	21.0	CF/CM/CU24C	1	625	19.9	15.5	17.75	26.80
				2	875	23.4	19.5		14.50
YXT24B21S	YPLC100C16MP13C	21.0	CF/CM/CU30C	1	625	20.2	15.5	18.50	27.30
				2	875	23.6	19.2		15.00
YXT24B21S	YPLC100C16MP13C	21.0	CF/CM/CU36C	1	625	20.4	15.6	18.50	27.65
				2	875	23.8	19.3		15.00
YXT24B21S	YPLC100C16MP13C	21.0	CF/CM/CU42C	1	625	20.4	15.6	18.75	27.80
				2	875	23.8	19.4		15.00
YXT24B21S	YPLC100C16MP13C	21.0	CF/CM/CU48C	1	625	20.4	15.9	19.00	27.90
				2	875	23.8	19.2		15.25
YXT24B21S	YPLC100C16MP13C	21.0	CF/CM/CU60C	1	625	20.6	15.6	19.00	28.10
				2	875	23.8	19.2		15.25
YXT24B21S	YPLC100C16MP13C	21.0	CF/CM/CU24C	1	625	19.9	15.5	17.75	26.80
				2	875	23.4	19.5		14.50
YXT24B21S	YPLC100C16MP13C	21.0	CF/CM/CU30C	1	625	20.2	15.5	18.50	27.30
				2	875	23.6	19.2		15.00
YXT24B21S	YPLC100C16MP13C	21.0	CF/CM/CU36C	1	625	20.4	15.6	18.50	27.65
				2	875	23.8	19.3		15.00
YXT24B21S	YPLC100C16MP13C	21.0	CF/CM/CU42C	1	625	20.4	15.6	18.75	27.80
				2	875	23.8	19.4		15.00
YXT24B21S	YPLC100C16MP13C	21.0	CF/CM/CU48C	1	625	20.4	15.9	19.00	27.90
				2	875	23.8	19.2		15.25
YXT24B21S	YPLC100C16MP13C	21.0	CF/CM/CU60C	1	625	20.6	15.6	19.00	28.10
				2	875	23.8	19.2		15.25
YXT36B21S	TM8V080C16MP11C	21.0	CF/CM/CU36C	1	850	28.8	21.8	17.50	24.55
				2	1275	35.4	29.0		13.50
YXT36B21S	TM8V080C16MP11C	21.0	CF/CM/CU42C	1	850	29.2	21.4	17.50	25.10
				2	1275	35.6	29.0		13.75
YXT36B21S	TM8V080C16MP11C	21.0	CF/CM/CU48C	1	825	28.8	21.4	17.50	24.90
				2	1200	35.6	28.6		13.75

COOLING CAPACITY - With High Efficiency Motor Furnaces¹ (Continued)

UNIT MODEL	FURNACE		COIL MODEL ²	STAGE	COOLING				
	MODEL	WIDTH			RATED CFM	NET MBH		SEER	EER
						TOTAL	SENS.		
YXT36B21S	TM8V080C16MP11C	21.0	CF/CM/CU60C	1	850	29.0	21.8	17.75	25.00
				2	1275	36.0	29.0		13.75
YXT36B21S	TM8V080C16MP11C	21.0	CF/CM64D	1	850	29.4	22.0	17.75	25.50
				2	1275	36.0	28.8		14.00
YXT36B21S	TM8V080C16MP12C	21.0	CF/CM/CU36C	1	850	28.8	21.8	17.50	24.55
				2	1275	35.4	29.0		13.50
YXT36B21S	TM8V080C16MP12C	21.0	CF/CM/CU42C	1	850	29.2	21.4	17.50	25.10
				2	1275	35.6	29.0		13.75
YXT36B21S	TM8V080C16MP12C	21.0	CF/CM/CU48C	1	825	28.8	21.4	17.50	24.90
				2	1200	35.6	28.6		13.75
YXT36B21S	TM8V080C16MP12C	21.0	CF/CM/CU60C	1	850	29.0	21.8	17.75	25.00
				2	1275	36.0	29.0		13.75
YXT36B21S	TM8V080C16MP12C	21.0	CF/CM64D	1	850	29.4	22.0	17.75	25.50
				2	1275	36.0	28.8		14.00
YXT36B21S	TM8V100C16MP11C	21.0	CF/CM/CU36C	1	850	28.8	21.8	17.50	24.55
				2	1275	35.4	29.0		13.50
YXT36B21S	TM8V100C16MP11C	21.0	CF/CM/CU42C	1	850	29.2	21.4	17.50	25.10
				2	1275	35.6	29.0		13.75
YXT36B21S	TM8V100C16MP11C	21.0	CF/CM/CU48C	1	825	28.8	21.4	17.50	24.90
				2	1200	35.6	28.6		13.75
YXT36B21S	TM8V100C16MP11C	21.0	CF/CM/CU60C	1	850	29.0	21.8	17.75	25.00
				2	1275	36.0	29.0		13.75
YXT36B21S	TM8V100C16MP11C	21.0	CF/CM64D	1	850	29.4	22.0	17.75	25.50
				2	1275	36.0	28.8		14.00
YXT36B21S	TM8V100C16MP12C	21.0	CF/CM/CU36C	1	850	28.8	21.8	17.50	24.55
				2	1275	35.4	29.0		13.50
YXT36B21S	TM8V100C16MP12C	21.0	CF/CM/CU42C	1	850	29.2	21.4	17.50	25.10
				2	1275	35.6	29.0		13.75
YXT36B21S	TM8V100C16MP12C	21.0	CF/CM/CU48C	1	825	28.8	21.4	17.50	24.90
				2	1200	35.6	28.6		13.75
YXT36B21S	TM8V100C16MP12C	21.0	CF/CM/CU60C	1	850	29.0	21.8	17.75	25.00
				2	1275	36.0	29.0		13.75
YXT36B21S	TM8V100C16MP12C	21.0	CF/CM64D	1	850	29.4	22.0	17.75	25.50
				2	1275	36.0	28.8		14.00
YXT36B21S	TM8V100C20MP11C	21.0	CF/CM/CU36C	1	850	28.8	21.8	17.50	24.75
				2	1225	35.4	28.8		14.00
YXT36B21S	TM8V100C20MP11C	21.0	CF/CM/CU42C	1	875	29.4	22.2	17.75	25.50
				2	1325	36.0	29.4		14.00
YXT36B21S	TM8V100C20MP11C	21.0	CF/CM/CU48C	1	875	29.4	22.4	17.75	25.45
				2	1225	35.8	28.8		14.00
YXT36B21S	TM8V100C20MP11C	21.0	CF/CM/CU60C	1	875	29.4	22.0	17.75	25.75
				2	1325	36.0	29.6		14.00
YXT36B21S	TM8V100C20MP11C	21.0	CF/CM64D	1	925	30.0	23.0	18.25	26.20
				2	1375	36.0	29.4		14.25
YXT36B21S	TM8V100C20MP12C	21.0	CF/CM/CU36C	1	850	28.8	21.8	17.50	24.75
				2	1225	35.4	28.8		14.00
YXT36B21S	TM8V100C20MP12C	21.0	CF/CM/CU42C	1	875	29.4	22.2	17.75	25.50
				2	1325	36.0	29.4		14.00
YXT36B21S	TM8V100C20MP12C	21.0	CF/CM/CU48C	1	875	29.4	22.4	17.75	25.45
				2	1225	35.8	28.8		14.00
YXT36B21S	TM8V100C20MP12C	21.0	CF/CM/CU60C	1	875	29.4	22.0	17.75	25.75
				2	1325	36.0	29.6		14.00

COOLING CAPACITY - With High Efficiency Motor Furnaces¹ (Continued)

UNIT MODEL	FURNACE		COIL MODEL ²	STAGE	COOLING				
	MODEL	WIDTH			RATED CFM	NET MBH		SEER	EER
						TOTAL	SENS.		
YXT36B21S	TM8V100C20MP12C	21.0	CF/CM64D	1	925	30.0	23.0	18.25	26.20
				2	1375	36.0	29.4		14.25
YXT36B21S	TM8V120C20MP11C	21.0	CF/CM/CU36C	1	850	28.8	21.8	17.50	24.75
				2	1225	35.4	28.8		14.00
YXT36B21S	TM8V120C20MP11C	21.0	CF/CM/CU42C	1	875	29.4	22.2	17.75	25.50
				2	1325	36.0	29.4		14.00
YXT36B21S	TM8V120C20MP11C	21.0	CF/CM/CU48C	1	875	29.4	22.4	17.75	25.45
				2	1225	35.8	28.8		14.00
YXT36B21S	TM8V120C20MP11C	21.0	CF/CM/CU60C	1	875	29.4	22.0	17.75	25.75
				2	1325	36.0	29.6		14.00
YXT36B21S	TM8V120C20MP11C	21.0	CF/CM64D	1	925	30.0	23.0	18.25	26.20
				2	1375	36.0	29.4		14.25
YXT36B21S	TM8V120C20MP12C	21.0	CF/CM/CU36C	1	850	28.8	21.8	17.50	24.75
				2	1225	35.4	28.8		14.00
YXT36B21S	TM8V120C20MP12C	21.0	CF/CM/CU42C	1	875	29.4	22.2	17.75	25.50
				2	1325	36.0	29.4		14.00
YXT36B21S	TM8V120C20MP12C	21.0	CF/CM/CU48C	1	875	29.4	22.4	17.75	25.45
				2	1225	35.8	28.8		14.00
YXT36B21S	TM8V120C20MP12C	21.0	CF/CM/CU60C	1	875	29.4	22.0	17.75	25.75
				2	1325	36.0	29.6		14.00
YXT36B21S	TM8V120C20MP12C	21.0	CF/CM64D	1	925	30.0	23.0	18.25	26.20
				2	1375	36.0	29.4		14.25
YXT36B21S	TM8X060A12MP11	14.5	CF/CM36A	1	925	28.8	22.8	16.25	22.45
				2	1075	34.4	26.2		13.00
YXT36B21S	TM8X080B12MP11	17.5	CF/CM/CU36B	1	1000	29.4	23.4	16.75	23.40
				2	1175	34.8	27.8		13.25
YXT36B21S	TM8X080B12MP11	17.5	CF42B	1	1000	29.8	23.2	16.75	23.85
				2	1150	35.2	27.2		13.50
YXT36B21S	TM8X080C16MP11	21.0	CF/CM/CU36C	1	1000	29.6	23.8	17.25	24.55
				2	1150	35.2	27.8		14.00
YXT36B21S	TM8X080C16MP11	21.0	CF/CM/CU42C	1	1000	30.0	23.4	17.50	25.05
				2	1150	35.6	27.4		14.00
YXT36B21S	TM8X080C16MP11	21.0	CF/CM/CU48C	1	1000	30.2	23.6	17.50	25.25
				2	1150	35.4	28.0		14.00
YXT36B21S	TM8X080C16MP11	21.0	CF/CM/CU60C	1	1000	30.0	23.4	17.75	25.15
				2	1150	35.8	27.8		14.25
YXT36B21S	TM8X080C16MP11	21.0	CF/CM64D	1	1000	30.4	23.8	17.75	25.55
				2	1150	36.0	27.6		14.25
YXT36B21S	TM8X100C16MP11	21.0	CF/CM/CU36C	1	1000	29.6	23.8	17.25	24.55
				2	1150	35.2	27.8		14.00
YXT36B21S	TM8X100C16MP11	21.0	CF/CM/CU42C	1	1000	30.0	23.4	17.50	25.05
				2	1150	35.6	27.4		14.00
YXT36B21S	TM8X100C16MP11	21.0	CF/CM/CU48C	1	1000	30.2	23.6	17.50	25.25
				2	1150	35.4	28.0		14.00
YXT36B21S	TM8X100C16MP11	21.0	CF/CM/CU60C	1	1000	30.0	23.4	17.75	25.15
				2	1150	35.8	27.8		14.25
YXT36B21S	TM8X100C16MP11	21.0	CF/CM64D	1	1000	30.4	23.8	17.75	25.55
				2	1150	36.0	27.6		14.25
YXT36B21S	TM8X100C20MP11	21.0	CF/CM/CU36C	1	1025	29.8	23.6	17.50	24.95
				2	1225	35.4	28.8		14.00
YXT36B21S	TM8X100C20MP11	21.0	CF/CM/CU42C	1	1025	30.0	23.8	17.75	25.25
				2	1225	36.0	28.2		14.25

COOLING CAPACITY - With High Efficiency Motor Furnaces¹ (Continued)

UNIT MODEL	FURNACE		COIL MODEL ²	STAGE	COOLING				
	MODEL	WIDTH			RATED CFM	NET MBH		SEER	EER
						TOTAL	SENS.		
YXT36B21S	TM8X100C20MP11	21.0	CF/CM/CU48C	1	1050	30.2	24.2	18.00	25.50
				2	1225	35.8	28.8		14.25
YXT36B21S	TM8X100C20MP11	21.0	CF/CM/CU60C	1	1025	30.2	24.0	17.75	25.45
				2	1225	36.0	28.6		14.25
YXT36B21S	TM8X100C20MP11	21.0	CF/CM64D	1	1025	30.4	24.0	18.00	25.95
				2	1225	36.0	28.4		14.50
YXT36B21S	TM8X120C20MP11	21.0	CF/CM/CU36C	1	1025	29.8	23.6	17.50	24.95
				2	1225	35.4	28.8		14.00
YXT36B21S	TM8X120C20MP11	21.0	CF/CM/CU42C	1	1025	30.0	23.8	17.75	25.25
				2	1225	36.0	28.2		14.25
YXT36B21S	TM8X120C20MP11	21.0	CF/CM/CU48C	1	1050	30.2	24.2	18.00	25.50
				2	1225	35.8	28.8		14.25
YXT36B21S	TM8X120C20MP11	21.0	CF/CM/CU60C	1	1025	30.2	24.0	17.75	25.45
				2	1225	36.0	28.6		14.25
YXT36B21S	TM8X120C20MP11	21.0	CF/CM64D	1	1025	30.4	24.0	18.00	25.95
				2	1225	36.0	28.4		14.50
YXT36B21S	TM8Y060A12MP11	14.5	CF/CM36A	1	925	28.8	22.8	16.25	22.45
				2	1075	34.4	26.2		13.00
YXT36B21S	TM8Y080B12MP11	17.5	CF/CM/CU36B	1	1000	29.4	23.4	16.75	23.40
				2	1175	34.8	27.8		13.25
YXT36B21S	TM8Y080B12MP11	17.5	CF42B	1	1000	29.8	23.2	16.75	23.85
				2	1150	35.2	27.2		13.50
YXT36B21S	TM8Y080C16MP11	21.0	CF/CM/CU36C	1	1000	29.6	23.8	17.25	24.55
				2	1150	35.2	27.8		14.00
YXT36B21S	TM8Y080C16MP11	21.0	CF/CM/CU42C	1	1000	30.0	23.4	17.50	25.05
				2	1150	35.6	27.4		14.00
YXT36B21S	TM8Y080C16MP11	21.0	CF/CM/CU48C	1	1000	30.2	23.6	17.50	25.25
				2	1150	35.4	28.0		14.00
YXT36B21S	TM8Y080C16MP11	21.0	CF/CM/CU60C	1	1000	30.0	23.4	17.75	25.15
				2	1150	35.8	27.8		14.25
YXT36B21S	TM8Y080C16MP11	21.0	CF/CM64D	1	1000	30.4	23.8	17.75	25.55
				2	1150	36.0	27.6		14.25
YXT36B21S	TM8Y100C16MP11	21.0	CF/CM/CU36C	1	1000	29.6	23.8	17.25	24.55
				2	1150	35.2	27.8		14.00
YXT36B21S	TM8Y100C16MP11	21.0	CF/CM/CU42C	1	1000	30.0	23.4	17.50	25.05
				2	1150	35.6	27.4		14.00
YXT36B21S	TM8Y100C16MP11	21.0	CF/CM/CU48C	1	1000	30.2	23.6	17.50	25.25
				2	1150	35.4	28.0		14.00
YXT36B21S	TM8Y100C16MP11	21.0	CF/CM/CU60C	1	1000	30.0	23.4	17.75	25.15
				2	1150	35.8	27.8		14.25
YXT36B21S	TM8Y100C16MP11	21.0	CF/CM64D	1	1000	30.4	23.8	17.75	25.55
				2	1150	36.0	27.6		14.25
YXT36B21S	TM8Y100C20MP11	21.0	CF/CM/CU36C	1	1025	29.8	23.6	17.50	24.95
				2	1225	35.4	28.8		14.00
YXT36B21S	TM8Y100C20MP11	21.0	CF/CM/CU42C	1	1025	30.0	23.8	17.75	25.25
				2	1225	36.0	28.2		14.25
YXT36B21S	TM8Y100C20MP11	21.0	CF/CM/CU48C	1	1050	30.2	24.2	18.00	25.50
				2	1225	35.8	28.8		14.25
YXT36B21S	TM8Y100C20MP11	21.0	CF/CM/CU60C	1	1025	30.2	24.0	17.75	25.45
				2	1225	36.0	28.6		14.25
YXT36B21S	TM8Y100C20MP11	21.0	CF/CM64D	1	1025	30.4	24.0	18.00	25.95
				2	1225	36.0	28.4		14.50

COOLING CAPACITY - With High Efficiency Motor Furnaces¹ (Continued)

UNIT MODEL	FURNACE		COIL MODEL ²	STAGE	COOLING				
	MODEL	WIDTH			RATED CFM	NET MBH		SEER	EER
						TOTAL	SENS.		
YXT36B21S	TM8Y120C20MP11	21.0	CF/CM/CU36C	1	1025	29.8	23.6	17.50	24.95
				2	1225	35.4	28.8		14.00
YXT36B21S	TM8Y120C20MP11	21.0	CF/CM/CU42C	1	1025	30.0	23.8	17.75	25.25
				2	1225	36.0	28.2		14.25
YXT36B21S	TM8Y120C20MP11	21.0	CF/CM/CU48C	1	1050	30.2	24.2	18.00	25.50
				2	1225	35.8	28.8		14.25
YXT36B21S	TM8Y120C20MP11	21.0	CF/CM/CU60C	1	1025	30.2	24.0	17.75	25.45
				2	1225	36.0	28.6		14.25
YXT36B21S	TM8Y120C20MP11	21.0	CF/CM64D	1	1025	30.4	24.0	18.00	25.95
				2	1225	36.0	28.4		14.50
YXT36B21S	TM9E080B12MP11	17.5	CF/CM/CU36B	1	900	29.0	22.4	16.75	23.30
				2	975	34.2	25.4		13.50
YXT36B21S	TM9E080B12MP11	17.5	CF42B	1	900	29.2	22.0	17.00	23.65
				2	975	34.6	25.2		13.75
YXT36B21S	TM9E100C16MP11	21.0	CF/CM/CU36C	1	1025	29.8	23.8	17.00	24.35
				2	1275	35.4	29.0		13.50
YXT36B21S	TM9E100C16MP11	21.0	CF/CM/CU42C	1	1025	30.0	23.8	17.25	24.70
				2	1275	35.6	29.0		13.50
YXT36B21S	TM9E100C16MP11	21.0	CF/CM/CU48C	1	1025	30.0	24.2	17.25	24.80
				2	1275	36.0	28.6		13.75
YXT36B21S	TM9E100C16MP11	21.0	CF/CM/CU60C	1	1025	30.2	23.8	17.50	24.90
				2	1275	36.0	29.0		13.75
YXT36B21S	TM9E100C16MP11	21.0	CF/CM64D	1	1025	30.4	23.8	17.50	25.40
				2	1275	36.0	28.8		14.00
YXT36B21S	TM9E100C20MP11	21.0	CF/CM/CU42C	1	1200	30.6	25.8	16.75	23.90
				2	1350	36.0	29.6		13.50
YXT36B21S	TM9E100C20MP11	21.0	CF/CM/CU48C	1	1225	30.8	26.4	17.00	24.20
				2	1350	36.0	30.0		13.75
YXT36B21S	TM9E100C20MP11	21.0	CF/CM/CU60C	1	1200	30.6	25.6	16.75	24.10
				2	1350	36.0	29.6		13.75
YXT36B21S	TM9E100C20MP11	21.0	CF/CM64D	1	1200	31.0	26.0	17.00	24.55
				2	1350	36.0	29.6		13.75
YXT36B21S	TM9E120D20MP11	24.5	CF/CM/CU36D	1	1000	29.6	23.8	17.50	25.10
				2	1250	35.4	29.0		14.00
YXT36B21S	TM9E120D20MP11	24.5	CF/CM/CU42D	1	1000	30.0	23.8	17.75	25.50
				2	1250	35.8	28.8		14.25
YXT36B21S	TM9E120D20MP11	24.5	CF/CM/CU48D	1	1000	30.0	23.8	18.00	25.55
				2	1250	36.0	29.0		14.25
YXT36B21S	TM9E120D20MP11	24.5	CF/CM/CU60D	1	1000	30.2	23.6	18.00	25.75
				2	1250	36.0	28.6		14.25
YXT36B21S	TM9E120D20MP11	24.5	CF/CM64D	1	975	30.2	23.4	18.00	25.85
				2	1225	36.0	28.4		14.50
YXT36B21S	TM9V060B12MP11C	17.5	CF/CM/CU36B	1	700	27.8	19.6	16.50	23.45
				2	1100	34.6	26.6		13.00
YXT36B21S	TM9V060B12MP11C	17.5	CF42B	1	700	27.8	19.5	16.75	23.50
				2	1100	34.6	26.6		13.00
YXT36B21S	TM9V060B12MP12C	17.5	CF/CM/CU36B	1	700	27.8	19.6	16.50	23.45
				2	1100	34.6	26.6		13.00
YXT36B21S	TM9V060B12MP12C	17.5	CF42B	1	700	27.8	19.5	16.75	23.50
				2	1100	34.6	26.6		13.00
YXT36B21S	TM9V080B12MP11C	17.5	CF/CM/CU36B	1	675	27.6	19.5	17.00	23.30
				2	975	34.2	25.4		13.50

COOLING CAPACITY - With High Efficiency Motor Furnaces¹ (Continued)

UNIT MODEL	FURNACE		COIL MODEL ²	STAGE	COOLING						
	MODEL	WIDTH			RATED CFM	NET MBH		SEER	EER		
						TOTAL	SENS.				
YXT36B21S	TM9V080B12MP11C	17.5	CF42B	1	725	28.2	19.9	17.00	23.95		
				2	1075	34.8	26.4		13.50		
YXT36B21S	TM9V080B12MP12C	17.5	CF/CM/CU36B	1	675	27.6	19.5	17.00	23.30		
				2	975	34.2	25.4		13.50		
YXT36B21S	TM9V080B12MP12C	17.5	CF42B	1	725	28.2	19.9	17.00	23.95		
				2	1075	34.8	26.4		13.50		
YXT36B21S	TM9V080C16MP11C	21.0	CF/CM/CU36C	1	750	28.2	20.6	17.00	24.05		
				2	1125	35.0	27.0		13.75		
YXT36B21S	TM9V080C16MP11C	21.0	CF/CM/CU42C	1	875	29.2	21.8	17.25	24.75		
				2	1300	35.8	29.0		13.50		
YXT36B21S	TM9V080C16MP11C	21.0	CF/CM/CU48C	1	875	29.2	22.2	17.25	24.80		
				2	1300	35.6	29.4		13.50		
YXT36B21S	TM9V080C16MP11C	21.0	CF/CM/CU60C	1	875	29.4	21.8	17.50	24.95		
				2	1300	36.0	29.4		13.50		
YXT36B21S	TM9V080C16MP11C	21.0	CF/CM64D	1	875	29.6	22.2	17.75	25.35		
				2	1300	36.0	29.0		13.75		
YXT36B21S	TM9V080C16MP12C	21.0	CF/CM/CU36C	1	750	28.2	20.6	17.00	24.05		
				2	1125	35.0	27.0		13.75		
YXT36B21S	TM9V080C16MP12C	21.0	CF/CM/CU42C	1	875	29.2	21.8	17.25	24.75		
				2	1300	35.8	29.0		13.50		
YXT36B21S	TM9V080C16MP12C	21.0	CF/CM/CU48C	1	875	29.2	22.2	17.25	24.80		
				2	1300	35.6	29.4		13.50		
YXT36B21S	TM9V080C16MP12C	21.0	CF/CM/CU60C	1	875	29.4	21.8	17.50	24.95		
				2	1300	36.0	29.4		13.50		
YXT36B21S	TM9V080C16MP12C	21.0	CF/CM64D	1	875	29.6	22.2	17.75	25.35		
				2	1300	36.0	29.0		13.75		
YXT36B21S	TM9V100C16MP11C	21.0	CF/CM/CU36C	1	850	28.8	21.8	17.50	24.60		
				2	1225	35.2	28.6		13.75		
YXT36B21S	TM9V100C16MP11C	21.0	CF/CM/CU42C	1	850	29.2	21.6	17.50	25.05		
				2	1225	35.8	28.2		14.00		
YXT36B21S	TM9V100C16MP11C	21.0	CF/CM/CU48C	1	850	29.0	21.8	17.50	25.05		
				2	1225	35.6	28.8		14.00		
YXT36B21S	TM9V100C16MP11C	21.0	CF/CM/CU60C	1	850	29.0	21.6	17.75	25.10		
				2	1225	36.0	28.6		14.00		
YXT36B21S	TM9V100C16MP11C	21.0	CF/CM64D	1	875	29.6	22.2	18.00	25.70		
				2	1275	36.0	28.8		14.25		
YXT36B21S	TM9V100C16MP12C	21.0	CF/CM/CU36C	1	850	28.8	21.8	17.50	24.60		
				2	1225	35.2	28.6		13.75		
YXT36B21S	TM9V100C16MP12C	21.0	CF/CM/CU42C	1	850	29.2	21.6	17.50	25.05		
				2	1225	35.8	28.2		14.00		
YXT36B21S	TM9V100C16MP12C	21.0	CF/CM/CU48C	1	850	29.0	21.8	17.50	25.05		
				2	1225	35.6	28.8		14.00		
YXT36B21S	TM9V100C16MP12C	21.0	CF/CM/CU60C	1	850	29.0	21.6	17.75	25.10		
				2	1225	36.0	28.6		14.00		
YXT36B21S	TM9V100C16MP12C	21.0	CF/CM64D	1	875	29.6	22.2	18.00	25.70		
				2	1275	36.0	28.8		14.25		
YXT36B21S	TM9V100C20MP11C	21.0	CF/CM/CU36C	1	800	28.4	21.0	17.25	24.55		
				2	1275	35.4	29.0		13.50		
YXT36B21S	TM9V100C20MP11C	21.0	CF/CM/CU42C	1	800	28.8	21.0	17.50	25.05		
				2	1275	35.8	29.2		13.75		
YXT36B21S	TM9V100C20MP11C	21.0	CF/CM/CU48C	1	800	28.8	21.0	17.50	25.00		
				2	1275	36.0	28.6		14.00		

COOLING CAPACITY - With High Efficiency Motor Furnaces¹ (Continued)

UNIT MODEL	FURNACE		COIL MODEL ²	STAGE	COOLING						
	MODEL	WIDTH			RATED CFM	NET MBH		SEER	EER		
						TOTAL	SENS.				
YXT36B21S	TM9V100C20MP11C	21.0	CF/CM/CU60C	1	800	28.8	21.0	17.50	25.00		
				2	1275	36.0	29.2		13.75		
YXT36B21S	TM9V100C20MP11C	21.0	CF/CM64D	1	800	29.2	21.2	17.75	25.55		
				2	1275	36.0	28.8		14.00		
YXT36B21S	TM9V100C20MP12C	21.0	CF/CM/CU36C	1	800	28.4	21.0	17.25	24.55		
				2	1275	35.4	29.0		13.50		
YXT36B21S	TM9V100C20MP12C	21.0	CF/CM/CU42C	1	800	28.8	21.0	17.50	25.05		
				2	1275	35.8	29.2		13.75		
YXT36B21S	TM9V100C20MP12C	21.0	CF/CM/CU48C	1	800	28.8	21.0	17.50	25.00		
				2	1275	36.0	28.6		14.00		
YXT36B21S	TM9V100C20MP12C	21.0	CF/CM/CU60C	1	800	28.8	21.0	17.50	25.00		
				2	1275	36.0	29.2		13.75		
YXT36B21S	TM9V100C20MP12C	21.0	CF/CM64D	1	800	29.2	21.2	17.75	25.55		
				2	1275	36.0	28.8		14.00		
YXT36B21S	TM9V120D20MP11C	24.5	CF/CM/CU36D	1	825	28.6	21.6	17.50	24.90		
				2	1250	35.4	29.0		14.00		
YXT36B21S	TM9V120D20MP11C	24.5	CF/CM/CU42D	1	875	29.4	22.0	18.00	25.60		
				2	1300	36.0	29.2		14.25		
YXT36B21S	TM9V120D20MP11C	24.5	CF/CM/CU48D	1	825	29.0	21.2	17.75	25.40		
				2	1250	36.0	29.0		14.25		
YXT36B21S	TM9V120D20MP11C	24.5	CF/CM/CU60D	1	875	29.4	21.8	18.00	25.85		
				2	1300	36.0	29.4		14.25		
YXT36B21S	TM9V120D20MP11C	24.5	CF/CM64D	1	875	29.6	22.2	18.25	26.10		
				2	1300	36.0	29.0		14.25		
YXT36B21S	TM9V120D20MP12C	24.5	CF/CM/CU36D	1	825	28.6	21.6	17.50	24.90		
				2	1250	35.4	29.0		14.00		
YXT36B21S	TM9V120D20MP12C	24.5	CF/CM/CU42D	1	875	29.4	22.0	18.00	25.60		
				2	1300	36.0	29.2		14.25		
YXT36B21S	TM9V120D20MP12C	24.5	CF/CM/CU48D	1	825	29.0	21.2	17.75	25.40		
				2	1250	36.0	29.0		14.25		
YXT36B21S	TM9V120D20MP12C	24.5	CF/CM/CU60D	1	875	29.4	21.8	18.00	25.85		
				2	1300	36.0	29.4		14.25		
YXT36B21S	TM9V120D20MP12C	24.5	CF/CM64D	1	875	29.6	22.2	18.25	26.10		
				2	1300	36.0	29.0		14.25		
YXT36B21S	TM9Y080B12MP11	17.5	CF/CM/CU36B	1	900	29.0	22.4	16.75	23.30		
				2	975	34.2	25.4		13.50		
YXT36B21S	TM9Y080B12MP11	17.5	CF42B	1	900	29.2	22.0	17.00	23.65		
				2	975	34.6	25.2		13.75		
YXT36B21S	TM9Y100C16MP11	21.0	CF/CM/CU36C	1	1025	29.8	23.8	17.00	24.35		
				2	1275	35.4	29.0		13.50		
YXT36B21S	TM9Y100C16MP11	21.0	CF/CM/CU42C	1	1025	30.0	23.8	17.25	24.70		
				2	1275	35.6	29.0		13.50		
YXT36B21S	TM9Y100C16MP11	21.0	CF/CM/CU48C	1	1025	30.0	24.2	17.25	24.80		
				2	1275	36.0	28.6		13.75		
YXT36B21S	TM9Y100C16MP11	21.0	CF/CM/CU60C	1	1025	30.2	23.8	17.50	24.90		
				2	1275	36.0	29.0		13.75		
YXT36B21S	TM9Y100C16MP11	21.0	CF/CM64D	1	1025	30.4	23.8	17.50	25.40		
				2	1275	36.0	28.8		14.00		
YXT36B21S	TM9Y100C20MP11	21.0	CF/CM/CU42C	1	1200	30.6	25.8	16.75	23.90		
				2	1350	36.0	29.6		13.50		
YXT36B21S	TM9Y100C20MP11	21.0	CF/CM/CU48C	1	1225	30.8	26.4	17.00	24.20		
				2	1350	36.0	30.0		13.75		

COOLING CAPACITY - With High Efficiency Motor Furnaces¹ (Continued)

UNIT MODEL	FURNACE		COIL MODEL ²	STAGE	COOLING						
	MODEL	WIDTH			RATED CFM	NET MBH		SEER	EER		
						TOTAL	SENS.				
YXT36B21S	TM9Y100C20MP11	21.0	CF/CM/CU60C	1	1200	30.6	25.6	16.75	24.10		
				2	1350	36.0	29.6		13.75		
YXT36B21S	TM9Y100C20MP11	21.0	CF/CM64D	1	1200	31.0	26.0	17.00	24.55		
				2	1350	36.0	29.6		13.75		
YXT36B21S	TM9Y120D20MP11	24.5	CF/CM/CU36D	1	1000	29.6	23.8	17.50	25.10		
				2	1250	35.4	29.0		14.00		
YXT36B21S	TM9Y120D20MP11	24.5	CF/CM/CU42D	1	1000	30.0	23.8	17.75	25.50		
				2	1250	35.8	28.8		14.25		
YXT36B21S	TM9Y120D20MP11	24.5	CF/CM/CU48D	1	1000	30.0	23.8	18.00	25.55		
				2	1250	36.0	29.0		14.25		
YXT36B21S	TM9Y120D20MP11	24.5	CF/CM/CU60D	1	1000	30.2	23.6	18.00	25.75		
				2	1250	36.0	28.6		14.25		
YXT36B21S	TM9Y120D20MP11	24.5	CF/CM64D	1	975	30.2	23.4	18.00	25.85		
				2	1225	36.0	28.4		14.50		
YXT36B21S	TMLV080C16MP11C	21.0	CF/CM/CU36C	1	850	28.8	21.8	17.50	24.55		
				2	1275	35.4	29.0		13.50		
YXT36B21S	TMLV080C16MP11C	21.0	CF/CM/CU42C	1	850	29.2	21.4	17.50	25.10		
				2	1275	35.6	29.0		13.75		
YXT36B21S	TMLV080C16MP11C	21.0	CF/CM/CU48C	1	825	28.8	21.4	17.50	24.90		
				2	1200	35.6	28.6		13.75		
YXT36B21S	TMLV080C16MP11C	21.0	CF/CM/CU60C	1	850	29.0	21.8	17.75	25.00		
				2	1275	36.0	29.0		13.75		
YXT36B21S	TMLV080C16MP11C	21.0	CF/CM64D	1	850	29.4	22.0	17.75	25.50		
				2	1275	36.0	28.8		14.00		
YXT36B21S	TMLV080C16MP12C	21.0	CF/CM/CU36C	1	850	28.8	21.8	17.50	24.55		
				2	1275	35.4	29.0		13.50		
YXT36B21S	TMLV080C16MP12C	21.0	CF/CM/CU42C	1	850	29.2	21.4	17.50	25.10		
				2	1275	35.6	29.0		13.75		
YXT36B21S	TMLV080C16MP12C	21.0	CF/CM/CU48C	1	825	28.8	21.4	17.50	24.90		
				2	1200	35.6	28.6		13.75		
YXT36B21S	TMLV080C16MP12C	21.0	CF/CM/CU60C	1	850	29.0	21.8	17.75	25.00		
				2	1275	36.0	29.0		13.75		
YXT36B21S	TMLV080C16MP12C	21.0	CF/CM64D	1	850	29.4	22.0	17.75	25.50		
				2	1275	36.0	28.8		14.00		
YXT36B21S	TMLV100C16MP11C	21.0	CF/CM/CU36C	1	850	28.8	21.8	17.50	24.55		
				2	1275	35.4	29.0		13.50		
YXT36B21S	TMLV100C16MP11C	21.0	CF/CM/CU42C	1	850	29.2	21.4	17.50	25.10		
				2	1275	35.6	29.0		13.75		
YXT36B21S	TMLV100C16MP11C	21.0	CF/CM/CU48C	1	825	28.8	21.4	17.50	24.90		
				2	1200	35.6	28.6		13.75		
YXT36B21S	TMLV100C16MP11C	21.0	CF/CM/CU60C	1	850	29.0	21.8	17.75	25.00		
				2	1275	36.0	29.0		13.75		
YXT36B21S	TMLV100C16MP11C	21.0	CF/CM64D	1	850	29.4	22.0	17.75	25.50		
				2	1275	36.0	28.8		14.00		
YXT36B21S	TMLV100C16MP12C	21.0	CF/CM/CU36C	1	850	28.8	21.8	17.50	24.55		
				2	1275	35.4	29.0		13.50		
YXT36B21S	TMLV100C16MP12C	21.0	CF/CM/CU42C	1	850	29.2	21.4	17.50	25.10		
				2	1275	35.6	29.0		13.75		
YXT36B21S	TMLV100C16MP12C	21.0	CF/CM/CU48C	1	825	28.8	21.4	17.50	24.90		
				2	1200	35.6	28.6		13.75		
YXT36B21S	TMLV100C16MP12C	21.0	CF/CM/CU60C	1	850	29.0	21.8	17.75	25.00		
				2	1275	36.0	29.0		13.75		

COOLING CAPACITY - With High Efficiency Motor Furnaces¹ (Continued)

UNIT MODEL	FURNACE		COIL MODEL ²	STAGE	COOLING						
	MODEL	WIDTH			RATED CFM	NET MBH		SEER	EER		
						TOTAL	SENS.				
YXT36B21S	TMLV100C16MP12C	21.0	CF/CM64D	1	850	29.4	22.0	17.75	25.50		
				2	1275	36.0	28.8		14.00		
YXT36B21S	TMLV100C20MP11C	21.0	CF/CM/CU36C	1	850	28.8	21.8	17.50	24.75		
				2	1225	35.4	28.8		14.00		
YXT36B21S	TMLV100C20MP11C	21.0	CF/CM/CU42C	1	875	29.4	22.2	17.75	25.50		
				2	1325	36.0	29.4		14.00		
YXT36B21S	TMLV100C20MP11C	21.0	CF/CM/CU48C	1	875	29.4	22.4	17.75	25.45		
				2	1225	35.8	28.8		14.00		
YXT36B21S	TMLV100C20MP11C	21.0	CF/CM/CU60C	1	875	29.4	22.0	17.75	25.75		
				2	1325	36.0	29.6		14.00		
YXT36B21S	TMLV100C20MP11C	21.0	CF/CM64D	1	925	30.0	23.0	18.25	26.20		
				2	1375	36.0	29.4		14.25		
YXT36B21S	TMLV100C20MP12C	21.0	CF/CM/CU36C	1	850	28.8	21.8	17.50	24.75		
				2	1225	35.4	28.8		14.00		
YXT36B21S	TMLV100C20MP12C	21.0	CF/CM/CU42C	1	875	29.4	22.2	17.75	25.50		
				2	1325	36.0	29.4		14.00		
YXT36B21S	TMLV100C20MP12C	21.0	CF/CM/CU48C	1	875	29.4	22.4	17.75	25.45		
				2	1225	35.8	28.8		14.00		
YXT36B21S	TMLV100C20MP12C	21.0	CF/CM/CU60C	1	875	29.4	22.0	17.75	25.75		
				2	1325	36.0	29.6		14.00		
YXT36B21S	TMLV100C20MP12C	21.0	CF/CM64D	1	925	30.0	23.0	18.25	26.20		
				2	1375	36.0	29.4		14.25		
YXT36B21S	TMLV120C20MP11C	21.0	CF/CM/CU36C	1	850	28.8	21.8	17.50	24.75		
				2	1225	35.4	28.8		14.00		
YXT36B21S	TMLV120C20MP11C	21.0	CF/CM/CU42C	1	875	29.4	22.2	17.75	25.50		
				2	1325	36.0	29.4		14.00		
YXT36B21S	TMLV120C20MP11C	21.0	CF/CM/CU48C	1	875	29.4	22.4	17.75	25.45		
				2	1225	35.8	28.8		14.00		
YXT36B21S	TMLV120C20MP11C	21.0	CF/CM/CU60C	1	875	29.4	22.0	17.75	25.75		
				2	1325	36.0	29.6		14.00		
YXT36B21S	TMLV120C20MP11C	21.0	CF/CM64D	1	925	30.0	23.0	18.25	26.20		
				2	1375	36.0	29.4		14.25		
YXT36B21S	TMLV120C20MP12C	21.0	CF/CM/CU36C	1	850	28.8	21.8	17.50	24.75		
				2	1225	35.4	28.8		14.00		
YXT36B21S	TMLV120C20MP12C	21.0	CF/CM/CU42C	1	875	29.4	22.2	17.75	25.50		
				2	1325	36.0	29.4		14.00		
YXT36B21S	TMLV120C20MP12C	21.0	CF/CM/CU48C	1	875	29.4	22.4	17.75	25.45		
				2	1225	35.8	28.8		14.00		
YXT36B21S	TMLV120C20MP12C	21.0	CF/CM/CU60C	1	875	29.4	22.0	17.75	25.75		
				2	1325	36.0	29.6		14.00		
YXT36B21S	TMLV120C20MP12C	21.0	CF/CM64D	1	925	30.0	23.0	18.25	26.20		
				2	1375	36.0	29.4		14.25		
YXT36B21S	TMLX060A12MP11	14.5	CF/CM36A	1	925	28.8	22.8	16.25	22.45		
				2	1075	34.4	26.2		13.00		
YXT36B21S	TMLX080B12MP11	17.5	CF/CM/CU36B	1	1000	29.4	23.4	16.75	23.40		
				2	1175	34.8	27.8		13.25		
YXT36B21S	TMLX080B12MP11	17.5	CF42B	1	1000	29.8	23.2	16.75	23.85		
				2	1150	35.2	27.2		13.50		
YXT36B21S	TMLX080C16MP11	21.0	CF/CM/CU36C	1	1000	29.6	23.8	17.25	24.55		
				2	1150	35.2	27.8		14.00		
YXT36B21S	TMLX080C16MP11	21.0	CF/CM/CU42C	1	1000	30.0	23.4	17.50	25.05		
				2	1150	35.6	27.4		14.00		

COOLING CAPACITY - With High Efficiency Motor Furnaces¹ (Continued)

UNIT MODEL	FURNACE		COIL MODEL ²	STAGE	COOLING						
	MODEL	WIDTH			RATED CFM	NET MBH		SEER	EER		
						TOTAL	SENS.				
YXT36B21S	TMLX080C16MP11	21.0	CF/CM/CU48C	1	1000	30.2	23.6	17.50	25.25		
				2	1150	35.4	28.0		14.00		
YXT36B21S	TMLX080C16MP11	21.0	CF/CM/CU60C	1	1000	30.0	23.4	17.75	25.15		
				2	1150	35.8	27.8		14.25		
YXT36B21S	TMLX080C16MP11	21.0	CF/CM64D	1	1000	30.4	23.8	17.75	25.55		
				2	1150	36.0	27.6		14.25		
YXT36B21S	TMLX100C16MP11	21.0	CF/CM/CU36C	1	1000	29.6	23.8	17.25	24.55		
				2	1150	35.2	27.8		14.00		
YXT36B21S	TMLX100C16MP11	21.0	CF/CM/CU42C	1	1000	30.0	23.4	17.50	25.05		
				2	1150	35.6	27.4		14.00		
YXT36B21S	TMLX100C16MP11	21.0	CF/CM/CU48C	1	1000	30.2	23.6	17.50	25.25		
				2	1150	35.4	28.0		14.00		
YXT36B21S	TMLX100C16MP11	21.0	CF/CM/CU60C	1	1000	30.0	23.4	17.75	25.15		
				2	1150	35.8	27.8		14.25		
YXT36B21S	TMLX100C16MP11	21.0	CF/CM64D	1	1000	30.4	23.8	17.75	25.55		
				2	1150	36.0	27.6		14.25		
YXT36B21S	TMLX100C20MP11	21.0	CF/CM/CU36C	1	1025	29.8	23.6	17.50	24.95		
				2	1225	35.4	28.8		14.00		
YXT36B21S	TMLX100C20MP11	21.0	CF/CM/CU42C	1	1025	30.0	23.8	17.75	25.25		
				2	1225	36.0	28.2		14.25		
YXT36B21S	TMLX100C20MP11	21.0	CF/CM/CU48C	1	1050	30.2	24.2	18.00	25.50		
				2	1225	35.8	28.8		14.25		
YXT36B21S	TMLX100C20MP11	21.0	CF/CM/CU60C	1	1025	30.2	24.0	17.75	25.45		
				2	1225	36.0	28.6		14.25		
YXT36B21S	TMLX100C20MP11	21.0	CF/CM64D	1	1025	30.4	24.0	18.00	25.95		
				2	1225	36.0	28.4		14.50		
YXT36B21S	TMLX120C20MP11	21.0	CF/CM/CU36C	1	1025	29.8	23.6	17.50	24.95		
				2	1225	35.4	28.8		14.00		
YXT36B21S	TMLX120C20MP11	21.0	CF/CM/CU42C	1	1025	30.0	23.8	17.75	25.25		
				2	1225	36.0	28.2		14.25		
YXT36B21S	TMLX120C20MP11	21.0	CF/CM/CU48C	1	1050	30.2	24.2	18.00	25.50		
				2	1225	35.8	28.8		14.25		
YXT36B21S	TMLX120C20MP11	21.0	CF/CM/CU60C	1	1025	30.2	24.0	17.75	25.45		
				2	1225	36.0	28.6		14.25		
YXT36B21S	TMLX120C20MP11	21.0	CF/CM64D	1	1025	30.4	24.0	18.00	25.95		
				2	1225	36.0	28.4		14.50		
YXT36B21S	TP9C060B12MP12C	17.5	CF/CM/CU36B	1	700	27.8	19.6	16.50	23.45		
				2	1100	34.6	26.6		13.00		
YXT36B21S	TP9C060B12MP12C	17.5	CF42B	1	700	27.8	19.5	16.75	23.50		
				2	1100	34.6	26.6		13.00		
YXT36B21S	TP9C060B12MP13C	17.5	CF/CM/CU36B	1	700	27.8	19.6	16.50	23.45		
				2	1100	34.6	26.6		13.00		
YXT36B21S	TP9C060B12MP13C	17.5	CF42B	1	700	27.8	19.5	16.75	23.50		
				2	1100	34.6	26.6		13.00		
YXT36B21S	TP9C080B12MP12C	17.5	CF/CM/CU36B	1	675	27.6	19.5	17.00	23.30		
				2	975	34.2	25.4		13.50		
YXT36B21S	TP9C080B12MP12C	17.5	CF42B	1	725	28.2	19.9	17.00	23.95		
				2	1075	34.8	26.4		13.50		
YXT36B21S	TP9C080B12MP13C	17.5	CF/CM/CU36B	1	675	27.6	19.5	17.00	23.30		
				2	975	34.2	25.4		13.50		
YXT36B21S	TP9C080B12MP13C	17.5	CF42B	1	725	28.2	19.9	17.00	23.95		
				2	1075	34.8	26.4		13.50		

COOLING CAPACITY - With High Efficiency Motor Furnaces¹ (Continued)

UNIT MODEL	FURNACE		COIL MODEL ²	STAGE	COOLING						
	MODEL	WIDTH			RATED CFM	NET MBH		SEER	EER		
						TOTAL	SENS.				
YXT36B21S	TP9C080C16MP12C	21.0	CF/CM/CU36C	1	750	28.2	20.6	17.00	24.05		
				2	1125	35.0	27.0		13.75		
YXT36B21S	TP9C080C16MP12C	21.0	CF/CM/CU42C	1	875	29.2	21.8	17.25	24.75		
				2	1300	35.8	29.0		13.50		
YXT36B21S	TP9C080C16MP12C	21.0	CF/CM/CU48C	1	875	29.2	22.2	17.25	24.80		
				2	1300	35.6	29.4		13.50		
YXT36B21S	TP9C080C16MP12C	21.0	CF/CM/CU60C	1	875	29.4	21.8	17.50	24.95		
				2	1300	36.0	29.4		13.50		
YXT36B21S	TP9C080C16MP12C	21.0	CF/CM64D	1	875	29.6	22.2	17.75	25.35		
				2	1300	36.0	29.0		13.75		
YXT36B21S	TP9C080C16MP13C	21.0	CF/CM/CU36C	1	750	28.2	20.6	17.00	24.05		
				2	1125	35.0	27.0		13.75		
YXT36B21S	TP9C080C16MP13C	21.0	CF/CM/CU42C	1	875	29.2	21.8	17.25	24.75		
				2	1300	35.8	29.0		13.50		
YXT36B21S	TP9C080C16MP13C	21.0	CF/CM/CU48C	1	875	29.2	22.2	17.25	24.80		
				2	1300	35.6	29.4		13.50		
YXT36B21S	TP9C080C16MP13C	21.0	CF/CM/CU60C	1	875	29.4	21.8	17.50	24.95		
				2	1300	36.0	29.4		13.50		
YXT36B21S	TP9C080C16MP13C	21.0	CF/CM64D	1	875	29.6	22.2	17.75	25.35		
				2	1300	36.0	29.0		13.75		
YXT36B21S	TP9C100C16MP12C	21.0	CF/CM/CU36C	1	850	28.8	21.8	17.50	24.60		
				2	1225	35.2	28.6		13.75		
YXT36B21S	TP9C100C16MP12C	21.0	CF/CM/CU42C	1	850	29.2	21.6	17.50	25.05		
				2	1225	35.8	28.2		14.00		
YXT36B21S	TP9C100C16MP12C	21.0	CF/CM/CU48C	1	850	29.0	21.8	17.50	25.05		
				2	1225	35.6	28.8		14.00		
YXT36B21S	TP9C100C16MP12C	21.0	CF/CM/CU60C	1	850	29.0	21.6	17.75	25.10		
				2	1225	36.0	28.6		14.00		
YXT36B21S	TP9C100C16MP12C	21.0	CF/CM64D	1	875	29.6	22.2	18.00	25.70		
				2	1275	36.0	28.8		14.25		
YXT36B21S	TP9C100C16MP13C	21.0	CF/CM/CU36C	1	850	28.8	21.8	17.50	24.60		
				2	1225	35.2	28.6		13.75		
YXT36B21S	TP9C100C16MP13C	21.0	CF/CM/CU42C	1	850	29.2	21.6	17.50	25.05		
				2	1225	35.8	28.2		14.00		
YXT36B21S	TP9C100C16MP13C	21.0	CF/CM/CU48C	1	850	29.0	21.8	17.50	25.05		
				2	1225	35.6	28.8		14.00		
YXT36B21S	TP9C100C16MP13C	21.0	CF/CM/CU60C	1	850	29.0	21.6	17.75	25.10		
				2	1225	36.0	28.6		14.00		
YXT36B21S	TP9C100C16MP13C	21.0	CF/CM64D	1	875	29.6	22.2	18.00	25.70		
				2	1275	36.0	28.8		14.25		
YXT36B21S	TP9C100C20MP12C	21.0	CF/CM/CU36C	1	800	28.4	21.0	17.25	24.55		
				2	1275	35.4	29.0		13.50		
YXT36B21S	TP9C100C20MP12C	21.0	CF/CM/CU42C	1	800	28.8	21.0	17.50	25.05		
				2	1275	35.8	29.2		13.75		
YXT36B21S	TP9C100C20MP12C	21.0	CF/CM/CU48C	1	800	28.8	21.0	17.50	25.00		
				2	1275	36.0	28.6		14.00		
YXT36B21S	TP9C100C20MP12C	21.0	CF/CM/CU60C	1	800	28.8	21.0	17.50	25.00		
				2	1275	36.0	29.2		13.75		
YXT36B21S	TP9C100C20MP12C	21.0	CF/CM64D	1	800	29.2	21.2	17.75	25.55		
				2	1275	36.0	28.8		14.00		
YXT36B21S	TP9C100C20MP13C	21.0	CF/CM/CU36C	1	800	28.4	21.0	17.25	24.55		
				2	1275	35.4	29.0		13.50		

COOLING CAPACITY - With High Efficiency Motor Furnaces¹ (Continued)

UNIT MODEL	FURNACE		COIL MODEL ²	STAGE	COOLING						
	MODEL	WIDTH			RATED CFM	NET MBH		SEER	EER		
						TOTAL	SENS.				
YXT36B21S	TP9C100C20MP13C	21.0	CF/CM/CU42C	1	800	28.8	21.0	17.50	25.05		
				2	1275	35.8	29.2		13.75		
YXT36B21S	TP9C100C20MP13C	21.0	CF/CM/CU48C	1	800	28.8	21.0	17.50	25.00		
				2	1275	36.0	28.6		14.00		
YXT36B21S	TP9C100C20MP13C	21.0	CF/CM/CU60C	1	800	28.8	21.0	17.50	25.00		
				2	1275	36.0	29.2		13.75		
YXT36B21S	TP9C100C20MP13C	21.0	CF/CM64D	1	800	29.2	21.2	17.75	25.55		
				2	1275	36.0	28.8		14.00		
YXT36B21S	TP9C120D20MP12C	24.5	CF/CM/CU36D	1	825	28.6	21.6	17.50	24.90		
				2	1250	35.4	29.0		14.00		
YXT36B21S	TP9C120D20MP12C	24.5	CF/CM/CU42D	1	875	29.4	22.0	18.00	25.60		
				2	1300	36.0	29.2		14.25		
YXT36B21S	TP9C120D20MP12C	24.5	CF/CM/CU48D	1	825	29.0	21.2	17.75	25.40		
				2	1250	36.0	29.0		14.25		
YXT36B21S	TP9C120D20MP12C	24.5	CF/CM/CU60D	1	875	29.4	21.8	18.00	25.85		
				2	1300	36.0	29.4		14.25		
YXT36B21S	TP9C120D20MP12C	24.5	CF/CM64D	1	875	29.6	22.2	18.25	26.10		
				2	1300	36.0	29.0		14.25		
YXT36B21S	TP9C120D20MP13C	24.5	CF/CM/CU36D	1	825	28.6	21.6	17.50	24.90		
				2	1250	35.4	29.0		14.00		
YXT36B21S	TP9C120D20MP13C	24.5	CF/CM/CU42D	1	875	29.4	22.0	18.00	25.60		
				2	1300	36.0	29.2		14.25		
YXT36B21S	TP9C120D20MP13C	24.5	CF/CM/CU48D	1	825	29.0	21.2	17.75	25.40		
				2	1250	36.0	29.0		14.25		
YXT36B21S	TP9C120D20MP13C	24.5	CF/CM/CU60D	1	875	29.4	21.8	18.00	25.85		
				2	1300	36.0	29.4		14.25		
YXT36B21S	TP9C120D20MP13C	24.5	CF/CM64D	1	875	29.6	22.2	18.25	26.10		
				2	1300	36.0	29.0		14.25		
YXT36B21S	TPLC080C16MP12C	21.0	CF/CM/CU36C	1	850	28.8	21.8	17.50	24.55		
				2	1275	35.4	29.0		13.50		
YXT36B21S	TPLC080C16MP12C	21.0	CF/CM/CU42C	1	850	29.2	21.4	17.50	25.10		
				2	1275	35.6	29.0		13.75		
YXT36B21S	TPLC080C16MP12C	21.0	CF/CM/CU48C	1	825	28.8	21.4	17.50	24.90		
				2	1200	35.6	28.6		13.75		
YXT36B21S	TPLC080C16MP12C	21.0	CF/CM/CU60C	1	850	29.0	21.8	17.75	25.00		
				2	1275	36.0	29.0		13.75		
YXT36B21S	TPLC080C16MP12C	21.0	CF/CM64D	1	850	29.4	22.0	17.75	25.50		
				2	1275	36.0	28.8		14.00		
YXT36B21S	TPLC080C16MP13C	21.0	CF/CM/CU36C	1	850	28.8	21.8	17.50	24.55		
				2	1275	35.4	29.0		13.50		
YXT36B21S	TPLC080C16MP13C	21.0	CF/CM/CU42C	1	850	29.2	21.4	17.50	25.10		
				2	1275	35.6	29.0		13.75		
YXT36B21S	TPLC080C16MP13C	21.0	CF/CM/CU48C	1	825	28.8	21.4	17.50	24.90		
				2	1200	35.6	28.6		13.75		
YXT36B21S	TPLC080C16MP13C	21.0	CF/CM/CU60C	1	850	29.0	21.8	17.75	25.00		
				2	1275	36.0	29.0		13.75		
YXT36B21S	TPLC080C16MP13C	21.0	CF/CM64D	1	850	29.4	22.0	17.75	25.50		
				2	1275	36.0	28.8		14.00		
YXT36B21S	TPLC100C16MP12C	21.0	CF/CM/CU36C	1	850	28.8	21.8	17.50	24.55		
				2	1275	35.4	29.0		13.50		
YXT36B21S	TPLC100C16MP12C	21.0	CF/CM/CU42C	1	850	29.2	21.4	17.50	25.10		
				2	1275	35.6	29.0		13.75		

COOLING CAPACITY - With High Efficiency Motor Furnaces¹ (Continued)

UNIT MODEL	FURNACE		COIL MODEL ²	STAGE	COOLING				
	MODEL	WIDTH			RATED CFM	NET MBH		SEER	EER
						TOTAL	SENS.		
YXT36B21S	TPLC100C16MP12C	21.0	CF/CM/CU48C	1	825	28.8	21.4	17.50	24.90
				2	1200	35.6	28.6		13.75
YXT36B21S	TPLC100C16MP12C	21.0	CF/CM/CU60C	1	850	29.0	21.8	17.75	25.00
				2	1275	36.0	29.0		13.75
YXT36B21S	TPLC100C16MP12C	21.0	CF/CM64D	1	850	29.4	22.0	17.75	25.50
				2	1275	36.0	28.8		14.00
YXT36B21S	TPLC100C16MP13C	21.0	CF/CM/CU36C	1	850	28.8	21.8	17.50	24.55
				2	1275	35.4	29.0		13.50
YXT36B21S	TPLC100C16MP13C	21.0	CF/CM/CU42C	1	850	29.2	21.4	17.50	25.10
				2	1275	35.6	29.0		13.75
YXT36B21S	TPLC100C16MP13C	21.0	CF/CM/CU48C	1	825	28.8	21.4	17.50	24.90
				2	1200	35.6	28.6		13.75
YXT36B21S	TPLC100C16MP13C	21.0	CF/CM/CU60C	1	850	29.0	21.8	17.75	25.00
				2	1275	36.0	29.0		13.75
YXT36B21S	TPLC100C16MP13C	21.0	CF/CM64D	1	850	29.4	22.0	17.75	25.50
				2	1275	36.0	28.8		14.00
YXT36B21S	TPLC100C20MP12C	21.0	CF/CM/CU36C	1	850	28.8	21.8	17.50	24.75
				2	1225	35.4	28.8		14.00
YXT36B21S	TPLC100C20MP12C	21.0	CF/CM/CU42C	1	875	29.4	22.2	17.75	25.50
				2	1325	36.0	29.4		14.00
YXT36B21S	TPLC100C20MP12C	21.0	CF/CM/CU48C	1	875	29.4	22.4	17.75	25.45
				2	1225	35.8	28.8		14.00
YXT36B21S	TPLC100C20MP12C	21.0	CF/CM/CU60C	1	875	29.4	22.0	17.75	25.75
				2	1325	36.0	29.6		14.00
YXT36B21S	TPLC100C20MP12C	21.0	CF/CM64D	1	925	30.0	23.0	18.25	26.20
				2	1375	36.0	29.4		14.25
YXT36B21S	TPLC100C20MP13C	21.0	CF/CM/CU36C	1	850	28.8	21.8	17.50	24.75
				2	1225	35.4	28.8		14.00
YXT36B21S	TPLC100C20MP13C	21.0	CF/CM/CU42C	1	875	29.4	22.2	17.75	25.50
				2	1325	36.0	29.4		14.00
YXT36B21S	TPLC100C20MP13C	21.0	CF/CM/CU48C	1	875	29.4	22.4	17.75	25.45
				2	1225	35.8	28.8		14.00
YXT36B21S	TPLC100C20MP13C	21.0	CF/CM/CU60C	1	875	29.4	22.0	17.75	25.75
				2	1325	36.0	29.6		14.00
YXT36B21S	TPLC100C20MP13C	21.0	CF/CM64D	1	925	30.0	23.0	18.25	26.20
				2	1375	36.0	29.4		14.25
YXT36B21S	TPLC120C20MP12C	21.0	CF/CM/CU36C	1	850	28.8	21.8	17.50	24.75
				2	1225	35.4	28.8		14.00
YXT36B21S	TPLC120C20MP12C	21.0	CF/CM/CU42C	1	875	29.4	22.2	17.75	25.50
				2	1325	36.0	29.4		14.00
YXT36B21S	TPLC120C20MP12C	21.0	CF/CM/CU48C	1	875	29.4	22.4	17.75	25.45
				2	1225	35.8	28.8		14.00
YXT36B21S	TPLC120C20MP12C	21.0	CF/CM/CU60C	1	875	29.4	22.0	17.75	25.75
				2	1325	36.0	29.6		14.00
YXT36B21S	TPLC120C20MP12C	21.0	CF/CM64D	1	925	30.0	23.0	18.25	26.20
				2	1375	36.0	29.4		14.25
YXT36B21S	TPLC120C20MP13C	21.0	CF/CM/CU36C	1	850	28.8	21.8	17.50	24.75
				2	1225	35.4	28.8		14.00
YXT36B21S	TPLC120C20MP13C	21.0	CF/CM/CU42C	1	875	29.4	22.2	17.75	25.50
				2	1325	36.0	29.4		14.00
YXT36B21S	TPLC120C20MP13C	21.0	CF/CM/CU48C	1	875	29.4	22.4	17.75	25.45
				2	1225	35.8	28.8		14.00

COOLING CAPACITY - With High Efficiency Motor Furnaces¹ (Continued)

UNIT MODEL	FURNACE		COIL MODEL ²	STAGE	COOLING						
	MODEL	WIDTH			RATED CFM	NET MBH		SEER	EER		
						TOTAL	SENS.				
YXT36B21S	TPLC120C20MP13C	21.0	CF/CM/CU60C	1	875	29.4	22.0	17.75	25.75		
				2	1325	36.0	29.6		14.00		
YXT36B21S	TPLC120C20MP13C	21.0	CF/CM64D	1	925	30.0	23.0	18.25	26.20		
				2	1375	36.0	29.4		14.25		
YXT36B21S	YP9C060B12MP12C	17.5	CF/CM/CU36B	1	700	27.8	19.6	16.50	23.45		
				2	1100	34.6	26.6		13.00		
YXT36B21S	YP9C060B12MP12C	17.5	CF42B	1	700	27.8	19.5	16.75	23.50		
				2	1100	34.6	26.6		13.00		
YXT36B21S	YP9C060B12MP13C	17.5	CF/CM/CU36B	1	700	27.8	19.6	16.50	23.45		
				2	1100	34.6	26.6		13.00		
YXT36B21S	YP9C060B12MP13C	17.5	CF42B	1	700	27.8	19.5	16.75	23.50		
				2	1100	34.6	26.6		13.00		
YXT36B21S	YP9C080B12MP12C	17.5	CF/CM/CU36B	1	675	27.6	19.5	17.00	23.30		
				2	975	34.2	25.4		13.50		
YXT36B21S	YP9C080B12MP12C	17.5	CF42B	1	725	28.2	19.9	17.00	23.95		
				2	1075	34.8	26.4		13.50		
YXT36B21S	YP9C080B12MP13C	17.5	CF/CM/CU36B	1	675	27.6	19.5	17.00	23.30		
				2	975	34.2	25.4		13.50		
YXT36B21S	YP9C080B12MP13C	17.5	CF42B	1	725	28.2	19.9	17.00	23.95		
				2	1075	34.8	26.4		13.50		
YXT36B21S	YP9C080C16MP12C	21.0	CF/CM/CU36C	1	750	28.2	20.6	17.00	24.05		
				2	1125	35.0	27.0		13.75		
YXT36B21S	YP9C080C16MP12C	21.0	CF/CM/CU42C	1	875	29.2	21.8	17.25	24.75		
				2	1300	35.8	29.0		13.50		
YXT36B21S	YP9C080C16MP12C	21.0	CF/CM/CU48C	1	875	29.2	22.2	17.25	24.80		
				2	1300	35.6	29.4		13.50		
YXT36B21S	YP9C080C16MP12C	21.0	CF/CM/CU60C	1	875	29.4	21.8	17.50	24.95		
				2	1300	36.0	29.4		13.50		
YXT36B21S	YP9C080C16MP12C	21.0	CF/CM64D	1	875	29.6	22.2	17.75	25.35		
				2	1300	36.0	29.0		13.75		
YXT36B21S	YP9C080C16MP13C	21.0	CF/CM/CU36C	1	750	28.2	20.6	17.00	24.05		
				2	1125	35.0	27.0		13.75		
YXT36B21S	YP9C080C16MP13C	21.0	CF/CM/CU42C	1	875	29.2	21.8	17.25	24.75		
				2	1300	35.8	29.0		13.50		
YXT36B21S	YP9C080C16MP13C	21.0	CF/CM/CU48C	1	875	29.2	22.2	17.25	24.80		
				2	1300	35.6	29.4		13.50		
YXT36B21S	YP9C080C16MP13C	21.0	CF/CM/CU60C	1	875	29.4	21.8	17.50	24.95		
				2	1300	36.0	29.4		13.50		
YXT36B21S	YP9C080C16MP13C	21.0	CF/CM64D	1	875	29.6	22.2	17.75	25.35		
				2	1300	36.0	29.0		13.75		
YXT36B21S	YP9C100C16MP12C	21.0	CF/CM/CU36C	1	850	28.8	21.8	17.50	24.60		
				2	1225	35.2	28.6		13.75		
YXT36B21S	YP9C100C16MP12C	21.0	CF/CM/CU42C	1	850	29.2	21.6	17.50	25.05		
				2	1225	35.8	28.2		14.00		
YXT36B21S	YP9C100C16MP12C	21.0	CF/CM/CU48C	1	850	29.0	21.8	17.50	25.05		
				2	1225	35.6	28.8		14.00		
YXT36B21S	YP9C100C16MP12C	21.0	CF/CM/CU60C	1	850	29.0	21.6	17.75	25.10		
				2	1225	36.0	28.6		14.00		
YXT36B21S	YP9C100C16MP12C	21.0	CF/CM64D	1	875	29.6	22.2	18.00	25.70		
				2	1275	36.0	28.8		14.25		
YXT36B21S	YP9C100C16MP13C	21.0	CF/CM/CU36C	1	850	28.8	21.8	17.50	24.60		
				2	1225	35.2	28.6		13.75		

COOLING CAPACITY - With High Efficiency Motor Furnaces¹ (Continued)

UNIT MODEL	FURNACE		COIL MODEL ²	STAGE	COOLING				
	MODEL	WIDTH			RATED CFM	NET MBH		SEER	EER
						TOTAL	SENS.		
YXT36B21S	YP9C100C16MP13C	21.0	CF/CM/CU42C	1	850	29.2	21.6	17.50	25.05
				2	1225	35.8	28.2		14.00
YXT36B21S	YP9C100C16MP13C	21.0	CF/CM/CU48C	1	850	29.0	21.8	17.50	25.05
				2	1225	35.6	28.8		14.00
YXT36B21S	YP9C100C16MP13C	21.0	CF/CM/CU60C	1	850	29.0	21.6	17.75	25.10
				2	1225	36.0	28.6		14.00
YXT36B21S	YP9C100C16MP13C	21.0	CF/CM64D	1	875	29.6	22.2	18.00	25.70
				2	1275	36.0	28.8		14.25
YXT36B21S	YP9C100C20MP12C	21.0	CF/CM/CU36C	1	800	28.4	21.0	17.25	24.55
				2	1275	35.4	29.0		13.50
YXT36B21S	YP9C100C20MP12C	21.0	CF/CM/CU42C	1	800	28.8	21.0	17.50	25.05
				2	1275	35.8	29.2		13.75
YXT36B21S	YP9C100C20MP12C	21.0	CF/CM/CU48C	1	800	28.8	21.0	17.50	25.00
				2	1275	36.0	28.6		14.00
YXT36B21S	YP9C100C20MP12C	21.0	CF/CM/CU60C	1	800	28.8	21.0	17.50	25.00
				2	1275	36.0	29.2		13.75
YXT36B21S	YP9C100C20MP12C	21.0	CF/CM64D	1	800	29.2	21.2	17.75	25.55
				2	1275	36.0	28.8		14.00
YXT36B21S	YP9C100C20MP13C	21.0	CF/CM/CU36C	1	800	28.4	21.0	17.25	24.55
				2	1275	35.4	29.0		13.50
YXT36B21S	YP9C100C20MP13C	21.0	CF/CM/CU42C	1	800	28.8	21.0	17.50	25.05
				2	1275	35.8	29.2		13.75
YXT36B21S	YP9C100C20MP13C	21.0	CF/CM/CU48C	1	800	28.8	21.0	17.50	25.00
				2	1275	36.0	28.6		14.00
YXT36B21S	YP9C100C20MP13C	21.0	CF/CM/CU60C	1	800	28.8	21.0	17.50	25.00
				2	1275	36.0	29.2		13.75
YXT36B21S	YP9C100C20MP13C	21.0	CF/CM64D	1	800	29.2	21.2	17.75	25.55
				2	1275	36.0	28.8		14.00
YXT36B21S	YP9C120D20MP12C	24.5	CF/CM/CU36D	1	825	28.6	21.6	17.50	24.90
				2	1250	35.4	29.0		14.00
YXT36B21S	YP9C120D20MP12C	24.5	CF/CM/CU42D	1	875	29.4	22.0	18.00	25.60
				2	1300	36.0	29.2		14.25
YXT36B21S	YP9C120D20MP12C	24.5	CF/CM/CU48D	1	825	29.0	21.2	17.75	25.40
				2	1250	36.0	29.0		14.25
YXT36B21S	YP9C120D20MP12C	24.5	CF/CM/CU60D	1	875	29.4	21.8	18.00	25.85
				2	1300	36.0	29.4		14.25
YXT36B21S	YP9C120D20MP12C	24.5	CF/CM64D	1	875	29.6	22.2	18.25	26.10
				2	1300	36.0	29.0		14.25
YXT36B21S	YP9C120D20MP13C	24.5	CF/CM/CU36D	1	825	28.6	21.6	17.50	24.90
				2	1250	35.4	29.0		14.00
YXT36B21S	YP9C120D20MP13C	24.5	CF/CM/CU42D	1	875	29.4	22.0	18.00	25.60
				2	1300	36.0	29.2		14.25
YXT36B21S	YP9C120D20MP13C	24.5	CF/CM/CU48D	1	825	29.0	21.2	17.75	25.40
				2	1250	36.0	29.0		14.25
YXT36B21S	YP9C120D20MP13C	24.5	CF/CM/CU60D	1	875	29.4	21.8	18.00	25.85
				2	1300	36.0	29.4		14.25
YXT36B21S	YP9C120D20MP13C	24.5	CF/CM64D	1	875	29.6	22.2	18.25	26.10
				2	1300	36.0	29.0		14.25
YXT36B21S	YPLC080C16MP12C	21.0	CF/CM/CU36C	1	850	28.8	21.8	17.50	24.55
				2	1275	35.4	29.0		13.50
YXT36B21S	YPLC080C16MP12C	21.0	CF/CM/CU42C	1	850	29.2	21.4	17.50	25.10
				2	1275	35.6	29.0		13.75

COOLING CAPACITY - With High Efficiency Motor Furnaces¹ (Continued)

UNIT MODEL	FURNACE		COIL MODEL ²	STAGE	COOLING				
	MODEL	WIDTH			RATED CFM	NET MBH		SEER	EER
						TOTAL	SENS.		
YXT36B21S	YPLC080C16MP12C	21.0	CF/CM/CU48C	1	825	28.8	21.4	17.50	24.90
				2	1200	35.6	28.6		13.75
YXT36B21S	YPLC080C16MP12C	21.0	CF/CM/CU60C	1	850	29.0	21.8	17.75	25.00
				2	1275	36.0	29.0		13.75
YXT36B21S	YPLC080C16MP12C	21.0	CF/CM64D	1	850	29.4	22.0	17.75	25.50
				2	1275	36.0	28.8		14.00
YXT36B21S	YPLC080C16MP13C	21.0	CF/CM/CU36C	1	850	28.8	21.8	17.50	24.55
				2	1275	35.4	29.0		13.50
YXT36B21S	YPLC080C16MP13C	21.0	CF/CM/CU42C	1	850	29.2	21.4	17.50	25.10
				2	1275	35.6	29.0		13.75
YXT36B21S	YPLC080C16MP13C	21.0	CF/CM/CU48C	1	825	28.8	21.4	17.50	24.90
				2	1200	35.6	28.6		13.75
YXT36B21S	YPLC080C16MP13C	21.0	CF/CM/CU60C	1	850	29.0	21.8	17.75	25.00
				2	1275	36.0	29.0		13.75
YXT36B21S	YPLC080C16MP13C	21.0	CF/CM64D	1	850	29.4	22.0	17.75	25.50
				2	1275	36.0	28.8		14.00
YXT36B21S	YPLC100C16MP12C	21.0	CF/CM/CU36C	1	850	28.8	21.8	17.50	24.55
				2	1275	35.4	29.0		13.50
YXT36B21S	YPLC100C16MP12C	21.0	CF/CM/CU42C	1	850	29.2	21.4	17.50	25.10
				2	1275	35.6	29.0		13.75
YXT36B21S	YPLC100C16MP12C	21.0	CF/CM/CU48C	1	825	28.8	21.4	17.50	24.90
				2	1200	35.6	28.6		13.75
YXT36B21S	YPLC100C16MP12C	21.0	CF/CM/CU60C	1	850	29.0	21.8	17.75	25.00
				2	1275	36.0	29.0		13.75
YXT36B21S	YPLC100C16MP12C	21.0	CF/CM64D	1	850	29.4	22.0	17.75	25.50
				2	1275	36.0	28.8		14.00
YXT36B21S	YPLC100C16MP13C	21.0	CF/CM/CU36C	1	850	28.8	21.8	17.50	24.55
				2	1275	35.4	29.0		13.50
YXT36B21S	YPLC100C16MP13C	21.0	CF/CM/CU42C	1	850	29.2	21.4	17.50	25.10
				2	1275	35.6	29.0		13.75
YXT36B21S	YPLC100C16MP13C	21.0	CF/CM/CU48C	1	825	28.8	21.4	17.50	24.90
				2	1200	35.6	28.6		13.75
YXT36B21S	YPLC100C16MP13C	21.0	CF/CM/CU60C	1	850	29.0	21.8	17.75	25.00
				2	1275	36.0	29.0		13.75
YXT36B21S	YPLC100C16MP13C	21.0	CF/CM64D	1	850	29.4	22.0	17.75	25.50
				2	1275	36.0	28.8		14.00
YXT36B21S	YPLC100C20MP12C	21.0	CF/CM/CU36C	1	850	28.8	21.8	17.50	24.75
				2	1225	35.4	28.8		14.00
YXT36B21S	YPLC100C20MP12C	21.0	CF/CM/CU42C	1	875	29.4	22.2	17.75	25.50
				2	1325	36.0	29.4		14.00
YXT36B21S	YPLC100C20MP12C	21.0	CF/CM/CU48C	1	875	29.4	22.4	17.75	25.45
				2	1225	35.8	28.8		14.00
YXT36B21S	YPLC100C20MP12C	21.0	CF/CM/CU60C	1	875	29.4	22.0	17.75	25.75
				2	1325	36.0	29.6		14.00
YXT36B21S	YPLC100C20MP12C	21.0	CF/CM64D	1	925	30.0	23.0	18.25	26.20
				2	1375	36.0	29.4		14.25
YXT36B21S	YPLC100C20MP13C	21.0	CF/CM/CU36C	1	850	28.8	21.8	17.50	24.75
				2	1225	35.4	28.8		14.00
YXT36B21S	YPLC100C20MP13C	21.0	CF/CM/CU42C	1	875	29.4	22.2	17.75	25.50
				2	1325	36.0	29.4		14.00
YXT36B21S	YPLC100C20MP13C	21.0	CF/CM/CU48C	1	875	29.4	22.4	17.75	25.45
				2	1225	35.8	28.8		14.00

COOLING CAPACITY - With High Efficiency Motor Furnaces¹ (Continued)

UNIT MODEL	FURNACE		COIL MODEL ²	STAGE	COOLING				
	MODEL	WIDTH			RATED CFM	NET MBH		SEER	EER
						TOTAL	SENS.		
YXT36B21S	YPLC100C20MP13C	21.0	CF/CM/CU60C	1	875	29.4	22.0	17.75	25.75
				2	1325	36.0	29.6		14.00
YXT36B21S	YPLC100C20MP13C	21.0	CF/CM64D	1	925	30.0	23.0	18.25	26.20
				2	1375	36.0	29.4		14.25
YXT36B21S	YPLC120C20MP12C	21.0	CF/CM/CU36C	1	850	28.8	21.8	17.50	24.75
				2	1225	35.4	28.8		14.00
YXT36B21S	YPLC120C20MP12C	21.0	CF/CM/CU42C	1	875	29.4	22.2	17.75	25.50
				2	1325	36.0	29.4		14.00
YXT36B21S	YPLC120C20MP12C	21.0	CF/CM/CU48C	1	875	29.4	22.4	17.75	25.45
				2	1225	35.8	28.8		14.00
YXT36B21S	YPLC120C20MP12C	21.0	CF/CM/CU60C	1	875	29.4	22.0	17.75	25.75
				2	1325	36.0	29.6		14.00
YXT36B21S	YPLC120C20MP12C	21.0	CF/CM64D	1	925	30.0	23.0	18.25	26.20
				2	1375	36.0	29.4		14.25
YXT36B21S	YPLC120C20MP13C	21.0	CF/CM/CU36C	1	850	28.8	21.8	17.50	24.75
				2	1225	35.4	28.8		14.00
YXT36B21S	YPLC120C20MP13C	21.0	CF/CM/CU42C	1	875	29.4	22.2	17.75	25.50
				2	1325	36.0	29.4		14.00
YXT36B21S	YPLC120C20MP13C	21.0	CF/CM/CU48C	1	875	29.4	22.4	17.75	25.45
				2	1225	35.8	28.8		14.00
YXT36B21S	YPLC120C20MP13C	21.0	CF/CM/CU60C	1	875	29.4	22.0	17.75	25.75
				2	1325	36.0	29.6		14.00
YXT36B21S	YPLC120C20MP13C	21.0	CF/CM64D	1	925	30.0	23.0	18.25	26.20
				2	1375	36.0	29.4		14.25
YXT48B21S	TM8V080C16MP11C	21.0	CF/CM/CU48C	1	875	38.5	26.0	17.00	24.40
				2	1375	48.0	35.0		13.00
YXT48B21S	TM8V080C16MP11C	21.0	CF/CM/CU60C	1	900	38.5	26.4	16.75	24.45
				2	1425	48.0	35.6		13.00
YXT48B21S	TM8V080C16MP11C	21.0	CF/CM64D	1	975	39.5	27.4	17.00	24.85
				2	1425	48.0	35.6		13.00
YXT48B21S	TM8V080C16MP12C	21.0	CF/CM/CU48C	1	875	38.5	26.0	17.00	24.40
				2	1375	48.0	35.0		13.00
YXT48B21S	TM8V080C16MP12C	21.0	CF/CM/CU60C	1	900	38.5	26.4	16.75	24.45
				2	1425	48.0	35.6		13.00
YXT48B21S	TM8V080C16MP12C	21.0	CF/CM64D	1	975	39.5	27.4	17.00	24.85
				2	1425	48.0	35.6		13.00
YXT48B21S	TM8V100C16MP11C	21.0	CF/CM/CU48C	1	875	38.5	26.0	17.00	24.40
				2	1375	48.0	35.0		13.00
YXT48B21S	TM8V100C16MP11C	21.0	CF/CM/CU60C	1	900	38.5	26.4	16.75	24.45
				2	1425	48.0	35.6		13.00
YXT48B21S	TM8V100C16MP11C	21.0	CF/CM64D	1	975	39.5	27.4	17.00	24.85
				2	1425	48.0	35.6		13.00
YXT48B21S	TM8V100C16MP12C	21.0	CF/CM/CU48C	1	875	38.5	26.0	17.00	24.40
				2	1375	48.0	35.0		13.00
YXT48B21S	TM8V100C16MP12C	21.0	CF/CM/CU60C	1	900	38.5	26.4	16.75	24.45
				2	1425	48.0	35.6		13.00
YXT48B21S	TM8V100C16MP12C	21.0	CF/CM64D	1	975	39.5	27.4	17.00	24.85
				2	1425	48.0	35.6		13.00
YXT48B21S	TM8V100C20MP11C	21.0	CF/CM/CU48C	1	925	39.0	26.4	17.25	24.95
				2	1375	48.0	35.0		13.25
YXT48B21S	TM8V100C20MP11C	21.0	CF/CM/CU60C	1	1075	40.0	29.0	17.00	25.05
				2	1550	48.0	37.0		13.00

COOLING CAPACITY - With High Efficiency Motor Furnaces¹ (Continued)

UNIT MODEL	FURNACE		COIL MODEL ²	STAGE	COOLING						
	MODEL	WIDTH			RATED CFM	NET MBH		SEER	EER		
						TOTAL	SENS.				
YXT48B21S	TM8V100C20MP11C	21.0	CF/CM64D	1	975	40.0	28.0	17.25	25.30		
				2	1425	48.0	35.6		13.25		
YXT48B21S	TM8V100C20MP12C	21.0	CF/CM/CU48C	1	925	39.0	26.4	17.25	24.95		
				2	1375	48.0	35.0		13.25		
YXT48B21S	TM8V100C20MP12C	21.0	CF/CM/CU60C	1	1075	40.0	29.0	17.00	25.05		
				2	1550	48.0	37.0		13.00		
YXT48B21S	TM8V100C20MP12C	21.0	CF/CM64D	1	975	40.0	28.0	17.25	25.30		
				2	1425	48.0	35.6		13.25		
YXT48B21S	TM8V120C20MP11C	21.0	CF/CM/CU48C	1	925	39.0	26.4	17.25	24.95		
				2	1375	48.0	35.0		13.25		
YXT48B21S	TM8V120C20MP11C	21.0	CF/CM/CU60C	1	1075	40.0	29.0	17.00	25.05		
				2	1550	48.0	37.0		13.00		
YXT48B21S	TM8V120C20MP11C	21.0	CF/CM64D	1	975	40.0	28.0	17.25	25.30		
				2	1425	48.0	35.6		13.25		
YXT48B21S	TM8V120C20MP12C	21.0	CF/CM/CU48C	1	925	39.0	26.4	17.25	24.95		
				2	1375	48.0	35.0		13.25		
YXT48B21S	TM8V120C20MP12C	21.0	CF/CM/CU60C	1	1075	40.0	29.0	17.00	25.05		
				2	1550	48.0	37.0		13.00		
YXT48B21S	TM8V120C20MP12C	21.0	CF/CM64D	1	975	40.0	28.0	17.25	25.30		
				2	1425	48.0	35.6		13.25		
YXT48B21S	TM8X080C16MP11	21.0	CF/CM/CU48C	1	1400	40.5	32.4	15.75	22.55		
				2	1525	48.0	36.6		12.50		
YXT48B21S	TM8X080C16MP11	21.0	CF/CM/CU60C	1	1375	41.0	32.2	15.75	22.75		
				2	1525	48.0	36.6		12.50		
YXT48B21S	TM8X080C16MP11	21.0	CF/CM64D	1	1375	41.0	32.0	16.00	22.95		
				2	1525	48.0	36.6		13.00		
YXT48B21S	TM8X100C16MP11	21.0	CF/CM/CU48C	1	1400	40.5	32.4	15.75	22.55		
				2	1525	48.0	36.6		12.50		
YXT48B21S	TM8X100C16MP11	21.0	CF/CM/CU60C	1	1375	41.0	32.2	15.75	22.75		
				2	1525	48.0	36.6		12.50		
YXT48B21S	TM8X100C16MP11	21.0	CF/CM64D	1	1375	41.0	32.0	16.00	22.95		
				2	1525	48.0	36.6		13.00		
YXT48B21S	TM8X100C20MP11	21.0	CF/CM/CU48C	1	1250	40.5	31.0	17.00	24.25		
				2	1375	48.0	35.0		13.25		
YXT48B21S	TM8X100C20MP11	21.0	CF/CM/CU60C	1	1250	40.5	31.0	16.50	24.20		
				2	1375	48.0	35.6		13.25		
YXT48B21S	TM8X100C20MP11	21.0	CF/CM64D	1	1225	40.5	30.4	17.00	24.40		
				2	1375	48.0	35.2		13.50		
YXT48B21S	TM8X120C20MP11	21.0	CF/CM/CU48C	1	1250	40.5	31.0	17.00	24.25		
				2	1375	48.0	35.0		13.25		
YXT48B21S	TM8X120C20MP11	21.0	CF/CM/CU60C	1	1250	40.5	31.0	16.50	24.20		
				2	1375	48.0	35.6		13.25		
YXT48B21S	TM8X120C20MP11	21.0	CF/CM64D	1	1225	40.5	30.4	17.00	24.40		
				2	1375	48.0	35.2		13.50		
YXT48B21S	TM8Y080C16MP11	21.0	CF/CM/CU48C	1	1400	40.5	32.4	15.75	22.55		
				2	1525	48.0	36.6		12.50		
YXT48B21S	TM8Y080C16MP11	21.0	CF/CM/CU60C	1	1375	41.0	32.2	15.75	22.75		
				2	1525	48.0	36.6		12.50		
YXT48B21S	TM8Y080C16MP11	21.0	CF/CM64D	1	1375	41.0	32.0	16.00	22.95		
				2	1525	48.0	36.6		13.00		
YXT48B21S	TM8Y100C16MP11	21.0	CF/CM/CU48C	1	1400	40.5	32.4	15.75	22.55		
				2	1525	48.0	36.6		12.50		

COOLING CAPACITY - With High Efficiency Motor Furnaces¹ (Continued)

UNIT MODEL	FURNACE		COIL MODEL ²	STAGE	COOLING				
	MODEL	WIDTH			RATED CFM	NET MBH		SEER	EER
						TOTAL	SENS.		
YXT48B21S	TM8Y100C16MP11	21.0	CF/CM/CU60C	1	1375	41.0	32.2	15.75	22.75
				2	1525	48.0	36.6		12.50
YXT48B21S	TM8Y100C16MP11	21.0	CF/CM64D	1	1375	41.0	32.0	16.00	22.95
				2	1525	48.0	36.6		13.00
YXT48B21S	TM8Y100C20MP11	21.0	CF/CM/CU48C	1	1250	40.5	31.0	17.00	24.25
				2	1375	48.0	35.0		13.25
YXT48B21S	TM8Y100C20MP11	21.0	CF/CM/CU60C	1	1250	40.5	31.0	16.50	24.20
				2	1375	48.0	35.6		13.25
YXT48B21S	TM8Y100C20MP11	21.0	CF/CM64D	1	1225	40.5	30.4	17.00	24.40
				2	1375	48.0	35.2		13.50
YXT48B21S	TM8Y120C20MP11	21.0	CF/CM/CU48C	1	1250	40.5	31.0	17.00	24.25
				2	1375	48.0	35.0		13.25
YXT48B21S	TM8Y120C20MP11	21.0	CF/CM/CU60C	1	1250	40.5	31.0	16.50	24.20
				2	1375	48.0	35.6		13.25
YXT48B21S	TM8Y120C20MP11	21.0	CF/CM64D	1	1225	40.5	30.4	17.00	24.40
				2	1375	48.0	35.2		13.50
YXT48B21S	TM9E100C16MP11	21.0	CF/CM/CU48C	1	1275	39.5	31.0	16.00	22.50
				2	1400	47.5	35.2		12.75
YXT48B21S	TM9E100C16MP11	21.0	CF/CM/CU60C	1	1275	40.0	31.0	16.00	22.85
				2	1400	48.0	35.8		12.75
YXT48B21S	TM9E100C16MP11	21.0	CF/CM64D	1	1275	40.5	30.8	16.00	23.25
				2	1375	48.0	35.2		13.00
YXT48B21S	TM9E100C20MP11	21.0	CF/CM/CU48C	1	1200	40.0	30.4	16.75	23.65
				2	1350	48.0	34.8		13.00
YXT48B21S	TM9E100C20MP11	21.0	CF/CM/CU60C	1	1200	40.5	30.4	16.25	23.75
				2	1325	47.5	34.6		13.00
YXT48B21S	TM9E100C20MP11	21.0	CF/CM64D	1	1375	41.0	32.0	16.25	23.15
				2	1525	48.0	36.4		13.00
YXT48B21S	TM9E120D20MP11	24.5	CF/CM/CU48D	1	1275	39.5	31.0	16.75	23.75
				2	1400	48.0	35.6		13.25
YXT48B21S	TM9E120D20MP11	24.5	CF/CM/CU60D	1	1275	40.5	31.4	16.75	24.15
				2	1400	48.0	35.8		13.25
YXT48B21S	TM9E120D20MP11	24.5	CF/CM64D	1	1250	41.0	31.2	16.75	24.40
				2	1375	48.0	35.2		13.25
YXT48B21S	TM9V080C16MP11C	21.0	CF/CM/CU48C	1	900	38.5	26.2	16.75	24.25
				2	1375	47.5	34.8		12.75
YXT48B21S	TM9V080C16MP11C	21.0	CF/CM/CU60C	1	900	38.5	26.4	16.50	24.15
				2	1375	48.0	35.6		12.75
YXT48B21S	TM9V080C16MP11C	21.0	CF/CM64D	1	950	38.5	27.0	16.75	24.35
				2	1475	48.0	36.2		12.75
YXT48B21S	TM9V080C16MP12C	21.0	CF/CM/CU48C	1	900	38.5	26.2	16.75	24.25
				2	1375	47.5	34.8		12.75
YXT48B21S	TM9V080C16MP12C	21.0	CF/CM/CU60C	1	900	38.5	26.4	16.50	24.15
				2	1375	48.0	35.6		12.75
YXT48B21S	TM9V080C16MP12C	21.0	CF/CM64D	1	950	38.5	27.0	16.75	24.35
				2	1475	48.0	36.2		12.75
YXT48B21S	TM9V100C16MP11C	21.0	CF/CM/CU48C	1	925	39.0	26.6	17.00	24.60
				2	1325	47.5	34.4		13.00
YXT48B21S	TM9V100C16MP11C	21.0	CF/CM/CU60C	1	1100	39.5	28.8	16.75	24.35
				2	1600	48.0	37.2		12.50
YXT48B21S	TM9V100C16MP11C	21.0	CF/CM64D	1	1025	39.0	28.0	17.25	24.50
				2	1475	48.0	36.2		13.00

COOLING CAPACITY - With High Efficiency Motor Furnaces¹ (Continued)

UNIT MODEL	FURNACE		COIL MODEL ²	STAGE	COOLING						
	MODEL	WIDTH			RATED CFM	NET MBH		SEER	EER		
						TOTAL	SENS.				
YXT48B21S	TM9V100C16MP12C	21.0	CF/CM/CU48C	1	925	39.0	26.6	17.00	24.60		
				2	1325	47.5	34.4		13.00		
YXT48B21S	TM9V100C16MP12C	21.0	CF/CM/CU60C	1	1100	39.5	28.8	16.75	24.35		
				2	1600	48.0	37.2		12.50		
YXT48B21S	TM9V100C16MP12C	21.0	CF/CM64D	1	1025	39.0	28.0	17.25	24.50		
				2	1475	48.0	36.2		13.00		
YXT48B21S	TM9V100C20MP11C	21.0	CF/CM/CU48C	1	825	38.0	25.2	17.00	24.50		
				2	1350	48.0	34.8		13.00		
YXT48B21S	TM9V100C20MP11C	21.0	CF/CM/CU60C	1	1050	39.5	28.4	16.75	24.50		
				2	1625	48.0	37.4		12.50		
YXT48B21S	TM9V100C20MP11C	21.0	CF/CM64D	1	900	39.0	26.8	17.00	24.80		
				2	1475	48.0	36.2		13.00		
YXT48B21S	TM9V100C20MP12C	21.0	CF/CM/CU48C	1	825	38.0	25.2	17.00	24.50		
				2	1350	48.0	34.8		13.00		
YXT48B21S	TM9V100C20MP12C	21.0	CF/CM/CU60C	1	1050	39.5	28.4	16.75	24.50		
				2	1625	48.0	37.4		12.50		
YXT48B21S	TM9V100C20MP12C	21.0	CF/CM64D	1	900	39.0	26.8	17.00	24.80		
				2	1475	48.0	36.2		13.00		
YXT48B21S	TM9V120D20MP11C	24.5	CF/CM/CU48D	1	925	38.5	26.4	17.00	24.85		
				2	1425	48.0	35.6		13.25		
YXT48B21S	TM9V120D20MP11C	24.5	CF/CM/CU60D	1	1000	39.5	28.0	17.00	25.15		
				2	1575	48.0	37.0		13.25		
YXT48B21S	TM9V120D20MP11C	24.5	CF/CM64D	1	925	39.5	27.2	17.25	25.15		
				2	1425	48.0	35.6		13.25		
YXT48B21S	TM9V120D20MP12C	24.5	CF/CM/CU48D	1	925	38.5	26.4	17.00	24.85		
				2	1425	48.0	35.6		13.25		
YXT48B21S	TM9V120D20MP12C	24.5	CF/CM/CU60D	1	1000	39.5	28.0	17.00	25.15		
				2	1575	48.0	37.0		13.25		
YXT48B21S	TM9V120D20MP12C	24.5	CF/CM64D	1	925	39.5	27.2	17.25	25.15		
				2	1425	48.0	35.6		13.25		
YXT48B21S	TM9Y100C16MP11	21.0	CF/CM/CU48C	1	1275	39.5	31.0	16.00	22.50		
				2	1400	47.5	35.2		12.75		
YXT48B21S	TM9Y100C16MP11	21.0	CF/CM/CU60C	1	1275	40.0	31.0	16.00	22.85		
				2	1400	48.0	35.8		12.75		
YXT48B21S	TM9Y100C16MP11	21.0	CF/CM64D	1	1275	40.5	30.8	16.00	23.25		
				2	1375	48.0	35.2		13.00		
YXT48B21S	TM9Y100C20MP11	21.0	CF/CM/CU48C	1	1200	40.0	30.4	16.75	23.65		
				2	1350	48.0	34.8		13.00		
YXT48B21S	TM9Y100C20MP11	21.0	CF/CM/CU60C	1	1200	40.5	30.4	16.25	23.75		
				2	1325	47.5	34.6		13.00		
YXT48B21S	TM9Y100C20MP11	21.0	CF/CM64D	1	1375	41.0	32.0	16.25	23.15		
				2	1525	48.0	36.4		13.00		
YXT48B21S	TM9Y120D20MP11	24.5	CF/CM/CU48D	1	1275	39.5	31.0	16.75	23.75		
				2	1400	48.0	35.6		13.25		
YXT48B21S	TM9Y120D20MP11	24.5	CF/CM/CU60D	1	1275	40.5	31.4	16.75	24.15		
				2	1400	48.0	35.8		13.25		
YXT48B21S	TM9Y120D20MP11	24.5	CF/CM64D	1	1250	41.0	31.2	16.75	24.40		
				2	1375	48.0	35.2		13.25		
YXT48B21S	TMLV080C16MP11C	21.0	CF/CM/CU48C	1	875	38.5	26.0	17.00	24.40		
				2	1375	48.0	35.0		13.00		
YXT48B21S	TMLV080C16MP11C	21.0	CF/CM/CU60C	1	900	38.5	26.4	16.75	24.45		
				2	1425	48.0	35.6		13.00		

COOLING CAPACITY - With High Efficiency Motor Furnaces¹ (Continued)

UNIT MODEL	FURNACE		COIL MODEL ²	STAGE	COOLING						
	MODEL	WIDTH			RATED CFM	NET MBH		SEER	EER		
						TOTAL	SENS.				
YXT48B21S	TMLV080C16MP11C	21.0	CF/CM64D	1	975	39.5	27.4	17.00	24.85		
				2	1425	48.0	35.6		13.00		
YXT48B21S	TMLV080C16MP12C	21.0	CF/CM/CU48C	1	875	38.5	26.0	17.00	24.40		
				2	1375	48.0	35.0		13.00		
YXT48B21S	TMLV080C16MP12C	21.0	CF/CM/CU60C	1	900	38.5	26.4	16.75	24.45		
				2	1425	48.0	35.6		13.00		
YXT48B21S	TMLV080C16MP12C	21.0	CF/CM64D	1	975	39.5	27.4	17.00	24.85		
				2	1425	48.0	35.6		13.00		
YXT48B21S	TMLV100C16MP11C	21.0	CF/CM/CU48C	1	875	38.5	26.0	17.00	24.40		
				2	1375	48.0	35.0		13.00		
YXT48B21S	TMLV100C16MP11C	21.0	CF/CM/CU60C	1	900	38.5	26.4	16.75	24.45		
				2	1425	48.0	35.6		13.00		
YXT48B21S	TMLV100C16MP11C	21.0	CF/CM64D	1	975	39.5	27.4	17.00	24.85		
				2	1425	48.0	35.6		13.00		
YXT48B21S	TMLV100C16MP12C	21.0	CF/CM/CU48C	1	875	38.5	26.0	17.00	24.40		
				2	1375	48.0	35.0		13.00		
YXT48B21S	TMLV100C16MP12C	21.0	CF/CM/CU60C	1	900	38.5	26.4	16.75	24.45		
				2	1425	48.0	35.6		13.00		
YXT48B21S	TMLV100C16MP12C	21.0	CF/CM64D	1	975	39.5	27.4	17.00	24.85		
				2	1425	48.0	35.6		13.00		
YXT48B21S	TMLV100C20MP11C	21.0	CF/CM/CU48C	1	925	39.0	26.4	17.25	24.95		
				2	1375	48.0	35.0		13.25		
YXT48B21S	TMLV100C20MP11C	21.0	CF/CM/CU60C	1	1075	40.0	29.0	17.00	25.05		
				2	1550	48.0	37.0		13.00		
YXT48B21S	TMLV100C20MP11C	21.0	CF/CM64D	1	975	40.0	28.0	17.25	25.30		
				2	1425	48.0	35.6		13.25		
YXT48B21S	TMLV100C20MP12C	21.0	CF/CM/CU48C	1	925	39.0	26.4	17.25	24.95		
				2	1375	48.0	35.0		13.25		
YXT48B21S	TMLV100C20MP12C	21.0	CF/CM/CU60C	1	1075	40.0	29.0	17.00	25.05		
				2	1550	48.0	37.0		13.00		
YXT48B21S	TMLV100C20MP12C	21.0	CF/CM64D	1	975	40.0	28.0	17.25	25.30		
				2	1425	48.0	35.6		13.25		
YXT48B21S	TMLV120C20MP11C	21.0	CF/CM/CU48C	1	925	39.0	26.4	17.25	24.95		
				2	1375	48.0	35.0		13.25		
YXT48B21S	TMLV120C20MP11C	21.0	CF/CM/CU60C	1	1075	40.0	29.0	17.00	25.05		
				2	1550	48.0	37.0		13.00		
YXT48B21S	TMLV120C20MP11C	21.0	CF/CM64D	1	975	40.0	28.0	17.25	25.30		
				2	1425	48.0	35.6		13.25		
YXT48B21S	TMLV120C20MP12C	21.0	CF/CM/CU48C	1	925	39.0	26.4	17.25	24.95		
				2	1375	48.0	35.0		13.25		
YXT48B21S	TMLV120C20MP12C	21.0	CF/CM/CU60C	1	1075	40.0	29.0	17.00	25.05		
				2	1550	48.0	37.0		13.00		
YXT48B21S	TMLV120C20MP12C	21.0	CF/CM64D	1	975	40.0	28.0	17.25	25.30		
				2	1425	48.0	35.6		13.25		
YXT48B21S	TMLX080C16MP11	21.0	CF/CM/CU48C	1	1400	40.5	32.4	15.75	22.55		
				2	1525	48.0	36.6		12.50		
YXT48B21S	TMLX080C16MP11	21.0	CF/CM/CU60C	1	1375	41.0	32.2	15.75	22.75		
				2	1525	48.0	36.6		12.50		
YXT48B21S	TMLX080C16MP11	21.0	CF/CM64D	1	1375	41.0	32.0	16.00	22.95		
				2	1525	48.0	36.6		13.00		
YXT48B21S	TMLX100C16MP11	21.0	CF/CM/CU48C	1	1400	40.5	32.4	15.75	22.55		
				2	1525	48.0	36.6		12.50		

COOLING CAPACITY - With High Efficiency Motor Furnaces¹ (Continued)

UNIT MODEL	FURNACE		COIL MODEL ²	STAGE	COOLING						
	MODEL	WIDTH			RATED CFM	NET MBH		SEER	EER		
						TOTAL	SENS.				
YXT48B21S	TMLX100C16MP11	21.0	CF/CM/CU60C	1	1375	41.0	32.2	15.75	22.75		
				2	1525	48.0	36.6		12.50		
YXT48B21S	TMLX100C16MP11	21.0	CF/CM64D	1	1375	41.0	32.0	16.00	22.95		
				2	1525	48.0	36.6		13.00		
YXT48B21S	TMLX100C20MP11	21.0	CF/CM/CU48C	1	1250	40.5	31.0	17.00	24.25		
				2	1375	48.0	35.0		13.25		
YXT48B21S	TMLX100C20MP11	21.0	CF/CM/CU60C	1	1250	40.5	31.0	16.50	24.20		
				2	1375	48.0	35.6		13.25		
YXT48B21S	TMLX100C20MP11	21.0	CF/CM64D	1	1225	40.5	30.4	17.00	24.40		
				2	1375	48.0	35.2		13.50		
YXT48B21S	TMLX120C20MP11	21.0	CF/CM/CU48C	1	1250	40.5	31.0	17.00	24.25		
				2	1375	48.0	35.0		13.25		
YXT48B21S	TMLX120C20MP11	21.0	CF/CM/CU60C	1	1250	40.5	31.0	16.50	24.20		
				2	1375	48.0	35.6		13.25		
YXT48B21S	TMLX120C20MP11	21.0	CF/CM64D	1	1225	40.5	30.4	17.00	24.40		
				2	1375	48.0	35.2		13.50		
YXT48B21S	TP9C080C16MP12C	21.0	CF/CM/CU48C	1	900	38.5	26.2	16.75	24.25		
				2	1375	47.5	34.8		12.75		
YXT48B21S	TP9C080C16MP12C	21.0	CF/CM/CU60C	1	900	38.5	26.4	16.50	24.15		
				2	1375	48.0	35.6		12.75		
YXT48B21S	TP9C080C16MP12C	21.0	CF/CM64D	1	950	38.5	27.0	16.75	24.35		
				2	1475	48.0	36.2		12.75		
YXT48B21S	TP9C080C16MP13C	21.0	CF/CM/CU48C	1	900	38.5	26.2	16.75	24.25		
				2	1375	47.5	34.8		12.75		
YXT48B21S	TP9C080C16MP13C	21.0	CF/CM/CU60C	1	900	38.5	26.4	16.50	24.15		
				2	1375	48.0	35.6		12.75		
YXT48B21S	TP9C080C16MP13C	21.0	CF/CM64D	1	950	38.5	27.0	16.75	24.35		
				2	1475	48.0	36.2		12.75		
YXT48B21S	TP9C100C16MP12C	21.0	CF/CM/CU48C	1	925	39.0	26.6	17.00	24.60		
				2	1325	47.5	34.4		13.00		
YXT48B21S	TP9C100C16MP12C	21.0	CF/CM/CU60C	1	1100	39.5	28.8	16.75	24.35		
				2	1600	48.0	37.2		12.50		
YXT48B21S	TP9C100C16MP12C	21.0	CF/CM64D	1	1025	39.0	28.0	17.25	24.50		
				2	1475	48.0	36.2		13.00		
YXT48B21S	TP9C100C16MP13C	21.0	CF/CM/CU48C	1	925	39.0	26.6	17.00	24.60		
				2	1325	47.5	34.4		13.00		
YXT48B21S	TP9C100C16MP13C	21.0	CF/CM/CU60C	1	1100	39.5	28.8	16.75	24.35		
				2	1600	48.0	37.2		12.50		
YXT48B21S	TP9C100C16MP13C	21.0	CF/CM64D	1	1025	39.0	28.0	17.25	24.50		
				2	1475	48.0	36.2		13.00		
YXT48B21S	TP9C100C20MP12C	21.0	CF/CM/CU48C	1	825	38.0	25.2	17.00	24.50		
				2	1350	48.0	34.8		13.00		
YXT48B21S	TP9C100C20MP12C	21.0	CF/CM/CU60C	1	1050	39.5	28.4	16.75	24.50		
				2	1625	48.0	37.4		12.50		
YXT48B21S	TP9C100C20MP12C	21.0	CF/CM64D	1	900	39.0	26.8	17.00	24.80		
				2	1475	48.0	36.2		13.00		
YXT48B21S	TP9C100C20MP13C	21.0	CF/CM/CU48C	1	825	38.0	25.2	17.00	24.50		
				2	1350	48.0	34.8		13.00		
YXT48B21S	TP9C100C20MP13C	21.0	CF/CM/CU60C	1	1050	39.5	28.4	16.75	24.50		
				2	1625	48.0	37.4		12.50		
YXT48B21S	TP9C100C20MP13C	21.0	CF/CM64D	1	900	39.0	26.8	17.00	24.80		
				2	1475	48.0	36.2		13.00		

COOLING CAPACITY - With High Efficiency Motor Furnaces¹ (Continued)

UNIT MODEL	FURNACE		COIL MODEL ²	STAGE	COOLING						
	MODEL	WIDTH			RATED CFM	NET MBH		SEER	EER		
						TOTAL	SENS.				
YXT48B21S	TP9C120D20MP12C	24.5	CF/CM/CU48D	1	925	38.5	26.4	17.00	24.85		
				2	1425	48.0	35.6		13.25		
YXT48B21S	TP9C120D20MP12C	24.5	CF/CM/CU60D	1	1000	39.5	28.0	17.00	25.15		
				2	1575	48.0	37.0		13.25		
YXT48B21S	TP9C120D20MP12C	24.5	CF/CM64D	1	925	39.5	27.2	17.25	25.15		
				2	1425	48.0	35.6		13.25		
YXT48B21S	TP9C120D20MP13C	24.5	CF/CM/CU48D	1	925	38.5	26.4	17.00	24.85		
				2	1425	48.0	35.6		13.25		
YXT48B21S	TP9C120D20MP13C	24.5	CF/CM/CU60D	1	1000	39.5	28.0	17.00	25.15		
				2	1575	48.0	37.0		13.25		
YXT48B21S	TP9C120D20MP13C	24.5	CF/CM64D	1	925	39.5	27.2	17.25	25.15		
				2	1425	48.0	35.6		13.25		
YXT48B21S	TPLC080C16MP12C	21.0	CF/CM/CU48C	1	875	38.5	26.0	17.00	24.40		
				2	1375	48.0	35.0		13.00		
YXT48B21S	TPLC080C16MP12C	21.0	CF/CM/CU60C	1	900	38.5	26.4	16.75	24.45		
				2	1425	48.0	35.6		13.00		
YXT48B21S	TPLC080C16MP12C	21.0	CF/CM64D	1	975	39.5	27.4	17.00	24.85		
				2	1425	48.0	35.6		13.00		
YXT48B21S	TPLC080C16MP13C	21.0	CF/CM/CU48C	1	875	38.5	26.0	17.00	24.40		
				2	1375	48.0	35.0		13.00		
YXT48B21S	TPLC080C16MP13C	21.0	CF/CM/CU60C	1	900	38.5	26.4	16.75	24.45		
				2	1425	48.0	35.6		13.00		
YXT48B21S	TPLC080C16MP13C	21.0	CF/CM64D	1	975	39.5	27.4	17.00	24.85		
				2	1425	48.0	35.6		13.00		
YXT48B21S	TPLC100C16MP12C	21.0	CF/CM/CU48C	1	875	38.5	26.0	17.00	24.40		
				2	1375	48.0	35.0		13.00		
YXT48B21S	TPLC100C16MP12C	21.0	CF/CM/CU60C	1	900	38.5	26.4	16.75	24.45		
				2	1425	48.0	35.6		13.00		
YXT48B21S	TPLC100C16MP12C	21.0	CF/CM64D	1	975	39.5	27.4	17.00	24.85		
				2	1425	48.0	35.6		13.00		
YXT48B21S	TPLC100C16MP13C	21.0	CF/CM/CU48C	1	875	38.5	26.0	17.00	24.40		
				2	1375	48.0	35.0		13.00		
YXT48B21S	TPLC100C16MP13C	21.0	CF/CM/CU60C	1	900	38.5	26.4	16.75	24.45		
				2	1425	48.0	35.6		13.00		
YXT48B21S	TPLC100C16MP13C	21.0	CF/CM64D	1	975	39.5	27.4	17.00	24.85		
				2	1425	48.0	35.6		13.00		
YXT48B21S	TPLC100C20MP12C	21.0	CF/CM/CU48C	1	925	39.0	26.4	17.25	24.95		
				2	1375	48.0	35.0		13.25		
YXT48B21S	TPLC100C20MP12C	21.0	CF/CM/CU60C	1	1075	40.0	29.0	17.00	25.05		
				2	1550	48.0	37.0		13.00		
YXT48B21S	TPLC100C20MP12C	21.0	CF/CM64D	1	975	40.0	28.0	17.25	25.30		
				2	1425	48.0	35.6		13.25		
YXT48B21S	TPLC100C20MP13C	21.0	CF/CM/CU48C	1	925	39.0	26.4	17.25	24.95		
				2	1375	48.0	35.0		13.25		
YXT48B21S	TPLC100C20MP13C	21.0	CF/CM/CU60C	1	1075	40.0	29.0	17.00	25.05		
				2	1550	48.0	37.0		13.00		
YXT48B21S	TPLC100C20MP13C	21.0	CF/CM64D	1	975	40.0	28.0	17.25	25.30		
				2	1425	48.0	35.6		13.25		
YXT48B21S	TPLC120C20MP12C	21.0	CF/CM/CU48C	1	925	39.0	26.4	17.25	24.95		
				2	1375	48.0	35.0		13.25		
YXT48B21S	TPLC120C20MP12C	21.0	CF/CM/CU60C	1	1075	40.0	29.0	17.00	25.05		
				2	1550	48.0	37.0		13.00		

COOLING CAPACITY - With High Efficiency Motor Furnaces¹ (Continued)

UNIT MODEL	FURNACE		COIL MODEL ²	STAGE	COOLING						
	MODEL	WIDTH			RATED CFM	NET MBH		SEER	EER		
						TOTAL	SENS.				
YXT48B21S	TPLC120C20MP12C	21.0	CF/CM64D	1	975	40.0	28.0	17.25	25.30		
				2	1425	48.0	35.6		13.25		
YXT48B21S	TPLC120C20MP13C	21.0	CF/CM/CU48C	1	925	39.0	26.4	17.25	24.95		
				2	1375	48.0	35.0		13.25		
YXT48B21S	TPLC120C20MP13C	21.0	CF/CM/CU60C	1	1075	40.0	29.0	17.00	25.05		
				2	1550	48.0	37.0		13.00		
YXT48B21S	TPLC120C20MP13C	21.0	CF/CM64D	1	975	40.0	28.0	17.25	25.30		
				2	1425	48.0	35.6		13.25		
YXT48B21S	YP9C080C16MP12C	21.0	CF/CM/CU48C	1	900	38.5	26.2	16.75	24.25		
				2	1375	47.5	34.8		12.75		
YXT48B21S	YP9C080C16MP12C	21.0	CF/CM/CU60C	1	900	38.5	26.4	16.50	24.15		
				2	1375	48.0	35.6		12.75		
YXT48B21S	YP9C080C16MP12C	21.0	CF/CM64D	1	950	38.5	27.0	16.75	24.35		
				2	1475	48.0	36.2		12.75		
YXT48B21S	YP9C080C16MP13C	21.0	CF/CM/CU48C	1	900	38.5	26.2	16.75	24.25		
				2	1375	47.5	34.8		12.75		
YXT48B21S	YP9C080C16MP13C	21.0	CF/CM/CU60C	1	900	38.5	26.4	16.50	24.15		
				2	1375	48.0	35.6		12.75		
YXT48B21S	YP9C080C16MP13C	21.0	CF/CM64D	1	950	38.5	27.0	16.75	24.35		
				2	1475	48.0	36.2		12.75		
YXT48B21S	YP9C100C16MP12C	21.0	CF/CM/CU48C	1	925	39.0	26.6	17.00	24.60		
				2	1325	47.5	34.4		13.00		
YXT48B21S	YP9C100C16MP12C	21.0	CF/CM/CU60C	1	1100	39.5	28.8	16.75	24.35		
				2	1600	48.0	37.2		12.50		
YXT48B21S	YP9C100C16MP12C	21.0	CF/CM64D	1	1025	39.0	28.0	17.25	24.50		
				2	1475	48.0	36.2		13.00		
YXT48B21S	YP9C100C16MP13C	21.0	CF/CM/CU48C	1	925	39.0	26.6	17.00	24.60		
				2	1325	47.5	34.4		13.00		
YXT48B21S	YP9C100C16MP13C	21.0	CF/CM/CU60C	1	1100	39.5	28.8	16.75	24.35		
				2	1600	48.0	37.2		12.50		
YXT48B21S	YP9C100C16MP13C	21.0	CF/CM64D	1	1025	39.0	28.0	17.25	24.50		
				2	1475	48.0	36.2		13.00		
YXT48B21S	YP9C100C20MP12C	21.0	CF/CM/CU48C	1	825	38.0	25.2	17.00	24.50		
				2	1350	48.0	34.8		13.00		
YXT48B21S	YP9C100C20MP12C	21.0	CF/CM/CU60C	1	1050	39.5	28.4	16.75	24.50		
				2	1625	48.0	37.4		12.50		
YXT48B21S	YP9C100C20MP12C	21.0	CF/CM64D	1	900	39.0	26.8	17.00	24.80		
				2	1475	48.0	36.2		13.00		
YXT48B21S	YP9C100C20MP13C	21.0	CF/CM/CU48C	1	825	38.0	25.2	17.00	24.50		
				2	1350	48.0	34.8		13.00		
YXT48B21S	YP9C100C20MP13C	21.0	CF/CM/CU60C	1	1050	39.5	28.4	16.75	24.50		
				2	1625	48.0	37.4		12.50		
YXT48B21S	YP9C100C20MP13C	21.0	CF/CM64D	1	900	39.0	26.8	17.00	24.80		
				2	1475	48.0	36.2		13.00		
YXT48B21S	YP9C120D20MP12C	24.5	CF/CM/CU48D	1	925	38.5	26.4	17.00	24.85		
				2	1425	48.0	35.6		13.25		
YXT48B21S	YP9C120D20MP12C	24.5	CF/CM/CU60D	1	1000	39.5	28.0	17.00	25.15		
				2	1575	48.0	37.0		13.25		
YXT48B21S	YP9C120D20MP12C	24.5	CF/CM64D	1	925	39.5	27.2	17.25	25.15		
				2	1425	48.0	35.6		13.25		
YXT48B21S	YP9C120D20MP13C	24.5	CF/CM/CU48D	1	925	38.5	26.4	17.00	24.85		
				2	1425	48.0	35.6		13.25		

COOLING CAPACITY - With High Efficiency Motor Furnaces¹ (Continued)

UNIT MODEL	FURNACE		COIL MODEL ²	STAGE	COOLING						
	MODEL	WIDTH			RATED CFM	NET MBH		SEER	EER		
						TOTAL	SENS.				
YXT48B21S	YP9C120D20MP13C	24.5	CF/CM/CU60D	1	1000	39.5	28.0	17.00	25.15		
				2	1575	48.0	37.0		13.25		
YXT48B21S	YP9C120D20MP13C	24.5	CF/CM64D	1	925	39.5	27.2	17.25	25.15		
				2	1425	48.0	35.6		13.25		
YXT48B21S	YPLC080C16MP12C	21.0	CF/CM/CU48C	1	875	38.5	26.0	17.00	24.40		
				2	1375	48.0	35.0		13.00		
YXT48B21S	YPLC080C16MP12C	21.0	CF/CM/CU60C	1	900	38.5	26.4	16.75	24.45		
				2	1425	48.0	35.6		13.00		
YXT48B21S	YPLC080C16MP12C	21.0	CF/CM64D	1	975	39.5	27.4	17.00	24.85		
				2	1425	48.0	35.6		13.00		
YXT48B21S	YPLC080C16MP13C	21.0	CF/CM/CU48C	1	875	38.5	26.0	17.00	24.40		
				2	1375	48.0	35.0		13.00		
YXT48B21S	YPLC080C16MP13C	21.0	CF/CM/CU60C	1	900	38.5	26.4	16.75	24.45		
				2	1425	48.0	35.6		13.00		
YXT48B21S	YPLC080C16MP13C	21.0	CF/CM64D	1	975	39.5	27.4	17.00	24.85		
				2	1425	48.0	35.6		13.00		
YXT48B21S	YPLC100C16MP12C	21.0	CF/CM/CU48C	1	875	38.5	26.0	17.00	24.40		
				2	1375	48.0	35.0		13.00		
YXT48B21S	YPLC100C16MP12C	21.0	CF/CM/CU60C	1	900	38.5	26.4	16.75	24.45		
				2	1425	48.0	35.6		13.00		
YXT48B21S	YPLC100C16MP12C	21.0	CF/CM64D	1	975	39.5	27.4	17.00	24.85		
				2	1425	48.0	35.6		13.00		
YXT48B21S	YPLC100C16MP13C	21.0	CF/CM/CU48C	1	875	38.5	26.0	17.00	24.40		
				2	1375	48.0	35.0		13.00		
YXT48B21S	YPLC100C16MP13C	21.0	CF/CM/CU60C	1	900	38.5	26.4	16.75	24.45		
				2	1425	48.0	35.6		13.00		
YXT48B21S	YPLC100C16MP13C	21.0	CF/CM64D	1	975	39.5	27.4	17.00	24.85		
				2	1425	48.0	35.6		13.00		
YXT48B21S	YPLC100C20MP12C	21.0	CF/CM/CU48C	1	925	39.0	26.4	17.25	24.95		
				2	1375	48.0	35.0		13.25		
YXT48B21S	YPLC100C20MP12C	21.0	CF/CM/CU60C	1	1075	40.0	29.0	17.00	25.05		
				2	1550	48.0	37.0		13.00		
YXT48B21S	YPLC100C20MP12C	21.0	CF/CM64D	1	975	40.0	28.0	17.25	25.30		
				2	1425	48.0	35.6		13.25		
YXT48B21S	YPLC100C20MP13C	21.0	CF/CM/CU48C	1	925	39.0	26.4	17.25	24.95		
				2	1375	48.0	35.0		13.25		
YXT48B21S	YPLC100C20MP13C	21.0	CF/CM/CU60C	1	1075	40.0	29.0	17.00	25.05		
				2	1550	48.0	37.0		13.00		
YXT48B21S	YPLC100C20MP13C	21.0	CF/CM64D	1	975	40.0	28.0	17.25	25.30		
				2	1425	48.0	35.6		13.25		
YXT48B21S	YPLC120C20MP12C	21.0	CF/CM/CU48C	1	925	39.0	26.4	17.25	24.95		
				2	1375	48.0	35.0		13.25		
YXT48B21S	YPLC120C20MP12C	21.0	CF/CM/CU60C	1	1075	40.0	29.0	17.00	25.05		
				2	1550	48.0	37.0		13.00		
YXT48B21S	YPLC120C20MP12C	21.0	CF/CM64D	1	975	40.0	28.0	17.25	25.30		
				2	1425	48.0	35.6		13.25		
YXT48B21S	YPLC120C20MP13C	21.0	CF/CM/CU48C	1	925	39.0	26.4	17.25	24.95		
				2	1375	48.0	35.0		13.25		
YXT48B21S	YPLC120C20MP13C	21.0	CF/CM/CU60C	1	1075	40.0	29.0	17.00	25.05		
				2	1550	48.0	37.0		13.00		
YXT48B21S	YPLC120C20MP13C	21.0	CF/CM64D	1	975	40.0	28.0	17.25	25.30		
				2	1425	48.0	35.6		13.25		

COOLING CAPACITY - With High Efficiency Motor Furnaces¹ (Continued)

UNIT MODEL	FURNACE		COIL MODEL ²	STAGE	COOLING						
	MODEL	WIDTH			RATED CFM	NET MBH		SEER	EER		
						TOTAL	SENS.				
YXT60B21S	TM8V080C16MP11C	21.0	CF/CM/CU60C	1	1100	45.5	31.8	15.75	22.35		
				2	1700	57.5	42.5		12.00		
YXT60B21S	TM8V080C16MP11C	21.0	CF/CM/CU60D	1	1100	45.5	31.8	16.00	22.45		
				2	1700	57.5	42.5		12.00		
YXT60B21S	TM8V080C16MP11C	21.0	CF/CM64D	1	1100	46.0	32.0	16.00	22.60		
				2	1725	58.5	43.5		12.00		
YXT60B21S	TM8V080C16MP12C	21.0	CF/CM/CU60C	1	1100	45.5	31.8	15.75	22.35		
				2	1700	57.5	42.5		12.00		
YXT60B21S	TM8V080C16MP12C	21.0	CF/CM/CU60D	1	1100	45.5	31.8	16.00	22.45		
				2	1700	57.5	42.5		12.00		
YXT60B21S	TM8V080C16MP12C	21.0	CF/CM64D	1	1100	46.0	32.0	16.00	22.60		
				2	1725	58.5	43.5		12.00		
YXT60B21S	TM8V100C16MP11C	21.0	CF/CM/CU60C	1	1100	45.5	31.8	15.75	22.35		
				2	1700	57.5	42.5		12.00		
YXT60B21S	TM8V100C16MP11C	21.0	CF/CM/CU60D	1	1100	45.5	31.8	16.00	22.45		
				2	1700	57.5	42.5		12.00		
YXT60B21S	TM8V100C16MP11C	21.0	CF/CM64D	1	1100	46.0	32.0	16.00	22.60		
				2	1725	58.5	43.5		12.00		
YXT60B21S	TM8V100C16MP12C	21.0	CF/CM/CU60C	1	1100	45.5	31.8	15.75	22.35		
				2	1700	57.5	42.5		12.00		
YXT60B21S	TM8V100C16MP12C	21.0	CF/CM/CU60D	1	1100	45.5	31.8	16.00	22.45		
				2	1700	57.5	42.5		12.00		
YXT60B21S	TM8V100C16MP12C	21.0	CF/CM64D	1	1100	46.0	32.0	16.00	22.60		
				2	1725	58.5	43.5		12.00		
YXT60B21S	TM8V100C20MP11C	21.0	CF/CM/CU60C	1	1075	45.5	31.6	16.00	22.60		
				2	1550	57.5	41.5		12.50		
YXT60B21S	TM8V100C20MP11C	21.0	CF/CM/CU60D	1	1100	46.0	31.8	16.25	22.85		
				2	1625	58.0	42.5		12.50		
YXT60B21S	TM8V100C20MP11C	21.0	CF/CM64D	1	1050	45.5	31.2	16.25	22.90		
				2	1550	58.5	42.0		12.75		
YXT60B21S	TM8V100C20MP12C	21.0	CF/CM/CU60C	1	1075	45.5	31.6	16.00	22.60		
				2	1550	57.5	41.5		12.50		
YXT60B21S	TM8V100C20MP12C	21.0	CF/CM/CU60D	1	1100	46.0	31.8	16.25	22.85		
				2	1625	58.0	42.5		12.50		
YXT60B21S	TM8V100C20MP12C	21.0	CF/CM64D	1	1050	45.5	31.2	16.25	22.90		
				2	1550	58.5	42.0		12.75		
YXT60B21S	TM8V120C20MP11C	21.0	CF/CM/CU60C	1	1075	45.5	31.6	16.00	22.60		
				2	1550	57.5	41.5		12.50		
YXT60B21S	TM8V120C20MP11C	21.0	CF/CM/CU60D	1	1100	46.0	31.8	16.25	22.85		
				2	1625	58.0	42.5		12.50		
YXT60B21S	TM8V120C20MP11C	21.0	CF/CM64D	1	1050	45.5	31.2	16.25	22.90		
				2	1550	58.5	42.0		12.75		
YXT60B21S	TM8V120C20MP12C	21.0	CF/CM/CU60C	1	1075	45.5	31.6	16.00	22.60		
				2	1550	57.5	41.5		12.50		
YXT60B21S	TM8V120C20MP12C	21.0	CF/CM/CU60D	1	1100	46.0	31.8	16.25	22.85		
				2	1625	58.0	42.5		12.50		
YXT60B21S	TM8V120C20MP12C	21.0	CF/CM64D	1	1050	45.5	31.2	16.25	22.90		
				2	1550	58.5	42.0		12.75		
YXT60B21S	TM8X080C16MP11	21.0	CF/CM/CU60C	1	1375	46.5	34.8	15.25	21.25		
				2	1525	57.0	40.5		12.25		
YXT60B21S	TM8X080C16MP11	21.0	CF/CM/CU60D	1	1400	47.0	35.4	15.50	21.45		
				2	1550	57.0	41.0		12.25		

COOLING CAPACITY - With High Efficiency Motor Furnaces¹ (Continued)

UNIT MODEL	FURNACE		COIL MODEL ²	STAGE	COOLING						
	MODEL	WIDTH			RATED CFM	NET MBH		SEER	EER		
						TOTAL	SENS.				
YXT60B21S	TM8X080C16MP11	21.0	CF/CM64D	1	1375	47.5	35.4	15.50	21.65		
				2	1525	58.0	41.5		12.25		
YXT60B21S	TM8X100C16MP11	21.0	CF/CM/CU60C	1	1375	46.5	34.8	15.25	21.25		
				2	1525	57.0	40.5		12.25		
YXT60B21S	TM8X100C16MP11	21.0	CF/CM/CU60D	1	1400	47.0	35.4	15.50	21.45		
				2	1550	57.0	41.0		12.25		
YXT60B21S	TM8X100C16MP11	21.0	CF/CM64D	1	1375	47.5	35.4	15.50	21.65		
				2	1525	58.0	41.5		12.25		
YXT60B21S	TM8X100C20MP11	21.0	CF/CM/CU60C	1	1400	47.5	35.8	15.75	21.90		
				2	1550	57.5	41.5		12.50		
YXT60B21S	TM8X100C20MP11	21.0	CF/CM/CU60D	1	1450	47.5	36.2	15.75	22.05		
				2	1600	57.5	42.0		12.50		
YXT60B21S	TM8X100C20MP11	21.0	CF/CM64D	1	1400	48.0	36.2	16.00	22.25		
				2	1550	58.5	42.0		13.00		
YXT60B21S	TM8X120C20MP11	21.0	CF/CM/CU60C	1	1400	47.5	35.8	15.75	21.90		
				2	1550	57.5	41.5		12.50		
YXT60B21S	TM8X120C20MP11	21.0	CF/CM/CU60D	1	1450	47.5	36.2	15.75	22.05		
				2	1600	57.5	42.0		12.50		
YXT60B21S	TM8X120C20MP11	21.0	CF/CM64D	1	1400	48.0	36.2	16.00	22.25		
				2	1550	58.5	42.0		13.00		
YXT60B21S	TM8Y080C16MP11	21.0	CF/CM/CU60C	1	1375	46.5	34.8	15.25	21.25		
				2	1525	57.0	40.5		12.25		
YXT60B21S	TM8Y080C16MP11	21.0	CF/CM/CU60D	1	1400	47.0	35.4	15.50	21.45		
				2	1550	57.0	41.0		12.25		
YXT60B21S	TM8Y080C16MP11	21.0	CF/CM64D	1	1375	47.5	35.4	15.50	21.65		
				2	1525	58.0	41.5		12.25		
YXT60B21S	TM8Y100C16MP11	21.0	CF/CM/CU60C	1	1375	46.5	34.8	15.25	21.25		
				2	1525	57.0	40.5		12.25		
YXT60B21S	TM8Y100C16MP11	21.0	CF/CM/CU60D	1	1400	47.0	35.4	15.50	21.45		
				2	1550	57.0	41.0		12.25		
YXT60B21S	TM8Y100C16MP11	21.0	CF/CM64D	1	1375	47.5	35.4	15.50	21.65		
				2	1525	58.0	41.5		12.25		
YXT60B21S	TM8Y100C20MP11	21.0	CF/CM/CU60C	1	1400	47.5	35.8	15.75	21.90		
				2	1550	57.5	41.5		12.50		
YXT60B21S	TM8Y100C20MP11	21.0	CF/CM/CU60D	1	1450	47.5	36.2	15.75	22.05		
				2	1600	57.5	42.0		12.50		
YXT60B21S	TM8Y100C20MP11	21.0	CF/CM64D	1	1400	48.0	36.2	16.00	22.25		
				2	1550	58.5	42.0		13.00		
YXT60B21S	TM8Y120C20MP11	21.0	CF/CM/CU60C	1	1400	47.5	35.8	15.75	21.90		
				2	1550	57.5	41.5		12.50		
YXT60B21S	TM8Y120C20MP11	21.0	CF/CM/CU60D	1	1450	47.5	36.2	15.75	22.05		
				2	1600	57.5	42.0		12.50		
YXT60B21S	TM8Y120C20MP11	21.0	CF/CM64D	1	1400	48.0	36.2	16.00	22.25		
				2	1550	58.5	42.0		13.00		
YXT60B21S	TM9E100C20MP11	21.0	CF/CM/CU60C	1	1375	46.5	34.8	15.25	21.40		
				2	1525	57.0	40.5		12.25		
YXT60B21S	TM9E100C20MP11	21.0	CF/CM/CU60D	1	1400	47.0	35.4	15.50	21.60		
				2	1550	57.5	41.5		12.25		
YXT60B21S	TM9E100C20MP11	21.0	CF/CM64D	1	1375	47.5	35.4	15.50	21.80		
				2	1525	58.0	41.5		12.50		
YXT60B21S	TM9E120D20MP11	24.5	CF/CM/CU60D	1	1450	47.5	36.2	15.75	21.80		
				2	1600	57.5	42.0		12.50		

COOLING CAPACITY - With High Efficiency Motor Furnaces¹ (Continued)

UNIT MODEL	FURNACE		COIL MODEL ²	STAGE	COOLING						
	MODEL	WIDTH			RATED CFM	NET MBH		SEER	EER		
						TOTAL	SENS.				
YXT60B21S	TM9E120D20MP11	24.5	CF/CM64D	1	1400	47.5	35.8	15.75	22.00		
				2	1550	58.0	41.5		12.50		
YXT60B21S	TM9V080C16MP11C	21.0	CF/CM/CU60C	1	975	44.5	30.0	15.75	22.15		
				2	1525	57.0	40.5		12.00		
YXT60B21S	TM9V080C16MP11C	21.0	CF/CM/CU60D	1	975	44.5	30.0	15.75	22.25		
				2	1525	57.0	40.5		12.25		
YXT60B21S	TM9V080C16MP11C	21.0	CF/CM64D	1	975	45.0	30.2	15.75	22.40		
				2	1525	57.5	41.0		12.25		
YXT60B21S	TM9V080C16MP12C	21.0	CF/CM/CU60C	1	975	44.5	30.0	15.75	22.15		
				2	1525	57.0	40.5		12.00		
YXT60B21S	TM9V080C16MP12C	21.0	CF/CM/CU60D	1	975	44.5	30.0	15.75	22.25		
				2	1525	57.0	40.5		12.25		
YXT60B21S	TM9V080C16MP12C	21.0	CF/CM64D	1	975	45.0	30.2	15.75	22.40		
				2	1525	57.5	41.0		12.25		
YXT60B21S	TM9V100C16MP11C	21.0	CF/CM/CU60C	1	1100	45.5	31.6	15.75	22.40		
				2	1600	57.5	42.0		12.25		
YXT60B21S	TM9V100C16MP11C	21.0	CF/CM/CU60D	1	1100	45.5	31.6	16.00	22.55		
				2	1600	57.5	42.0		12.25		
YXT60B21S	TM9V100C16MP11C	21.0	CF/CM64D	1	1025	45.5	30.8	16.00	22.65		
				2	1475	58.0	40.5		12.50		
YXT60B21S	TM9V100C16MP12C	21.0	CF/CM/CU60C	1	1100	45.5	31.6	15.75	22.40		
				2	1600	57.5	42.0		12.25		
YXT60B21S	TM9V100C16MP12C	21.0	CF/CM/CU60D	1	1100	45.5	31.6	16.00	22.55		
				2	1600	57.5	42.0		12.25		
YXT60B21S	TM9V100C16MP12C	21.0	CF/CM64D	1	1025	45.5	30.8	16.00	22.65		
				2	1475	58.0	40.5		12.50		
YXT60B21S	TM9V100C20MP11C	21.0	CF/CM/CU60C	1	1050	45.0	31.0	15.75	22.30		
				2	1625	57.5	42.0		12.25		
YXT60B21S	TM9V100C20MP11C	21.0	CF/CM64D	1	975	45.0	30.2	16.00	22.70		
				2	1600	58.0	42.0		12.25		
YXT60B21S	TM9V100C20MP12C	21.0	CF/CM/CU60C	1	1050	45.0	31.0	15.75	22.30		
				2	1625	57.5	42.0		12.25		
YXT60B21S	TM9V100C20MP12C	21.0	CF/CM64D	1	975	45.0	30.2	16.00	22.70		
				2	1600	58.0	42.0		12.25		
YXT60B21S	TM9V120D20MP11C	24.5	CF/CM/CU60D	1	1125	46.0	32.2	16.00	22.90		
				2	1800	56.5	41.0		12.00		
YXT60B21S	TM9V120D20MP11C	24.5	CF/CM64D	1	1125	46.5	32.4	16.25	23.00		
				2	1800	59.5	45.0		12.25		
YXT60B21S	TM9V120D20MP12C	24.5	CF/CM/CU60D	1	1125	46.0	32.2	16.00	22.90		
				2	1800	56.5	41.0		12.00		
YXT60B21S	TM9V120D20MP12C	24.5	CF/CM64D	1	1125	46.5	32.4	16.25	23.00		
				2	1800	59.5	45.0		12.25		
YXT60B21S	TM9Y100C20MP11	21.0	CF/CM/CU60C	1	1375	46.5	34.8	15.25	21.40		
				2	1525	57.0	40.5		12.25		
YXT60B21S	TM9Y100C20MP11	21.0	CF/CM/CU60D	1	1400	47.0	35.4	15.50	21.60		
				2	1550	57.5	41.5		12.25		
YXT60B21S	TM9Y100C20MP11	21.0	CF/CM64D	1	1375	47.5	35.4	15.50	21.80		
				2	1525	58.0	41.5		12.50		
YXT60B21S	TM9Y120D20MP11	24.5	CF/CM/CU60D	1	1450	47.5	36.2	15.75	21.80		
				2	1600	57.5	42.0		12.50		
YXT60B21S	TM9Y120D20MP11	24.5	CF/CM64D	1	1400	47.5	35.8	15.75	22.00		
				2	1550	58.0	41.5		12.50		

COOLING CAPACITY - With High Efficiency Motor Furnaces¹ (Continued)

UNIT MODEL	FURNACE		COIL MODEL ²	STAGE	COOLING						
	MODEL	WIDTH			RATED CFM	NET MBH		SEER	EER		
						TOTAL	SENS.				
YXT60B21S	TMLV080C16MP11C	21.0	CF/CM/CU60C	1	1100	45.5	31.8	15.75	22.35		
				2	1700	57.5	42.5		12.00		
YXT60B21S	TMLV080C16MP11C	21.0	CF/CM/CU60D	1	1100	45.5	31.8	16.00	22.45		
				2	1700	57.5	42.5		12.00		
YXT60B21S	TMLV080C16MP11C	21.0	CF/CM64D	1	1100	46.0	32.0	16.00	22.60		
				2	1725	58.5	43.5		12.00		
YXT60B21S	TMLV080C16MP12C	21.0	CF/CM/CU60C	1	1100	45.5	31.8	15.75	22.35		
				2	1700	57.5	42.5		12.00		
YXT60B21S	TMLV080C16MP12C	21.0	CF/CM/CU60D	1	1100	45.5	31.8	16.00	22.45		
				2	1700	57.5	42.5		12.00		
YXT60B21S	TMLV080C16MP12C	21.0	CF/CM64D	1	1100	46.0	32.0	16.00	22.60		
				2	1725	58.5	43.5		12.00		
YXT60B21S	TMLV100C16MP11C	21.0	CF/CM/CU60C	1	1100	45.5	31.8	15.75	22.35		
				2	1700	57.5	42.5		12.00		
YXT60B21S	TMLV100C16MP11C	21.0	CF/CM/CU60D	1	1100	45.5	31.8	16.00	22.45		
				2	1700	57.5	42.5		12.00		
YXT60B21S	TMLV100C16MP11C	21.0	CF/CM64D	1	1100	46.0	32.0	16.00	22.60		
				2	1725	58.5	43.5		12.00		
YXT60B21S	TMLV100C16MP12C	21.0	CF/CM/CU60C	1	1100	45.5	31.8	15.75	22.35		
				2	1700	57.5	42.5		12.00		
YXT60B21S	TMLV100C16MP12C	21.0	CF/CM/CU60D	1	1100	45.5	31.8	16.00	22.45		
				2	1700	57.5	42.5		12.00		
YXT60B21S	TMLV100C16MP12C	21.0	CF/CM64D	1	1100	46.0	32.0	16.00	22.60		
				2	1725	58.5	43.5		12.00		
YXT60B21S	TMLV100C20MP11C	21.0	CF/CM/CU60C	1	1075	45.5	31.6	16.00	22.60		
				2	1550	57.5	41.5		12.50		
YXT60B21S	TMLV100C20MP11C	21.0	CF/CM/CU60D	1	1100	46.0	31.8	16.25	22.85		
				2	1625	58.0	42.5		12.50		
YXT60B21S	TMLV100C20MP11C	21.0	CF/CM64D	1	1050	45.5	31.2	16.25	22.90		
				2	1550	58.5	42.0		12.75		
YXT60B21S	TMLV100C20MP12C	21.0	CF/CM/CU60C	1	1075	45.5	31.6	16.00	22.60		
				2	1550	57.5	41.5		12.50		
YXT60B21S	TMLV100C20MP12C	21.0	CF/CM/CU60D	1	1100	46.0	31.8	16.25	22.85		
				2	1625	58.0	42.5		12.50		
YXT60B21S	TMLV100C20MP12C	21.0	CF/CM64D	1	1050	45.5	31.2	16.25	22.90		
				2	1550	58.5	42.0		12.75		
YXT60B21S	TMLV120C20MP11C	21.0	CF/CM/CU60C	1	1075	45.5	31.6	16.00	22.60		
				2	1550	57.5	41.5		12.50		
YXT60B21S	TMLV120C20MP11C	21.0	CF/CM/CU60D	1	1100	46.0	31.8	16.25	22.85		
				2	1625	58.0	42.5		12.50		
YXT60B21S	TMLV120C20MP11C	21.0	CF/CM64D	1	1050	45.5	31.2	16.25	22.90		
				2	1550	58.5	42.0		12.75		
YXT60B21S	TMLV120C20MP12C	21.0	CF/CM/CU60C	1	1075	45.5	31.6	16.00	22.60		
				2	1550	57.5	41.5		12.50		
YXT60B21S	TMLV120C20MP12C	21.0	CF/CM/CU60D	1	1100	46.0	31.8	16.25	22.85		
				2	1625	58.0	42.5		12.50		
YXT60B21S	TMLV120C20MP12C	21.0	CF/CM64D	1	1050	45.5	31.2	16.25	22.90		
				2	1550	58.5	42.0		12.75		
YXT60B21S	TMLX080C16MP11	21.0	CF/CM/CU60C	1	1375	46.5	34.8	15.25	21.25		
				2	1525	57.0	40.5		12.25		
YXT60B21S	TMLX080C16MP11	21.0	CF/CM/CU60D	1	1400	47.0	35.4	15.50	21.45		
				2	1550	57.0	41.0		12.25		

COOLING CAPACITY - With High Efficiency Motor Furnaces¹ (Continued)

UNIT MODEL	FURNACE		COIL MODEL ²	STAGE	COOLING						
	MODEL	WIDTH			RATED CFM	NET MBH		SEER	EER		
						TOTAL	SENS.				
YXT60B21S	TMLX080C16MP11	21.0	CF/CM64D	1	1375	47.5	35.4	15.50	21.65		
				2	1525	58.0	41.5		12.25		
YXT60B21S	TMLX100C16MP11	21.0	CF/CM/CU60C	1	1375	46.5	34.8	15.25	21.25		
				2	1525	57.0	40.5		12.25		
YXT60B21S	TMLX100C16MP11	21.0	CF/CM/CU60D	1	1400	47.0	35.4	15.50	21.45		
				2	1550	57.0	41.0		12.25		
YXT60B21S	TMLX100C16MP11	21.0	CF/CM64D	1	1375	47.5	35.4	15.50	21.65		
				2	1525	58.0	41.5		12.25		
YXT60B21S	TMLX100C20MP11	21.0	CF/CM/CU60C	1	1400	47.5	35.8	15.75	21.90		
				2	1550	57.5	41.5		12.50		
YXT60B21S	TMLX100C20MP11	21.0	CF/CM/CU60D	1	1450	47.5	36.2	15.75	22.05		
				2	1600	57.5	42.0		12.50		
YXT60B21S	TMLX100C20MP11	21.0	CF/CM64D	1	1400	48.0	36.2	16.00	22.25		
				2	1550	58.5	42.0		13.00		
YXT60B21S	TMLX120C20MP11	21.0	CF/CM/CU60C	1	1400	47.5	35.8	15.75	21.90		
				2	1550	57.5	41.5		12.50		
YXT60B21S	TMLX120C20MP11	21.0	CF/CM/CU60D	1	1450	47.5	36.2	15.75	22.05		
				2	1600	57.5	42.0		12.50		
YXT60B21S	TMLX120C20MP11	21.0	CF/CM64D	1	1400	48.0	36.2	16.00	22.25		
				2	1550	58.5	42.0		13.00		
YXT60B21S	TP9C080C16MP12C	21.0	CF/CM/CU60C	1	975	44.5	30.0	15.75	22.15		
				2	1525	57.0	40.5		12.00		
YXT60B21S	TP9C080C16MP12C	21.0	CF/CM/CU60D	1	975	44.5	30.0	15.75	22.25		
				2	1525	57.0	40.5		12.25		
YXT60B21S	TP9C080C16MP12C	21.0	CF/CM64D	1	975	45.0	30.2	15.75	22.40		
				2	1525	57.5	41.0		12.25		
YXT60B21S	TP9C080C16MP13C	21.0	CF/CM/CU60C	1	975	44.5	30.0	15.75	22.15		
				2	1525	57.0	40.5		12.00		
YXT60B21S	TP9C080C16MP13C	21.0	CF/CM/CU60D	1	975	44.5	30.0	15.75	22.25		
				2	1525	57.0	40.5		12.25		
YXT60B21S	TP9C080C16MP13C	21.0	CF/CM64D	1	975	45.0	30.2	15.75	22.40		
				2	1525	57.5	41.0		12.25		
YXT60B21S	TP9C100C16MP12C	21.0	CF/CM/CU60C	1	1100	45.5	31.6	15.75	22.40		
				2	1600	57.5	42.0		12.25		
YXT60B21S	TP9C100C16MP12C	21.0	CF/CM/CU60D	1	1100	45.5	31.6	16.00	22.55		
				2	1600	57.5	42.0		12.25		
YXT60B21S	TP9C100C16MP12C	21.0	CF/CM64D	1	1025	45.5	30.8	16.00	22.65		
				2	1475	58.0	40.5		12.50		
YXT60B21S	TP9C100C16MP13C	21.0	CF/CM/CU60C	1	1100	45.5	31.6	15.75	22.40		
				2	1600	57.5	42.0		12.25		
YXT60B21S	TP9C100C16MP13C	21.0	CF/CM/CU60D	1	1100	45.5	31.6	16.00	22.55		
				2	1600	57.5	42.0		12.25		
YXT60B21S	TP9C100C16MP13C	21.0	CF/CM64D	1	1025	45.5	30.8	16.00	22.65		
				2	1475	58.0	40.5		12.50		
YXT60B21S	TP9C100C20MP12C	21.0	CF/CM/CU60C	1	1050	45.0	31.0	15.75	22.30		
				2	1625	57.5	42.0		12.25		
YXT60B21S	TP9C100C20MP12C	21.0	CF/CM64D	1	975	45.0	30.2	16.00	22.70		
				2	1600	58.0	42.0		12.25		
YXT60B21S	TP9C100C20MP13C	21.0	CF/CM/CU60C	1	1050	45.0	31.0	15.75	22.30		
				2	1625	57.5	42.0		12.25		
YXT60B21S	TP9C100C20MP13C	21.0	CF/CM64D	1	975	45.0	30.2	16.00	22.70		
				2	1600	58.0	42.0		12.25		

COOLING CAPACITY - With High Efficiency Motor Furnaces¹ (Continued)

UNIT MODEL	FURNACE		COIL MODEL ²	STAGE	COOLING						
	MODEL	WIDTH			RATED CFM	NET MBH		SEER	EER		
						TOTAL	SENS.				
YXT60B21S	TP9C120D20MP12C	24.5	CF/CM/CU60D	1	1125	46.0	32.2	16.00	22.90		
				2	1800	56.5	41.0		12.00		
YXT60B21S	TP9C120D20MP12C	24.5	CF/CM64D	1	1125	46.5	32.4	16.25	23.00		
				2	1800	59.5	45.0		12.25		
YXT60B21S	TP9C120D20MP13C	24.5	CF/CM/CU60D	1	1125	46.0	32.2	16.00	22.90		
				2	1800	56.5	41.0		12.00		
YXT60B21S	TP9C120D20MP13C	24.5	CF/CM64D	1	1125	46.5	32.4	16.25	23.00		
				2	1800	59.5	45.0		12.25		
YXT60B21S	TPLC080C16MP12C	21.0	CF/CM/CU60C	1	1100	45.5	31.8	15.75	22.35		
				2	1700	57.5	42.5		12.00		
YXT60B21S	TPLC080C16MP12C	21.0	CF/CM/CU60D	1	1100	45.5	31.8	16.00	22.45		
				2	1700	57.5	42.5		12.00		
YXT60B21S	TPLC080C16MP12C	21.0	CF/CM64D	1	1100	46.0	32.0	16.00	22.60		
				2	1725	58.5	43.5		12.00		
YXT60B21S	TPLC080C16MP13C	21.0	CF/CM/CU60C	1	1100	45.5	31.8	15.75	22.35		
				2	1700	57.5	42.5		12.00		
YXT60B21S	TPLC080C16MP13C	21.0	CF/CM/CU60D	1	1100	45.5	31.8	16.00	22.45		
				2	1700	57.5	42.5		12.00		
YXT60B21S	TPLC080C16MP13C	21.0	CF/CM64D	1	1100	46.0	32.0	16.00	22.60		
				2	1725	58.5	43.5		12.00		
YXT60B21S	TPLC100C16MP12C	21.0	CF/CM/CU60C	1	1100	45.5	31.8	15.75	22.35		
				2	1700	57.5	42.5		12.00		
YXT60B21S	TPLC100C16MP12C	21.0	CF/CM/CU60D	1	1100	45.5	31.8	16.00	22.45		
				2	1700	57.5	42.5		12.00		
YXT60B21S	TPLC100C16MP12C	21.0	CF/CM64D	1	1100	46.0	32.0	16.00	22.60		
				2	1725	58.5	43.5		12.00		
YXT60B21S	TPLC100C16MP13C	21.0	CF/CM/CU60C	1	1100	45.5	31.8	15.75	22.35		
				2	1700	57.5	42.5		12.00		
YXT60B21S	TPLC100C16MP13C	21.0	CF/CM/CU60D	1	1100	45.5	31.8	16.00	22.45		
				2	1700	57.5	42.5		12.00		
YXT60B21S	TPLC100C16MP13C	21.0	CF/CM64D	1	1100	46.0	32.0	16.00	22.60		
				2	1725	58.5	43.5		12.00		
YXT60B21S	TPLC100C20MP12C	21.0	CF/CM/CU60C	1	1075	45.5	31.6	16.00	22.60		
				2	1550	57.5	41.5		12.50		
YXT60B21S	TPLC100C20MP12C	21.0	CF/CM/CU60D	1	1100	46.0	31.8	16.25	22.85		
				2	1625	58.0	42.5		12.50		
YXT60B21S	TPLC100C20MP12C	21.0	CF/CM64D	1	1050	45.5	31.2	16.25	22.90		
				2	1550	58.5	42.0		12.75		
YXT60B21S	TPLC100C20MP13C	21.0	CF/CM/CU60C	1	1075	45.5	31.6	16.00	22.60		
				2	1550	57.5	41.5		12.50		
YXT60B21S	TPLC100C20MP13C	21.0	CF/CM/CU60D	1	1100	46.0	31.8	16.25	22.85		
				2	1625	58.0	42.5		12.50		
YXT60B21S	TPLC100C20MP13C	21.0	CF/CM64D	1	1050	45.5	31.2	16.25	22.90		
				2	1550	58.5	42.0		12.75		
YXT60B21S	TPLC120C20MP12C	21.0	CF/CM/CU60C	1	1075	45.5	31.6	16.00	22.60		
				2	1550	57.5	41.5		12.50		
YXT60B21S	TPLC120C20MP12C	21.0	CF/CM/CU60D	1	1100	46.0	31.8	16.25	22.85		
				2	1625	58.0	42.5		12.50		
YXT60B21S	TPLC120C20MP12C	21.0	CF/CM64D	1	1050	45.5	31.2	16.25	22.90		
				2	1550	58.5	42.0		12.75		
YXT60B21S	TPLC120C20MP13C	21.0	CF/CM/CU60C	1	1075	45.5	31.6	16.00	22.60		
				2	1550	57.5	41.5		12.50		

COOLING CAPACITY - With High Efficiency Motor Furnaces¹ (Continued)

UNIT MODEL	FURNACE		COIL MODEL ²	STAGE	COOLING						
	MODEL	WIDTH			RATED CFM	NET MBH		SEER	EER		
						TOTAL	SENS.				
YXT60B21S	TPLC120C20MP13C	21.0	CF/CM/CU60D	1	1100	46.0	31.8	16.25	22.85		
				2	1625	58.0	42.5		12.50		
YXT60B21S	TPLC120C20MP13C	21.0	CF/CM64D	1	1050	45.5	31.2	16.25	22.90		
				2	1550	58.5	42.0		12.75		
YXT60B21S	YP9C080C16MP12C	21.0	CF/CM/CU60C	1	975	44.5	30.0	15.75	22.15		
				2	1525	57.0	40.5		12.00		
YXT60B21S	YP9C080C16MP12C	21.0	CF/CM/CU60D	1	975	44.5	30.0	15.75	22.25		
				2	1525	57.0	40.5		12.25		
YXT60B21S	YP9C080C16MP12C	21.0	CF/CM64D	1	975	45.0	30.2	15.75	22.40		
				2	1525	57.5	41.0		12.25		
YXT60B21S	YP9C080C16MP13C	21.0	CF/CM/CU60C	1	975	44.5	30.0	15.75	22.15		
				2	1525	57.0	40.5		12.00		
YXT60B21S	YP9C080C16MP13C	21.0	CF/CM/CU60D	1	975	44.5	30.0	15.75	22.25		
				2	1525	57.0	40.5		12.25		
YXT60B21S	YP9C080C16MP13C	21.0	CF/CM64D	1	975	45.0	30.2	15.75	22.40		
				2	1525	57.5	41.0		12.25		
YXT60B21S	YP9C100C16MP12C	21.0	CF/CM/CU60C	1	1100	45.5	31.6	15.75	22.40		
				2	1600	57.5	42.0		12.25		
YXT60B21S	YP9C100C16MP12C	21.0	CF/CM/CU60D	1	1100	45.5	31.6	16.00	22.55		
				2	1600	57.5	42.0		12.25		
YXT60B21S	YP9C100C16MP12C	21.0	CF/CM64D	1	1025	45.5	30.8	16.00	22.65		
				2	1475	58.0	40.5		12.50		
YXT60B21S	YP9C100C16MP13C	21.0	CF/CM/CU60C	1	1100	45.5	31.6	15.75	22.40		
				2	1600	57.5	42.0		12.25		
YXT60B21S	YP9C100C16MP13C	21.0	CF/CM/CU60D	1	1100	45.5	31.6	16.00	22.55		
				2	1600	57.5	42.0		12.25		
YXT60B21S	YP9C100C16MP13C	21.0	CF/CM64D	1	1025	45.5	30.8	16.00	22.65		
				2	1475	58.0	40.5		12.50		
YXT60B21S	YP9C100C20MP12C	21.0	CF/CM/CU60C	1	1050	45.0	31.0	15.75	22.30		
				2	1625	57.5	42.0		12.25		
YXT60B21S	YP9C100C20MP12C	21.0	CF/CM64D	1	975	45.0	30.2	16.00	22.70		
				2	1600	58.0	42.0		12.25		
YXT60B21S	YP9C100C20MP13C	21.0	CF/CM/CU60C	1	1050	45.0	31.0	15.75	22.30		
				2	1625	57.5	42.0		12.25		
YXT60B21S	YP9C100C20MP13C	21.0	CF/CM64D	1	975	45.0	30.2	16.00	22.70		
				2	1600	58.0	42.0		12.25		
YXT60B21S	YP9C120D20MP12C	24.5	CF/CM/CU60D	1	1125	46.0	32.2	16.00	22.90		
				2	1800	56.5	41.0		12.00		
YXT60B21S	YP9C120D20MP12C	24.5	CF/CM64D	1	1125	46.5	32.4	16.25	23.00		
				2	1800	59.5	45.0		12.25		
YXT60B21S	YP9C120D20MP13C	24.5	CF/CM/CU60D	1	1125	46.0	32.2	16.00	22.90		
				2	1800	56.5	41.0		12.00		
YXT60B21S	YP9C120D20MP13C	24.5	CF/CM64D	1	1125	46.5	32.4	16.25	23.00		
				2	1800	59.5	45.0		12.25		
YXT60B21S	YPLC080C16MP12C	21.0	CF/CM/CU60C	1	1100	45.5	31.8	15.75	22.35		
				2	1700	57.5	42.5		12.00		
YXT60B21S	YPLC080C16MP12C	21.0	CF/CM/CU60D	1	1100	45.5	31.8	16.00	22.45		
				2	1700	57.5	42.5		12.00		
YXT60B21S	YPLC080C16MP12C	21.0	CF/CM64D	1	1100	46.0	32.0	16.00	22.60		
				2	1725	58.5	43.5		12.00		
YXT60B21S	YPLC080C16MP13C	21.0	CF/CM/CU60C	1	1100	45.5	31.8	15.75	22.35		
				2	1700	57.5	42.5		12.00		

COOLING CAPACITY - With High Efficiency Motor Furnaces¹ (Continued)

UNIT MODEL	FURNACE		COIL MODEL ²	STAGE	COOLING						
	MODEL	WIDTH			RATED CFM	NET MBH		SEER	EER		
						TOTAL	SENS.				
YXT60B21S	YPLC080C16MP13C	21.0	CF/CM/CU60D	1	1100	45.5	31.8	16.00	22.45		
				2	1700	57.5	42.5		12.00		
YXT60B21S	YPLC080C16MP13C	21.0	CF/CM64D	1	1100	46.0	32.0	16.00	22.60		
				2	1725	58.5	43.5		12.00		
YXT60B21S	YPLC100C16MP12C	21.0	CF/CM/CU60C	1	1100	45.5	31.8	15.75	22.35		
				2	1700	57.5	42.5		12.00		
YXT60B21S	YPLC100C16MP12C	21.0	CF/CM/CU60D	1	1100	45.5	31.8	16.00	22.45		
				2	1700	57.5	42.5		12.00		
YXT60B21S	YPLC100C16MP12C	21.0	CF/CM64D	1	1100	46.0	32.0	16.00	22.60		
				2	1725	58.5	43.5		12.00		
YXT60B21S	YPLC100C16MP13C	21.0	CF/CM/CU60C	1	1100	45.5	31.8	15.75	22.35		
				2	1700	57.5	42.5		12.00		
YXT60B21S	YPLC100C16MP13C	21.0	CF/CM/CU60D	1	1100	45.5	31.8	16.00	22.45		
				2	1700	57.5	42.5		12.00		
YXT60B21S	YPLC100C16MP13C	21.0	CF/CM64D	1	1100	46.0	32.0	16.00	22.60		
				2	1725	58.5	43.5		12.00		
YXT60B21S	YPLC100C20MP12C	21.0	CF/CM/CU60C	1	1075	45.5	31.6	16.00	22.60		
				2	1550	57.5	41.5		12.50		
YXT60B21S	YPLC100C20MP12C	21.0	CF/CM/CU60D	1	1100	46.0	31.8	16.25	22.85		
				2	1625	58.0	42.5		12.50		
YXT60B21S	YPLC100C20MP12C	21.0	CF/CM64D	1	1050	45.5	31.2	16.25	22.90		
				2	1550	58.5	42.0		12.75		
YXT60B21S	YPLC100C20MP13C	21.0	CF/CM/CU60C	1	1075	45.5	31.6	16.00	22.60		
				2	1550	57.5	41.5		12.50		
YXT60B21S	YPLC100C20MP13C	21.0	CF/CM/CU60D	1	1100	46.0	31.8	16.25	22.85		
				2	1625	58.0	42.5		12.50		
YXT60B21S	YPLC100C20MP13C	21.0	CF/CM64D	1	1050	45.5	31.2	16.25	22.90		
				2	1550	58.5	42.0		12.75		
YXT60B21S	YPLC120C20MP12C	21.0	CF/CM/CU60C	1	1075	45.5	31.6	16.00	22.60		
				2	1550	57.5	41.5		12.50		
YXT60B21S	YPLC120C20MP12C	21.0	CF/CM/CU60D	1	1100	46.0	31.8	16.25	22.85		
				2	1625	58.0	42.5		12.50		
YXT60B21S	YPLC120C20MP12C	21.0	CF/CM64D	1	1050	45.5	31.2	16.25	22.90		
				2	1550	58.5	42.0		12.75		
YXT60B21S	YPLC120C20MP13C	21.0	CF/CM/CU60C	1	1075	45.5	31.6	16.00	22.60		
				2	1550	57.5	41.5		12.50		
YXT60B21S	YPLC120C20MP13C	21.0	CF/CM/CU60D	1	1100	46.0	31.8	16.25	22.85		
				2	1625	58.0	42.5		12.50		
YXT60B21S	YPLC120C20MP13C	21.0	CF/CM64D	1	1050	45.5	31.2	16.25	22.90		
				2	1550	58.5	42.0		12.75		

For rated condition information, see the footnotes below the System Capacity - Single Piece and Modular Air Handlers table.

1. High Efficiency Motor Furnaces have B.O.D (Blower Off Delay) standard.

2. CM coils available with a factory installed horizontal drain pan. See price pages for specific model number.

PSC furnaces, such as the TG8S, TGLS, and TG9S, use Coil Only Ratings.

APPLICATIONS AND ACCESSORIES

Refer to Price Manual for specific model numbers.

Standard Application Limits*		
Maximum Lineset Equivalent Length		80 Ft
Outdoor Ambient Temperature Limits		
Cooling Operation	Maximum DB	125°F
	Minimum DB	35°F

* For Low Ambient and/or Long Lineset Applications, please see the accessories listed below.

Non-Standard Lineset Applications - For installations with reduced diameter or long linesets, refer to the current version of the Piping Application Guide P/N 247077, available in the Application Bulletins section on www.upgnet.com.

Start Assist Kit S1-2SA067****: Provides increased compressor starting torque for areas with low supply voltage. Required for all units when applied with long linesets. See Price Pages or Source1 SmartSearch for the correct kit for each application.

Compressor Crankcase Heater Kit (S1-325-**,***):** A wrap-around electrical resistance heater that warms the compressor sump, reducing the chance of liquid slugging on startup. Required on all long lineset applications. See Price Pages or Source1 SmartSearch for the correct part for each application.

Support Feet S1-HPRKIT-**: Kit of 5 support feet to raise unit above snow or landscaping. Available in heights of 3", 6" or 12".

Anchor Bracket Ground Mount Kit S1-1HK0701: Firmly anchors unit to pad or support structure. When properly installed, approved for ground-mounted applications.

Anchor Bracket Roof Mount Kit S1-1HK0901: Firmly anchors unit to pad or support structure. When properly installed, approved for roof-mounted applications.

Indoor TXV Kit S1-1TVM***: Thermal expansion valves precisely meter refrigerant for optimum performance over a wide range of conditions. See System Charge Table & Price Pages for TXV part number for each AC & HP model.

Wall Mount Kit (S1-ACB-)**: Includes two brackets to allow outdoor unit to be securely mounted to a vertical wall. Mounting hardware is field sourced according to the specific application.

Winter Cover Kit S1-CCVRE***: Custom fit winter cover protects AC condensing unit from debris during the off-season. Must be removed prior to unit operation. See Price Pages for the correct cover for each application.

Cold Weather Charging Tent S1-CHGTENT01: Provides warm environment to accurately service AC & HP systems in ambient conditions 55°F (13°C) or colder.

Touch-up Paint S1-5130153****: Color matched aerosol paint for touching up unit chassis and panels. See Price Pages or Source1 SmartSearch for the correct color for each application.

Thermostat: Compatible thermostat controls are available through accessory sourcing. For optimum performance, these outdoor units are fully compatible with our York Hx™ Touch-screen Thermostats available through Source1. For more information, see the thermostat section of the Product Equipment Catalog.

SOUND POWER RATINGS

Stage 1 Cooling	Octave Band Sound Power Level (db re. 1-pW)									
Model Number	63	125	250	500	1000	2000	4000	8000	dBA	SQI
YXT24B21S	66	67	62	65	66	59	52	47	68	19.0
YXT36B21S	66	67	70	68	65	59	57	55	69	19.1
YXT48B21S	68	69	71	71	69	61	55	53	72	19.1
YXT60B21S	71	70	75	73	69	63	58	56	74	19.2

Stage 2 Cooling	Octave Band Sound Power Level (db re. 1-pW)									
Model Number	63	125	250	500	1000	2000	4000	8000	dBA	SQI
YXT24B21S	66	67	64	64	65	56	51	49	67	19.0
YXT36B21S	66	69	72	71	71	59	55	54	73	19.1
YXT48B21S	74	72	69	69	72	62	55	54	73	19.1
YXT60B21S	68	71	73	72	69	62	57	53	74	19.2

Rated in accordance with ARI Standard 270.

MECHANICAL SPECIFICATIONS

MANUFACTURE AND CERTIFICATIONS

- Units shall be manufactured in an ISO 9001 certified facility.
- Units shall be certified by CSA to UL 1995 / CSA 22.2 and performance certified to ANSI/AHRI Standard 210/240.
- Units shall be sound tested according to ANSI/AHRI Standard 270.
- Certified matched system ratings will be available for download from the AHRI online directory at www.ahridirectory.org
- Unit packaging shall be marked, "Assembled in the USA".
- Unit shall be labeled with the ENERGY STAR logo.
- Unit shall be recognized as ENERGY STAR Most Efficient. (May apply only to select models in each series).

UNIT APPLICATION

- Units shall be approved for cooling operation between 55°F and 125°F without modification.
- Units shall be approved for linesets up to 80 feet equivalent length without modification.
- Units shall be approved for installation within 6 inches of a flat vertical wall without modification, according to the instructions in the technical literature.
- Units shall be certified to the 5th Edition (2014) of the Florida Building Code for both Ground Mounted and Rooftop Mounted applications up to 200 feet above grade with approved mounting kit.
- Units shall be designed to 74dBA or less to minimize sound pollution.

UNIT ACCESS

- Units shall have a removable fan guard that can be removed independently of the top for interior access through the top of the unit without damaging the coil.
- Units shall have two removable stamped steel coil guards for exterior coil access.
- Units shall have a separate compartment for electrical controls that can be accessed without disturbing the unit airflow.
- Units shall have a blockoff panel that can be removed to provide interior unit access through the side of the unit.
- Units shall have a removable blockoff panel and a swing away removable electrical panel that provides sufficient interior unit access for removing the compressor through the side of the unit.

UNIT CONSTRUCTION

- Units shall be shipped completely wired, piped and assembled. Wiring pigtails shall be provided for field control wiring connections. Service valves shall be provided for field refrigerant line connections.

- Units shall be factory leak checked, run tested, and shipped with a holding charge of R-410A refrigerant.
- Unit cabinet components shall be G90 equivalent steel finished with powder-coat paint rated at a minimum of 1,000 hours under ASTM B117 testing.
- Unit shall be constructed with a composite base pan to prevent corrosion and minimize noise and vibration.
- Units shall have a single corner post opposite the electrical control box and two independently removable steel coil guard panels to optimize cabinet strength and serviceability.
- Units shall have L-shaped stamped sheet metal coil guards with interior facing extrusions for superior panel stiffness and durability from hail and other mechanical impacts.
- Units shall have a factory installed filter-drier for faster installation and improved system reliability.
- Unit base valves shall be mounted diagonally on the unit base pan with service ports that provide sufficient clearance for low-loss hose fittings.
- Units shall be constructed with a high pressure switch and a low pressure switch for system protection.
- Units shall be constructed with all badging and labels applied at the factory.

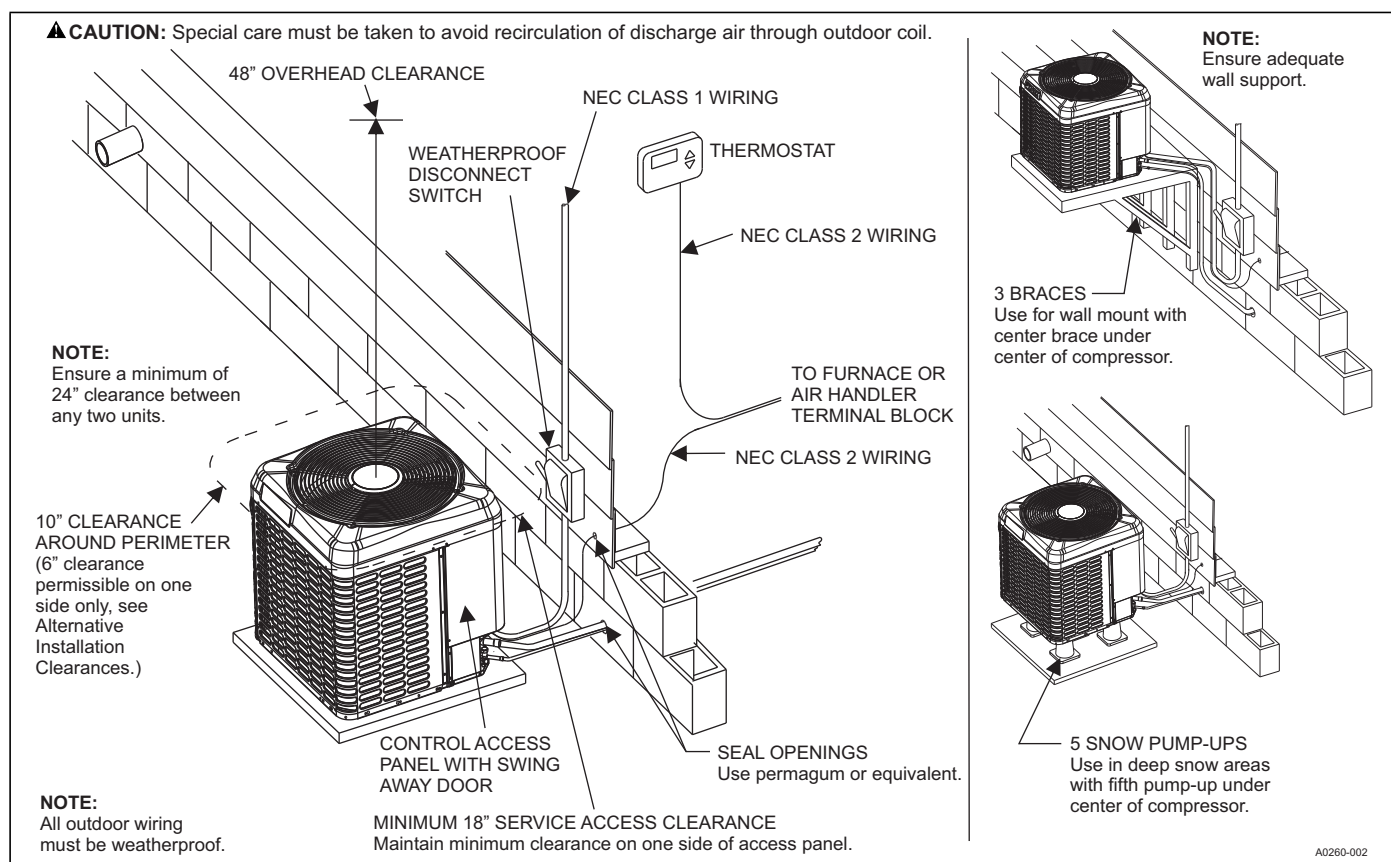
UNIT COMPONENTS

- Compressor shall be hermetic with internal electrical overload protection and internal overpressure protection.
- Compressor shall be mounted on neoprene vibration isolators that do not require the removal of transportation clips or brackets.
- Units shall be constructed with scroll compressors.
- Outdoor fan shall be direct drive with vertical air discharge for low sound levels.
- Outdoor fan blades shall be swept-wing to minimize sound. (Applies to select models).
- Outdoor fan motor shall be totally enclosed with permanently lubricated ball bearings motors approved for vertical shaft applications.
- Outdoor fan motor shall be ECM construction with permanently lubricated ball bearing motors approved for vertical shaft applications.
- Outdoor coil shall be air cooled and constructed of enhanced aluminum fins mechanically bonded to internally enhanced Ø 7mm copper tubing.

UNIT WARRANTIES

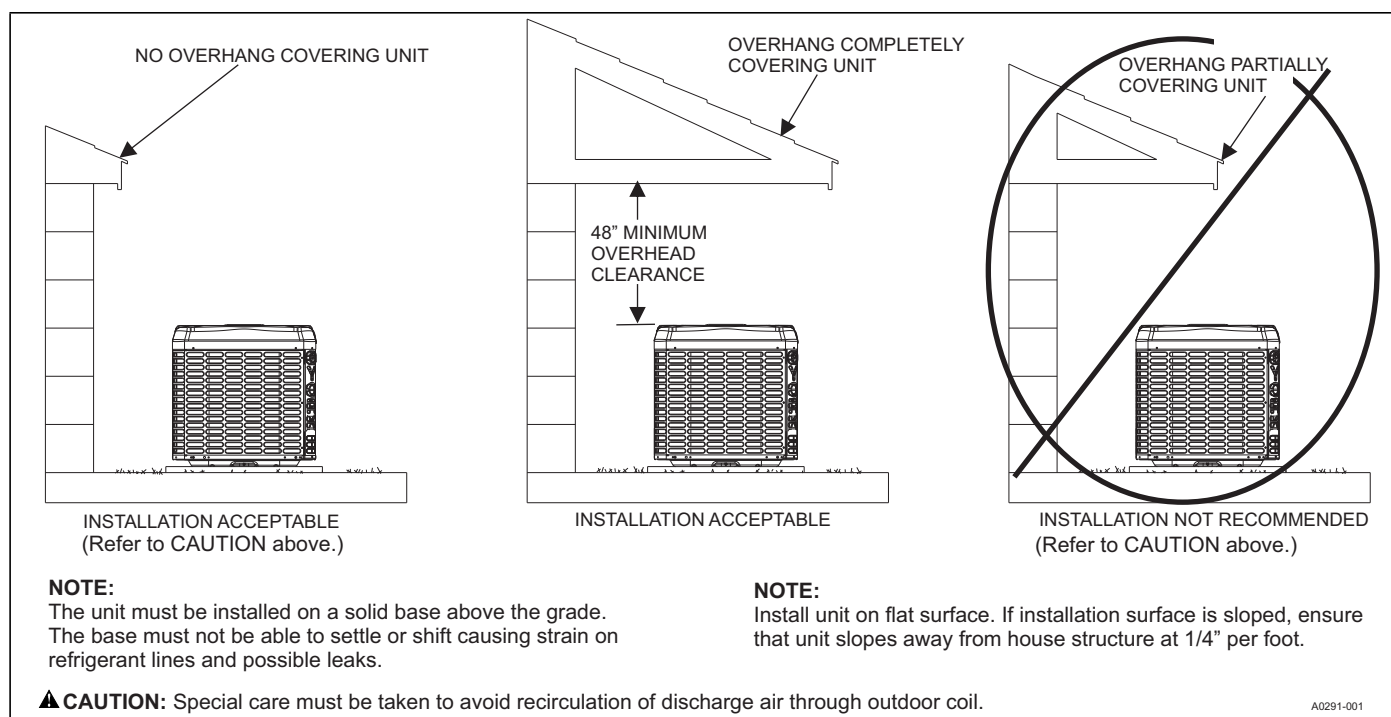
- Unit manufacturer shall provide a 10-Year compressor warranty without a requirement for unit registration.
- Unit manufacturer shall provide a Limited Lifetime compressor warranty with unit registration.

TYPICAL INSTALLATION

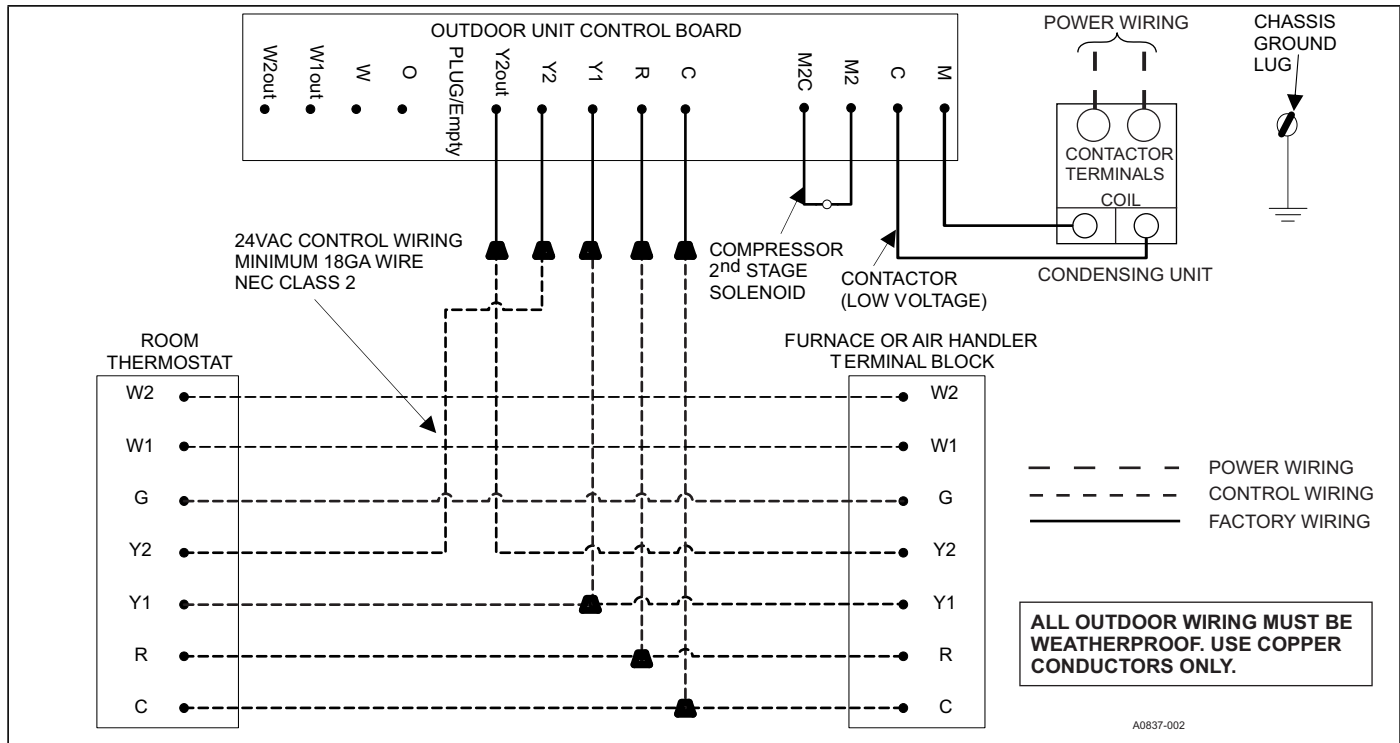


▲ CAUTION

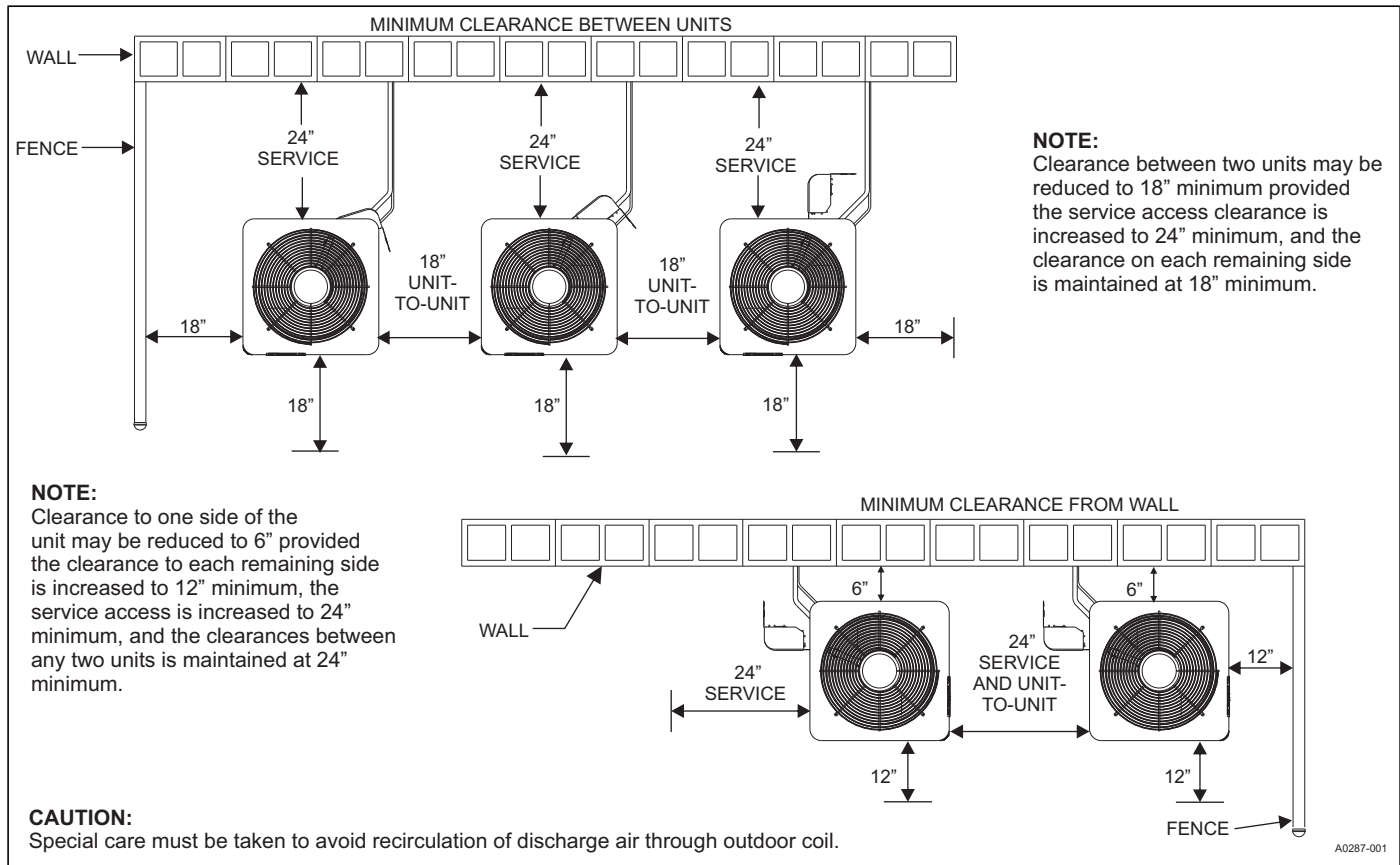
Care must be taken to prevent ice from damaging the unit. Damage may occur from ice falling onto unit from a sloped roof or from a vertical drip line due to a partial overhang.



TYPICAL FIELD WIRING



ALTERNATIVE INSTALLATION CLEARANCES



PERFORMANCE DATA - 2 TON

CONDENSER-ONLY DATA (OUTDOOR UNIT)																		
MODEL	SATURATED SUCTION @ COMPRESSOR		Outdoor Ambient Temperature															
			55 °F		65 °F		75 °F		85 °F		95 °F		105 °F		115 °F		125 °F	
	T (°F)	P (PSIG)	MBH	KW	MBH	KW	MBH	KW	MBH	KW	MBH	KW	MBH	KW	MBH	KW	MBH	KW
YXT24B21S (Stage 2)	35	107	21.6	1.26	20.6	1.39	19.5	1.53	18.4	1.68	17.3	1.86	16.1	2.06	14.8	2.29	13.5	2.56
	40	118	24.2	1.18	23.2	1.32	22.1	1.45	21.0	1.60	19.7	1.76	18.5	1.95	17.1	2.17	15.7	2.41
	45	130	26.0	1.24	24.9	1.38	23.7	1.52	22.4	1.67	21.1	1.84	19.7	2.05	18.2	2.28	16.6	2.54
	50	142	28.5	1.23	27.3	1.37	26.0	1.51	24.7	1.66	23.2	1.84	21.7	2.04	20.0	2.27	18.4	2.53
	55	156	31.2	1.22	29.9	1.36	28.5	1.50	27.0	1.65	25.5	1.82	23.8	2.03	22.1	2.26	20.3	2.52
YXT24B21S (Stage 1)	35	107	15.0	0.91	14.1	1.03	13.2	1.15	12.4	1.30	11.5	1.46	10.5	1.65	9.4	1.85	8.2	2.07
	40	118	16.6	0.89	15.6	1.00	14.7	1.13	13.8	1.28	12.8	1.44	11.8	1.62	10.7	1.83	9.4	2.05
	45	130	18.4	0.86	17.3	0.98	16.3	1.11	15.3	1.25	14.3	1.41	13.2	1.60	12.0	1.80	10.7	2.02
	50	142	20.4	0.84	19.1	0.95	18.0	1.08	16.9	1.23	15.8	1.39	14.7	1.57	13.5	1.78	12.1	1.99
	55	156	22.5	0.81	21.1	0.93	19.8	1.06	18.7	1.20	17.5	1.36	16.3	1.55	15.0	1.75	13.6	1.96

Notes:

1. For Outdoor Unit (Condenser) performance only. Data does not include the effects of air handler power or heat.
2. Performance based on 15°F subcooling and 15°F superheat at the Outdoor Unit base valves.
 - a. Increase capacity by 1% for each 2°F increase in subcooling.
 - b. Decrease capacity by 1% for each 2°F decrease in subcooling.
3. Maximum recommended condensing temperature is 140°F.

COOLING PERFORMANCE DATA																
OUTDOOR UNIT MODEL NO.		YXT24B21S														
INDOOR COIL MODEL NO.		CF48CXA1														
AIR TEMP. ENTERING OUTDOOR UNIT (°F)	ID CFM	600					800					1000				
	ID DB (°F)	80	80	75	80	80	80	80	75	80	80	80	80	75	80	80
	ID WB (°F)	57	62	62	67	72	57	62	62	67	72	57	62	62	67	72
55	T.C.	22.5	24.7	24.8	27.1	29.3	24.2	25.7	25.7	28.0	29.5	25.9	26.8	26.5	28.9	29.8
	S.C.	21.7	19.4	16.5	16.4	13.1	23.5	22.2	18.5	18.2	13.8	25.3	25.0	20.5	20.0	14.5
	KW	1.12	1.12	1.12	1.13	1.13	1.20	1.20	1.20	1.20	1.21	1.27	1.27	1.27	1.28	1.28
65	T.C.	22.0	23.9	23.8	26.2	28.7	23.7	24.9	24.7	27.1	29.2	25.4	25.9	25.6	28.0	29.7
	S.C.	21.3	19.1	16.1	16.0	12.7	23.0	21.9	18.1	17.9	13.6	24.8	24.7	20.2	19.8	14.6
	KW	1.25	1.25	1.25	1.25	1.25	1.32	1.33	1.32	1.32	1.33	1.39	1.40	1.40	1.40	1.41
75	T.C.	21.4	23.0	22.7	25.4	28.0	23.2	24.0	23.7	26.3	28.8	24.9	25.0	24.7	27.2	29.5
	S.C.	20.9	18.7	15.6	15.6	12.2	22.6	21.5	17.8	17.6	13.4	24.3	24.3	19.9	19.6	14.6
	KW	1.37	1.37	1.37	1.37	1.38	1.44	1.46	1.45	1.45	1.45	1.51	1.54	1.52	1.52	1.53
85	T.C.	20.7	22.0	21.9	24.2	26.9	22.3	23.0	22.7	25.0	27.5	24.0	23.9	23.6	25.9	28.2
	S.C.	20.1	18.2	15.3	15.2	12.1	21.7	20.8	17.3	17.3	13.2	23.4	23.3	19.3	19.4	14.3
	KW	1.53	1.53	1.53	1.53	1.53	1.60	1.61	1.60	1.60	1.61	1.67	1.69	1.67	1.68	1.68
95	T.C.	19.9	21.1	21.1	23.1	25.8	21.5	22.0	21.7	23.8	26.3	23.0	22.9	22.4	24.5	26.9
	S.C.	19.4	17.8	15.0	14.8	11.9	20.9	20.0	16.9	17.0	12.9	22.4	22.3	18.8	19.2	13.9
	KW	1.69	1.69	1.68	1.69	1.69	1.76	1.76	1.76	1.76	1.76	1.83	1.83	1.83	1.83	1.84
105	T.C.	18.9	19.9	19.9	21.8	24.3	20.4	20.7	20.5	22.5	24.9	21.8	21.5	21.1	23.2	25.5
	S.C.	18.4	17.2	14.4	14.3	11.3	19.8	19.1	16.3	16.4	12.4	21.3	21.0	18.2	18.4	13.5
	KW	1.93	1.92	1.92	1.93	1.93	2.00	2.00	2.00	2.00	2.00	2.07	2.07	2.07	2.07	2.08
115	T.C.	18.0	18.8	18.7	20.5	22.8	19.3	19.5	19.3	21.2	23.5	20.6	20.3	19.8	21.8	24.1
	S.C.	17.5	16.6	13.9	13.8	10.8	18.8	18.2	15.7	15.8	12.0	20.1	19.7	17.6	17.8	13.2
	KW	2.16	2.16	2.16	2.16	2.16	2.23	2.23	2.23	2.23	2.24	2.30	2.30	2.30	2.30	2.31
125	T.C.	17.0	17.6	17.5	19.3	21.4	18.2	18.3	18.1	19.9	22.1	19.5	19.0	18.6	20.5	22.8
	S.C.	16.5	16.1	13.3	13.3	10.2	17.7	17.3	15.2	15.2	11.5	19.0	18.5	17.0	17.1	12.8
	KW	2.39	2.39	2.39	2.39	2.39	2.46	2.46	2.46	2.46	2.47	2.53	2.53	2.54	2.53	2.55
NOTE: ALL CAPACITIES INCLUDE INDOOR FAN HEAT. KW VALUES ARE FOR THE SYSTEM (OUTDOOR + INDOOR).																
Green shaded cells are ACCA (TVA) conditions.																
Blue shaded cells are AHRI conditions.																

Multipliers for determining the performance with other indoor sections.

NOTE: For dry bulb temperatures different than those listed (between 73-87 °F), sensible capacity increases by 1060 BTUH per 1000 CFM per degree above the listed temperature and decreases by 1060 BTUH per 1000 CFM per degree below the listed temperature.

COIL MULTIPLIERS- 2 TON

Air Handler	Coil	T.C.	S.C.	KW
–	CF/CM/CU24B	0.96	1.07	1.01
–	CF/CM/CU30B	0.98	1.07	1.02
–	CF/CM/CU36B	0.99	1.09	1.03
–	CF/CM/CU42C	1.00	1.10	1.02
–	CF/CM/CU48C	1.00	1.00	1.00
–	CF/CM/CU60C	1.01	1.10	1.03
AE24BX21	–	0.98	1.13	0.90
AE30BX21	–	0.99	1.07	0.89
AE36CX21	–	1.00	1.13	0.87
AVC24BX21	–	0.97	1.12	0.91
AVC30BX21	–	0.99	1.13	0.91
AVC36BX21	–	1.00	1.17	0.90
AVC36CX21	–	1.00	1.16	0.89
AVC42CX21	–	1.00	1.15	0.87
AVC48CX21	–	1.00	1.17	0.87
AVC48DX21	–	1.00	1.13	0.87
ME08BN21	CF/CM24B	0.97	1.08	0.89
ME08BN21	CF/CM30B	0.99	1.13	0.91
ME08BN21	CF/CM36B	1.00	1.16	0.90
ME08BN21	CF42B	1.00	1.15	0.90
ME12BN21	CF/CM24B	0.98	1.15	0.90
ME12BN21	CF/CM30B	0.99	1.13	0.89
ME12BN21	CF/CM36B	1.00	1.13	0.89
ME12BN21	CF42B	1.00	1.14	0.89
ME12CN21	CF/CM24C	0.98	1.13	0.88
MVC08BN21	CF/CM24B	0.97	1.08	0.89
MVC08BN21	CF/CM30B	0.99	1.09	0.89
MVC08BN21	CF/CM36B	1.00	1.10	0.90
MVC08BN21	CF42B	1.00	1.12	0.90
MVC12BN21	CF/CM24B	0.98	1.15	0.90
MVC12BN21	CF/CM30B	0.99	1.13	0.89
MVC12BN21	CF/CM36B	1.00	1.13	0.89
MVC12BN21	CF42B	1.00	1.14	0.89
MVC12CN21	CF/CM24C	0.98	1.15	0.88
MVC12CN21	CF/CM30C	0.99	1.13	0.88
MVC12CN21	CF/CM36C	1.00	1.13	0.87
MVC12CN21	CF/CM42C	1.00	1.13	0.87
MVC12CN21	CF/CM48C	1.00	1.13	0.87
MVC12CN21	CF/CM60C	1.00	1.13	0.87
MVC14DN21	CF/CM30D	0.99	1.13	0.86
MVC14DN21	CF/CM36D	1.00	1.13	0.87
MVC14DN21	CF/CM42D	1.00	1.14	0.87
MVC14DN21	CF/CM48D	1.00	1.13	0.87
MVC14DN21	CF/CM60D	1.00	1.13	0.87
MVC16CN21	CF/CM30C	0.99	1.15	0.88
MVC16CN21	CF/CM36C	1.00	1.17	0.87
MVC16CN21	CF/CM42C	1.00	1.17	0.87
MVC16CN21	CF/CM48C	1.00	1.17	0.87
MVC16CN21	CF/CM60C	1.00	1.16	0.87

FURNACE MULTIPLIERS- 2 TON

Furnaces	Coil	T.C.	S.C.	KW
TM8V060A12MP11C	CF/CM/CU24A	0.96	1.03	0.91
TM8V060A12MP11C	CF/CM/CU30A	0.99	1.13	0.96
TM8V060A12MP11C	CF/CM36A	1.00	1.10	0.93
TM8V060A12MP12C	CF/CM/CU24A	0.96	1.03	0.91
TM8V060A12MP12C	CF/CM/CU30A	0.99	1.13	0.96
TM8V060A12MP12C	CF/CM36A	1.00	1.10	0.93
TM8V080B12MP11C	CF/CM/CU24B	0.97	1.09	0.93
TM8V080B12MP11C	CF/CM/CU30B	0.99	1.11	0.94
TM8V080B12MP11C	CF/CM/CU36B	1.00	1.11	0.93
TM8V080B12MP11C	CF42B	1.00	1.15	0.95
TM8V080B12MP12C	CF/CM/CU24B	0.97	1.09	0.93
TM8V080B12MP12C	CF/CM/CU30B	0.99	1.11	0.94
TM8V080B12MP12C	CF/CM/CU36B	1.00	1.11	0.93
TM8V080B12MP12C	CF42B	1.00	1.15	0.95
TM8V080C16MP11C	CF/CM/CU24C	0.98	1.15	0.92
TM8V080C16MP11C	CF/CM/CU30C	0.99	1.13	0.89
TM8V080C16MP11C	CF/CM/CU36C	1.00	1.13	0.90
TM8V080C16MP11C	CF/CM/CU42C	1.00	1.14	0.90
TM8V080C16MP11C	CF/CM/CU48C	1.00	1.13	0.89
TM8V080C16MP11C	CF/CM/CU60C	1.00	1.13	0.89
TM8V080C16MP12C	CF/CM/CU24C	0.98	1.15	0.92
TM8V080C16MP12C	CF/CM/CU30C	0.99	1.13	0.89
TM8V080C16MP12C	CF/CM/CU36C	1.00	1.13	0.90
TM8V080C16MP12C	CF/CM/CU42C	1.00	1.14	0.90
TM8V080C16MP12C	CF/CM/CU48C	1.00	1.13	0.89
TM8V080C16MP12C	CF/CM/CU60C	1.00	1.13	0.89
TM8V100C16MP11C	CF/CM/CU24C	0.98	1.15	0.92
TM8V100C16MP11C	CF/CM/CU30C	0.99	1.13	0.89
TM8V100C16MP11C	CF/CM/CU36C	1.00	1.13	0.90
TM8V100C16MP11C	CF/CM/CU42C	1.00	1.14	0.90
TM8V100C16MP11C	CF/CM/CU48C	1.00	1.13	0.89
TM8V100C16MP11C	CF/CM/CU60C	1.00	1.13	0.89
TM8V100C16MP12C	CF/CM/CU24C	0.98	1.15	0.92
TM8V100C16MP12C	CF/CM/CU30C	0.99	1.13	0.89
TM8V100C16MP12C	CF/CM/CU36C	1.00	1.13	0.90
TM8V100C16MP12C	CF/CM/CU42C	1.00	1.14	0.90
TM8V100C16MP12C	CF/CM/CU48C	1.00	1.13	0.89
TM8V100C16MP12C	CF/CM/CU60C	1.00	1.13	0.89
TM8X060A12MP11	CF/CM/CU24A	0.94	0.98	0.91
TM8X060A12MP11	CF/CM/CU30A	0.97	1.01	0.92
TM8X060A12MP11	CF/CM36A	0.98	1.05	0.92
TM8X080B12MP11	CF/CM/CU24B	0.97	1.07	0.90
TM8X080B12MP11	CF/CM/CU30B	0.99	1.09	0.92
TM8X080B12MP11	CF/CM/CU36B	1.00	1.10	0.92
TM8X080B12MP11	CF42B	1.00	1.08	0.92
TM8Y060A12MP11	CF/CM/CU24A	0.94	0.98	0.91
TM8Y060A12MP11	CF/CM/CU30A	0.97	1.01	0.92
TM8Y060A12MP11	CF/CM36A	0.98	1.05	0.92
TM8Y080B12MP11	CF/CM/CU24B	0.97	1.07	0.90
TM8Y080B12MP11	CF/CM/CU30B	0.99	1.09	0.92
TM8Y080B12MP11	CF/CM/CU36B	1.00	1.10	0.92
TM8Y080B12MP11	CF42B	1.00	1.08	0.92
TM9E040A10MP11	CF/CM/CU24A	0.95	1.05	0.99
TM9E040A10MP11	CF/CM/CU30A	0.97	1.06	0.98
TM9E040A10MP11	CF/CM36A	0.98	1.09	0.98

FURNACE MULTIPLIERS- 2 TON (Continued)

Furnaces	Coil	T.C.	S.C.	KW
TM9E080B12MP11	CF/CM/CU30B	0.99	1.14	0.92
TM9E080B12MP11	CF/CM/CU36B	1.00	1.16	0.93
TM9E080B12MP11	CF42B	1.00	1.14	0.93
TM9V060B12MP11C	CF/CM/CU24B	0.97	1.14	0.94
TM9V060B12MP11C	CF/CM/CU30B	0.99	1.13	0.94
TM9V060B12MP11C	CF/CM/CU36B	1.00	1.14	0.93
TM9V060B12MP11C	CF42B	1.00	1.14	0.95
TM9V060B12MP12C	CF/CM/CU24B	0.97	1.14	0.94
TM9V060B12MP12C	CF/CM/CU30B	0.99	1.13	0.94
TM9V060B12MP12C	CF/CM/CU36B	1.00	1.14	0.93
TM9V060B12MP12C	CF42B	1.00	1.14	0.95
TM9V080B12MP11C	CF/CM/CU24B	0.97	1.12	0.92
TM9V080B12MP11C	CF/CM/CU30B	0.99	1.13	0.92
TM9V080B12MP11C	CF/CM/CU36B	1.00	1.12	0.92
TM9V080B12MP11C	CF42B	1.00	1.14	0.93
TM9V080B12MP12C	CF/CM/CU24B	0.97	1.12	0.92
TM9V080B12MP12C	CF/CM/CU30B	0.99	1.13	0.92
TM9V080B12MP12C	CF/CM/CU36B	1.00	1.12	0.92
TM9V080B12MP12C	CF42B	1.00	1.14	0.93
TM9V100C16MP11C	CF/CM/CU30C	0.99	1.13	0.91
TM9V100C16MP11C	CF/CM/CU36C	1.00	1.16	0.90
TM9V100C16MP11C	CF/CM/CU42C	1.00	1.15	0.90
TM9V100C16MP11C	CF/CM/CU48C	1.00	1.15	0.89
TM9V100C16MP12C	CF/CM/CU30C	0.99	1.13	0.91
TM9V100C16MP12C	CF/CM/CU36C	1.00	1.16	0.90
TM9V100C16MP12C	CF/CM/CU42C	1.00	1.15	0.90
TM9V100C16MP12C	CF/CM/CU48C	1.00	1.15	0.89
TM9Y040A10MP11	CF/CM/CU24A	0.95	1.05	0.99
TM9Y040A10MP11	CF/CM/CU30A	0.97	1.06	0.98
TM9Y040A10MP11	CF/CM36A	0.98	1.09	0.98
TM9Y080B12MP11	CF/CM/CU30B	0.99	1.14	0.92
TM9Y080B12MP11	CF/CM/CU36B	1.00	1.16	0.93
TM9Y080B12MP11	CF42B	1.00	1.14	0.93
TMLV060A12MP11C	CF/CM/CU24A	0.96	1.03	0.91
TMLV060A12MP11C	CF/CM/CU30A	0.99	1.13	0.96
TMLV060A12MP11C	CF/CM36A	1.00	1.10	0.93
TMLV060A12MP12C	CF/CM/CU24A	0.96	1.03	0.91
TMLV060A12MP12C	CF/CM/CU30A	0.99	1.13	0.96
TMLV060A12MP12C	CF/CM36A	1.00	1.10	0.93
TMLV080B12MP11C	CF/CM/CU24B	0.97	1.09	0.93
TMLV080B12MP11C	CF/CM/CU30B	0.99	1.11	0.94
TMLV080B12MP11C	CF/CM/CU36B	1.00	1.11	0.93
TMLV080B12MP11C	CF42B	1.00	1.15	0.95
TMLV080B12MP12C	CF/CM/CU24B	0.97	1.09	0.93
TMLV080B12MP12C	CF/CM/CU30B	0.99	1.11	0.94
TMLV080B12MP12C	CF/CM/CU36B	1.00	1.11	0.93
TMLV080B12MP12C	CF42B	1.00	1.15	0.95
TMLV080C16MP11C	CF/CM/CU24C	0.98	1.15	0.92
TMLV080C16MP11C	CF/CM/CU30C	0.99	1.13	0.89
TMLV080C16MP11C	CF/CM/CU36C	1.00	1.13	0.90
TMLV080C16MP11C	CF/CM/CU42C	1.00	1.14	0.90
TMLV080C16MP11C	CF/CM/CU48C	1.00	1.13	0.89
TMLV080C16MP11C	CF/CM/CU60C	1.00	1.13	0.89
TMLV080C16MP12C	CF/CM/CU24C	0.98	1.15	0.92
TMLV080C16MP12C	CF/CM/CU30C	0.99	1.13	0.89

FURNACE MULTIPLIERS- 2 TON (Continued)

Furnaces	Coil	T.C.	S.C.	KW
TMLV080C16MP12C	CF/CM/CU36C	1.00	1.13	0.90
TMLV080C16MP12C	CF/CM/CU42C	1.00	1.14	0.90
TMLV080C16MP12C	CF/CM/CU48C	1.00	1.13	0.89
TMLV080C16MP12C	CF/CM/CU60C	1.00	1.13	0.89
TMLV100C16MP11C	CF/CM/CU24C	0.98	1.15	0.92
TMLV100C16MP11C	CF/CM/CU30C	0.99	1.13	0.89
TMLV100C16MP11C	CF/CM/CU36C	1.00	1.13	0.90
TMLV100C16MP11C	CF/CM/CU42C	1.00	1.14	0.90
TMLV100C16MP11C	CF/CM/CU48C	1.00	1.13	0.89
TMLV100C16MP11C	CF/CM/CU60C	1.00	1.13	0.89
TMLV100C16MP12C	CF/CM/CU24C	0.98	1.15	0.92
TMLV100C16MP12C	CF/CM/CU30C	0.99	1.13	0.89
TMLV100C16MP12C	CF/CM/CU36C	1.00	1.13	0.90
TMLV100C16MP12C	CF/CM/CU42C	1.00	1.14	0.90
TMLV100C16MP12C	CF/CM/CU48C	1.00	1.13	0.89
TMLV100C16MP12C	CF/CM/CU60C	1.00	1.13	0.89
TMLX060A12MP11	CF/CM/CU24A	0.94	0.98	0.91
TMLX060A12MP11	CF/CM/CU30A	0.97	1.01	0.92
TMLX060A12MP11	CF/CM36A	0.98	1.05	0.92
TMLX080B12MP11	CF/CM/CU24B	0.97	1.07	0.90
TMLX080B12MP11	CF/CM/CU30B	0.99	1.09	0.92
TMLX080B12MP11	CF/CM/CU36B	1.00	1.10	0.92
TMLX080B12MP11	CF42B	1.00	1.08	0.92
TP9C060B12MP12C	CF/CM/CU24B	0.97	1.14	0.94
TP9C060B12MP12C	CF/CM/CU30B	0.99	1.13	0.94
TP9C060B12MP12C	CF/CM/CU36B	1.00	1.14	0.93
TP9C060B12MP12C	CF42B	1.00	1.14	0.95
TP9C060B12MP13C	CF/CM/CU24B	0.97	1.14	0.94
TP9C060B12MP13C	CF/CM/CU30B	0.99	1.13	0.94
TP9C060B12MP13C	CF/CM/CU36B	1.00	1.14	0.93
TP9C060B12MP13C	CF42B	1.00	1.14	0.95
TP9C080B12MP12C	CF/CM/CU24B	0.97	1.12	0.92
TP9C080B12MP12C	CF/CM/CU30B	0.99	1.13	0.92
TP9C080B12MP12C	CF/CM/CU36B	1.00	1.12	0.92
TP9C080B12MP12C	CF42B	1.00	1.14	0.93
TP9C080B12MP13C	CF/CM/CU24B	0.97	1.12	0.92
TP9C080B12MP13C	CF/CM/CU30B	0.99	1.13	0.92
TP9C080B12MP13C	CF/CM/CU36B	1.00	1.12	0.92
TP9C080B12MP13C	CF42B	1.00	1.14	0.93
TP9C100C16MP12C	CF/CM/CU30C	0.99	1.13	0.91
TP9C100C16MP12C	CF/CM/CU36C	1.00	1.16	0.90
TP9C100C16MP12C	CF/CM/CU42C	1.00	1.15	0.90
TP9C100C16MP12C	CF/CM/CU48C	1.00	1.15	0.89
TP9C100C16MP13C	CF/CM/CU30C	0.99	1.13	0.91
TP9C100C16MP13C	CF/CM/CU36C	1.00	1.16	0.90
TP9C100C16MP13C	CF/CM/CU42C	1.00	1.15	0.90
TP9C100C16MP13C	CF/CM/CU48C	1.00	1.15	0.89
TPLC060A12MP12C	CF/CM/CU24A	0.96	1.03	0.91
TPLC060A12MP12C	CF/CM/CU30A	0.99	1.13	0.96
TPLC060A12MP12C	CF/CM36A	1.00	1.10	0.93
TPLC060A12MP13C	CF/CM/CU24A	0.96	1.03	0.91
TPLC060A12MP13C	CF/CM/CU30A	0.99	1.13	0.96
TPLC060A12MP13C	CF/CM36A	1.00	1.10	0.93
TPLC080B12MP12C	CF/CM/CU24B	0.97	1.09	0.93
TPLC080B12MP12C	CF/CM/CU30B	0.99	1.11	0.94

FURNACE MULTIPLIERS- 2 TON (Continued)

Furnaces	Coil	T.C.	S.C.	KW
TPLC080B12MP12C	CF/CM/CU36B	1.00	1.11	0.93
TPLC080B12MP12C	CF42B	1.00	1.15	0.95
TPLC080B12MP13C	CF/CM/CU24B	0.97	1.09	0.93
TPLC080B12MP13C	CF/CM/CU30B	0.99	1.11	0.94
TPLC080B12MP13C	CF/CM/CU36B	1.00	1.11	0.93
TPLC080B12MP13C	CF42B	1.00	1.15	0.95
TPLC080C16MP12C	CF/CM/CU24C	0.98	1.15	0.92
TPLC080C16MP12C	CF/CM/CU30C	0.99	1.13	0.89
TPLC080C16MP12C	CF/CM/CU36C	1.00	1.13	0.90
TPLC080C16MP12C	CF/CM/CU42C	1.00	1.14	0.90
TPLC080C16MP12C	CF/CM/CU48C	1.00	1.13	0.89
TPLC080C16MP12C	CF/CM/CU60C	1.00	1.13	0.89
TPLC080C16MP13C	CF/CM/CU24C	0.98	1.15	0.92
TPLC080C16MP13C	CF/CM/CU30C	0.99	1.13	0.89
TPLC080C16MP13C	CF/CM/CU36C	1.00	1.13	0.90
TPLC080C16MP13C	CF/CM/CU42C	1.00	1.14	0.90
TPLC080C16MP13C	CF/CM/CU48C	1.00	1.13	0.89
TPLC080C16MP13C	CF/CM/CU60C	1.00	1.13	0.89
TPLC100C16MP12C	CF/CM/CU24C	0.98	1.15	0.92
TPLC100C16MP12C	CF/CM/CU30C	0.99	1.13	0.89
TPLC100C16MP12C	CF/CM/CU36C	1.00	1.13	0.90
TPLC100C16MP12C	CF/CM/CU42C	1.00	1.14	0.90
TPLC100C16MP12C	CF/CM/CU48C	1.00	1.13	0.89
TPLC100C16MP12C	CF/CM/CU60C	1.00	1.13	0.89
TPLC100C16MP13C	CF/CM/CU24C	0.98	1.15	0.92
TPLC100C16MP13C	CF/CM/CU30C	0.99	1.13	0.89
TPLC100C16MP13C	CF/CM/CU36C	1.00	1.13	0.90
TPLC100C16MP13C	CF/CM/CU42C	1.00	1.14	0.90
TPLC100C16MP13C	CF/CM/CU48C	1.00	1.13	0.89
TPLC100C16MP13C	CF/CM/CU60C	1.00	1.13	0.89
YP9C060B12MP12C	CF/CM/CU24B	0.97	1.14	0.94
YP9C060B12MP12C	CF/CM/CU30B	0.99	1.13	0.94
YP9C060B12MP12C	CF/CM/CU36B	1.00	1.14	0.93
YP9C060B12MP12C	CF42B	1.00	1.14	0.95
YP9C060B12MP13C	CF/CM/CU24B	0.97	1.14	0.94
YP9C060B12MP13C	CF/CM/CU30B	0.99	1.13	0.94
YP9C060B12MP13C	CF/CM/CU36B	1.00	1.14	0.93
YP9C060B12MP13C	CF42B	1.00	1.14	0.95
YP9C080B12MP12C	CF/CM/CU24B	0.97	1.12	0.92
YP9C080B12MP12C	CF/CM/CU30B	0.99	1.13	0.92
YP9C080B12MP12C	CF/CM/CU36B	1.00	1.12	0.92
YP9C080B12MP12C	CF42B	1.00	1.14	0.93
YP9C080B12MP13C	CF/CM/CU24B	0.97	1.12	0.92
YP9C080B12MP13C	CF/CM/CU30B	0.99	1.13	0.92
YP9C080B12MP13C	CF/CM/CU36B	1.00	1.12	0.92
YP9C080B12MP13C	CF42B	1.00	1.14	0.93
YP9C100C16MP12C	CF/CM/CU30C	0.99	1.13	0.91

FURNACE MULTIPLIERS- 2 TON (Continued)

Furnaces	Coil	T.C.	S.C.	KW
YP9C100C16MP12C	CF/CM/CU36C	1.00	1.16	0.90
YP9C100C16MP12C	CF/CM/CU42C	1.00	1.15	0.90
YP9C100C16MP12C	CF/CM/CU48C	1.00	1.15	0.89
YP9C100C16MP13C	CF/CM/CU30C	0.99	1.13	0.91
YP9C100C16MP13C	CF/CM/CU36C	1.00	1.16	0.90
YP9C100C16MP13C	CF/CM/CU42C	1.00	1.15	0.90
YP9C100C16MP13C	CF/CM/CU48C	1.00	1.15	0.89
YPLC060A12MP12C	CF/CM/CU24A	0.96	1.03	0.91
YPLC060A12MP12C	CF/CM/CU30A	0.99	1.13	0.96
YPLC060A12MP12C	CF/CM36A	1.00	1.10	0.93
YPLC060A12MP13C	CF/CM/CU24A	0.96	1.03	0.91
YPLC060A12MP13C	CF/CM/CU30A	0.99	1.13	0.96
YPLC060A12MP13C	CF/CM36A	1.00	1.10	0.93
YPLC080B12MP12C	CF/CM/CU24B	0.97	1.09	0.93
YPLC080B12MP12C	CF/CM/CU30B	0.99	1.11	0.94
YPLC080B12MP12C	CF/CM/CU36B	1.00	1.11	0.93
YPLC080B12MP12C	CF42B	1.00	1.15	0.95
YPLC080B12MP13C	CF/CM/CU24B	0.97	1.09	0.93
YPLC080B12MP13C	CF/CM/CU30B	0.99	1.11	0.94
YPLC080B12MP13C	CF/CM/CU36B	1.00	1.11	0.93
YPLC080B12MP13C	CF42B	1.00	1.15	0.95
YPLC080C16MP12C	CF/CM/CU24C	0.98	1.15	0.92
YPLC080C16MP12C	CF/CM/CU30C	0.99	1.13	0.89
YPLC080C16MP12C	CF/CM/CU36C	1.00	1.13	0.90
YPLC080C16MP12C	CF/CM/CU42C	1.00	1.14	0.90
YPLC080C16MP12C	CF/CM/CU48C	1.00	1.13	0.89
YPLC080C16MP12C	CF/CM/CU60C	1.00	1.13	0.89
YPLC080C16MP13C	CF/CM/CU24C	0.98	1.15	0.92
YPLC080C16MP13C	CF/CM/CU30C	0.99	1.13	0.89
YPLC080C16MP13C	CF/CM/CU36C	1.00	1.13	0.90
YPLC080C16MP13C	CF/CM/CU42C	1.00	1.14	0.90
YPLC080C16MP13C	CF/CM/CU48C	1.00	1.13	0.89
YPLC080C16MP13C	CF/CM/CU60C	1.00	1.13	0.89
YPLC100C16MP12C	CF/CM/CU24C	0.98	1.15	0.92
YPLC100C16MP12C	CF/CM/CU30C	0.99	1.13	0.89
YPLC100C16MP12C	CF/CM/CU36C	1.00	1.13	0.90
YPLC100C16MP12C	CF/CM/CU42C	1.00	1.14	0.90
YPLC100C16MP12C	CF/CM/CU48C	1.00	1.13	0.89
YPLC100C16MP12C	CF/CM/CU60C	1.00	1.13	0.89
YPLC100C16MP13C	CF/CM/CU24C	0.98	1.15	0.92
YPLC100C16MP13C	CF/CM/CU30C	0.99	1.13	0.89
YPLC100C16MP13C	CF/CM/CU36C	1.00	1.13	0.90
YPLC100C16MP13C	CF/CM/CU42C	1.00	1.14	0.90
YPLC100C16MP13C	CF/CM/CU48C	1.00	1.13	0.89
YPLC100C16MP13C	CF/CM/CU60C	1.00	1.13	0.89

PERFORMANCE DATA - 3 TON

CONDENSER-ONLY DATA (OUTDOOR UNIT)																		
MODEL	SATURATED SUCTION @ COMPRESSOR		Outdoor Ambient Temperature															
			55 °F		65 °F		75 °F		85 °F		95 °F		105 °F		115 °F		125 °F	
	T (°F)	P (PSIG)	MBH	KW	MBH	KW	MBH	KW	MBH	KW	MBH	KW	MBH	KW	MBH	KW	MBH	KW
YXT36B21S (Stage 2)	35	107	33.0	1.93	31.3	2.13	29.7	2.33	28.1	2.56	26.3	2.82	24.5	3.13	22.6	3.50	20.5	3.93
	40	118	36.3	1.93	34.5	2.12	32.8	2.32	31.0	2.55	29.1	2.80	27.1	3.12	25.0	3.49	22.8	3.91
	45	130	39.9	1.93	38.0	2.12	36.0	2.32	34.1	2.54	32.1	2.79	29.9	3.10	27.7	3.47	25.3	3.89
	50	142	43.5	1.94	41.6	2.12	39.6	2.31	37.5	2.53	35.3	2.77	33.0	3.08	30.5	3.44	27.9	3.86
	55	156	47.6	1.96	45.5	2.12	43.3	2.31	41.0	2.52	38.7	2.75	36.2	3.05	33.6	3.42	30.7	3.82
YXT36B21S (Stage 1)	35	107	21.7	1.45	19.7	1.69	18.3	1.93	17.2	2.17	16.1	2.44	14.7	2.76	13.6	3.16	10.6	3.56
	40	118	24.6	1.38	22.2	1.63	20.5	1.88	19.2	2.13	17.9	2.40	16.5	2.71	14.8	3.08	12.6	3.50
	45	130	27.9	1.29	25.0	1.56	23.0	1.82	21.4	2.08	20.0	2.35	18.5	2.67	16.8	3.03	14.6	3.44
	50	142	31.6	1.20	28.2	1.49	25.8	1.76	23.9	2.02	22.2	2.30	20.6	2.62	18.8	2.98	16.7	3.38
	55	156	35.8	1.10	31.9	1.40	28.9	1.68	26.6	1.96	24.7	2.25	22.9	2.56	21.0	2.92	18.8	3.32

Notes:

1. For Outdoor Unit (Condenser) performance only. Data does not include the effects of air handler power or heat.
2. Performance based on 15°F subcooling and 15°F superheat at the Outdoor Unit base valves.
 - a. Increase capacity by 1% for each 2°F increase in subcooling.
 - b. Decrease capacity by 1% for each 2°F decrease in subcooling.
3. Maximum recommended condensing temperature is 140°F.

COOLING PERFORMANCE DATA																
OUTDOOR UNIT MODEL NO.			YXT36B21S													
INDOOR COIL MODEL NO.			CF64DXA1													
AIR TEMP. ENTERING OUTDOOR UNIT (°F)	ID CFM	950					1200					1450				
	ID DB (°F)	80	80	75	80	80	80	80	75	80	80	80	80	75	80	80
	ID WB (°F)	57	62	62	67	72	57	62	62	67	72	57	62	62	67	72
55	T.C.	33.4	36.3	36.0	37.7	38.5	34.4	36.8	36.8	38.0	39.0	35.4	37.4	37.5	38.4	39.4
	S.C.	33.4	29.6	25.2	23.9	18.2	34.4	30.9	26.6	24.5	18.4	35.4	32.2	28.0	25.1	18.6
	KW	1.75	1.75	1.76	1.76	1.76	1.84	1.85	1.85	1.85	1.85	1.94	1.94	1.95	1.95	1.94
65	T.C.	32.6	35.1	35.1	37.5	39.5	34.2	36.1	36.1	38.3	40.3	35.8	37.1	37.1	39.2	41.0
	S.C.	32.6	29.3	24.9	24.2	18.8	34.2	31.7	26.8	25.6	19.5	35.8	34.0	28.8	27.0	20.1
	KW	1.92	1.92	1.93	1.94	1.95	2.02	2.02	2.03	2.03	2.04	2.12	2.12	2.12	2.13	2.13
75	T.C.	31.9	33.9	34.1	37.3	40.5	34.0	35.4	35.4	38.6	41.5	36.2	36.8	36.8	39.9	42.5
	S.C.	31.9	29.1	24.5	24.4	19.5	34.0	32.4	27.1	26.6	20.6	36.2	35.8	29.7	28.9	21.6
	KW	2.09	2.10	2.10	2.11	2.13	2.19	2.19	2.20	2.21	2.23	2.30	2.29	2.30	2.31	2.32
85	T.C.	30.9	32.7	32.7	35.9	39.1	32.9	34.0	34.0	37.2	40.2	34.9	35.3	35.2	38.5	41.3
	S.C.	30.9	28.6	24.0	23.9	19.1	32.9	31.9	26.6	26.2	20.1	34.9	35.2	29.2	28.5	21.1
	KW	2.32	2.32	2.33	2.33	2.35	2.42	2.41	2.42	2.43	2.45	2.52	2.51	2.52	2.53	2.55
95	T.C.	30.0	31.5	31.4	34.6	37.7	31.8	32.6	32.5	35.8	38.9	33.6	33.8	33.7	37.0	40.1
	S.C.	30.0	28.2	23.5	23.4	18.7	31.8	31.4	26.1	25.8	19.7	33.6	33.8	28.7	28.2	20.7
	KW	2.55	2.54	2.55	2.55	2.58	2.64	2.63	2.65	2.65	2.67	2.74	2.73	2.74	2.75	2.77
105	T.C.	28.5	29.6	29.6	32.5	35.5	30.2	30.7	30.6	33.6	36.7	31.8	31.8	31.6	34.8	37.8
	S.C.	28.5	27.3	22.7	22.5	17.8	30.2	29.9	25.3	24.9	18.8	31.8	31.8	27.9	27.3	19.8
	KW	2.86	2.85	2.86	2.87	2.89	2.96	2.95	2.96	2.97	2.99	3.06	3.05	3.06	3.07	3.08
115	T.C.	27.1	27.7	27.8	30.4	33.4	28.6	28.8	28.7	31.5	34.5	30.1	29.9	29.6	32.6	35.5
	S.C.	27.1	26.4	21.9	21.6	17.0	28.6	28.5	24.5	24.0	17.9	30.1	29.9	27.1	26.3	18.9
	KW	3.17	3.16	3.17	3.18	3.20	3.26	3.26	3.27	3.28	3.29	3.36	3.36	3.37	3.37	3.39
125	T.C.	25.6	25.8	26.1	28.4	31.3	27.0	26.9	26.9	29.4	32.3	28.4	27.9	27.7	30.4	33.3
	S.C.	25.6	25.5	21.1	20.8	16.1	27.0	26.9	23.7	23.1	17.1	28.4	27.9	26.3	25.4	18.0
	KW	3.47	3.47	3.48	3.49	3.50	3.57	3.57	3.57	3.58	3.60	3.67	3.67	3.67	3.68	3.69
NOTE: ALL CAPACITIES INCLUDE INDOOR FAN HEAT. KW VALUES ARE FOR THE SYSTEM (OUTDOOR + INDOOR).																
Green shaded cells are ACCA (TVA) conditions.																
Blue shaded cells are AHRI conditions.																

Multipliers for determining the performance with other indoor sections.

NOTE: For dry bulb temperatures different than those listed (between 73-87 °F), sensible capacity increases by 1060 BTUH per 1000 CFM per degree above the listed temperature and decreases by 1060 BTUH per 1000 CFM per degree below the listed temperature.

COIL MULTIPLIERS- 3 TON

Air Handler	Coil	T.C.	S.C.	KW
–	CF/CM/CU36C	0.97	1.07	1.02
–	CF/CM/CU42C	0.98	1.08	1.04
–	CF/CM/CU48C	0.98	1.09	1.04
–	CF/CM/CU60C	0.99	1.06	1.03
–	CF/CM64D	1.00	1.00	1.00
AE36BX21	–	0.98	1.06	0.95
AE36CX21	–	0.99	1.10	0.94
AE42CX21	–	0.99	1.10	0.94
AE48CX21	–	1.01	1.12	0.94
AE48DX21	–	1.01	1.15	0.92
AE60DX21	–	1.01	1.14	0.92
AVC36BX21	–	0.98	1.07	0.96
AVC36CX21	–	0.99	1.11	0.95
AVC42CX21	–	1.01	1.12	0.97
AVC48CX21	–	1.01	1.11	0.95
AVC48DX21	–	1.01	1.15	0.94
AVC60CX21	–	1.01	1.08	0.97
AVC60DX21	–	1.01	1.06	0.92
ME12BN21	CF/CM36B	0.98	1.10	0.97
ME12BN21	CF42B	0.98	1.03	0.93
ME12CN21	CF/CM36C	0.99	1.11	0.95
ME14DN21	CF/CM36D	0.99	1.10	0.94
ME14DN21	CF/CM42D	1.00	1.10	0.93
ME14DN21	CF/CM48D	1.00	1.11	0.93
ME14DN21	CF/CM60D	1.01	1.08	0.92
ME14DN21	CF/CM64D	1.01	1.14	0.94
ME16CN21	CF/CM36C	0.98	1.05	0.93
ME16CN21	CF/CM42C	1.01	1.14	0.97
ME16CN21	CF/CM48C	1.01	1.15	0.97
ME16CN21	CF/CM60C	1.01	1.15	0.97
MVC08BN21	CF/CM36B	0.97	1.01	0.93
MVC08BN21	CF42B	0.97	1.00	0.94
MVC12BN21	CF/CM36B	0.98	1.06	0.95
MVC12BN21	CF42B	1.00	1.12	1.00
MVC12CN21	CF/CM36C	0.99	1.09	0.94
MVC12CN21	CF/CM42C	0.98	1.00	0.91
MVC12CN21	CF/CM48C	0.98	1.02	0.92
MVC12CN21	CF/CM60C	1.01	1.09	0.94
MVC14DN21	CF/CM36D	1.00	1.13	0.93
MVC14DN21	CF/CM42D	1.01	1.14	0.94
MVC14DN21	CF/CM48D	1.01	1.16	0.92
MVC14DN21	CF/CM60D	1.01	1.15	0.92
MVC14DN21	CF/CM64D	1.01	1.15	0.92
MVC16CN21	CF/CM36C	1.00	1.14	0.95
MVC16CN21	CF/CM42C	1.01	1.14	0.94
MVC16CN21	CF/CM48C	1.01	1.15	0.94
MVC16CN21	CF/CM60C	1.01	1.15	0.94
MVC20DN21	CF/CM36D	1.00	1.14	0.93
MVC20DN21	CF/CM42D	1.01	1.13	0.92
MVC20DN21	CF/CM48D	1.01	1.17	0.92
MVC20DN21	CF/CM60D	1.01	1.13	0.92
MVC20DN21	CF/CM64D	1.01	1.14	0.91

FURNACE MULTIPLIERS- 3 TON

Furnaces	Coil	T.C.	S.C.	KW
TM8V080C16MP11C	CF/CM/CU36C	0.99	1.13	0.99
TM8V080C16MP11C	CF/CM/CU42C	0.99	1.12	0.98
TM8V080C16MP11C	CF/CM/CU48C	0.99	1.11	0.98
TM8V080C16MP11C	CF/CM/CU60C	1.01	1.13	0.99
TM8V080C16MP11C	CF/CM64D	1.01	1.11	0.97
TM8V080C16MP12C	CF/CM/CU36C	0.99	1.13	0.99
TM8V080C16MP12C	CF/CM/CU42C	0.99	1.12	0.98
TM8V080C16MP12C	CF/CM/CU48C	0.99	1.11	0.98
TM8V080C16MP12C	CF/CM/CU60C	1.01	1.13	0.99
TM8V080C16MP12C	CF/CM64D	1.01	1.11	0.97
TM8V100C16MP11C	CF/CM/CU36C	0.99	1.13	0.99
TM8V100C16MP11C	CF/CM/CU42C	0.99	1.12	0.98
TM8V100C16MP11C	CF/CM/CU48C	0.99	1.11	0.98
TM8V100C16MP11C	CF/CM/CU60C	1.01	1.13	0.99
TM8V100C16MP11C	CF/CM64D	1.01	1.11	0.97
TM8V100C16MP12C	CF/CM/CU36C	0.99	1.13	0.99
TM8V100C16MP12C	CF/CM/CU42C	0.99	1.12	0.98
TM8V100C16MP12C	CF/CM/CU48C	0.99	1.11	0.98
TM8V100C16MP12C	CF/CM/CU60C	1.01	1.13	0.99
TM8V100C16MP12C	CF/CM64D	1.01	1.11	0.97
TM8V100C20MP11C	CF/CM/CU36C	0.99	1.11	0.95
TM8V100C20MP11C	CF/CM/CU42C	1.01	1.14	0.97
TM8V100C20MP11C	CF/CM/CU48C	1.00	1.12	0.96
TM8V100C20MP11C	CF/CM/CU60C	1.01	1.15	0.97
TM8V100C20MP11C	CF/CM64D	1.01	1.14	0.95
TM8V100C20MP12C	CF/CM/CU36C	0.99	1.11	0.95
TM8V100C20MP12C	CF/CM/CU42C	1.01	1.14	0.97
TM8V100C20MP12C	CF/CM/CU48C	1.00	1.12	0.96
TM8V100C20MP12C	CF/CM/CU60C	1.01	1.15	0.97
TM8V100C20MP12C	CF/CM64D	1.01	1.14	0.95
TM8V120C20MP11C	CF/CM/CU36C	0.99	1.11	0.95
TM8V120C20MP11C	CF/CM/CU42C	1.01	1.14	0.97
TM8V120C20MP11C	CF/CM/CU48C	1.00	1.12	0.96
TM8V120C20MP11C	CF/CM/CU60C	1.01	1.15	0.97
TM8V120C20MP11C	CF/CM64D	1.01	1.14	0.95
TM8V120C20MP12C	CF/CM/CU36C	0.99	1.11	0.95
TM8V120C20MP12C	CF/CM/CU42C	1.01	1.14	0.97
TM8V120C20MP12C	CF/CM/CU48C	1.00	1.12	0.96
TM8V120C20MP12C	CF/CM/CU60C	1.01	1.15	0.97
TM8V120C20MP12C	CF/CM64D	1.01	1.14	0.95
TM8X060A12MP11	CF/CM36A	0.96	1.01	1.00
TM8X080B12MP11	CF/CM/CU36B	0.97	1.07	0.99
TM8X080B12MP11	CF42B	0.98	1.05	0.98
TM8X080C16MP11	CF/CM/CU36C	0.98	1.08	0.95
TM8X080C16MP11	CF/CM/CU42C	0.99	1.06	0.96
TM8X080C16MP11	CF/CM/CU48C	0.99	1.08	0.95
TM8X080C16MP11	CF/CM/CU60C	1.00	1.07	0.95
TM8X080C16MP11	CF/CM64D	1.01	1.07	0.95
TM8X100C16MP11	CF/CM/CU36C	0.98	1.08	0.95
TM8X100C16MP11	CF/CM/CU42C	0.99	1.06	0.96
TM8X100C16MP11	CF/CM/CU48C	0.99	1.08	0.95
TM8X100C16MP11	CF/CM/CU60C	1.00	1.07	0.95
TM8X100C16MP11	CF/CM64D	1.01	1.07	0.95
TM8X100C20MP11	CF/CM/CU36C	0.99	1.11	0.95

FURNACE MULTIPLIERS- 3 TON (Continued)

Furnaces	Coil	T.C.	S.C.	KW
TM8X100C20MP11	CF/CM/CU42C	1.01	1.10	0.95
TM8X100C20MP11	CF/CM/CU48C	1.00	1.12	0.95
TM8X100C20MP11	CF/CM/CU60C	1.01	1.11	0.95
TM8X100C20MP11	CF/CM64D	1.01	1.10	0.94
TM8X120C20MP11	CF/CM/CU36C	0.99	1.11	0.95
TM8X120C20MP11	CF/CM/CU42C	1.01	1.10	0.95
TM8X120C20MP11	CF/CM/CU48C	1.00	1.12	0.95
TM8X120C20MP11	CF/CM/CU60C	1.01	1.11	0.95
TM8X120C20MP11	CF/CM64D	1.01	1.10	0.94
TM8Y060A12MP11	CF/CM36A	0.96	1.01	1.00
TM8Y080B12MP11	CF/CM/CU36B	0.97	1.07	0.99
TM8Y080B12MP11	CF42B	0.98	1.05	0.98
TM8Y080C16MP11	CF/CM/CU36C	0.98	1.08	0.95
TM8Y080C16MP11	CF/CM/CU42C	0.99	1.06	0.96
TM8Y080C16MP11	CF/CM/CU48C	0.99	1.08	0.95
TM8Y080C16MP11	CF/CM/CU60C	1.00	1.07	0.95
TM8Y080C16MP11	CF/CM64D	1.01	1.07	0.95
TM8Y100C16MP11	CF/CM/CU36C	0.98	1.08	0.95
TM8Y100C16MP11	CF/CM/CU42C	0.99	1.06	0.96
TM8Y100C16MP11	CF/CM/CU48C	0.99	1.08	0.95
TM8Y100C16MP11	CF/CM/CU60C	1.00	1.07	0.95
TM8Y100C16MP11	CF/CM64D	1.01	1.07	0.95
TM8Y100C20MP11	CF/CM/CU36C	0.99	1.11	0.95
TM8Y100C20MP11	CF/CM/CU42C	1.01	1.10	0.95
TM8Y100C20MP11	CF/CM/CU48C	1.00	1.12	0.95
TM8Y100C20MP11	CF/CM/CU60C	1.01	1.11	0.95
TM8Y100C20MP11	CF/CM64D	1.01	1.10	0.94
TM8Y120C20MP11	CF/CM/CU36C	0.99	1.11	0.95
TM8Y120C20MP11	CF/CM/CU42C	1.01	1.10	0.95
TM8Y120C20MP11	CF/CM/CU48C	1.00	1.12	0.95
TM8Y120C20MP11	CF/CM/CU60C	1.01	1.11	0.95
TM8Y120C20MP11	CF/CM64D	1.01	1.10	0.94
TM9E080B12MP11	CF/CM/CU36B	0.96	0.98	0.96
TM9E080B12MP11	CF42B	0.97	0.98	0.95
TM9E100C16MP11	CF/CM/CU36C	0.99	1.13	0.99
TM9E100C16MP11	CF/CM/CU42C	0.99	1.12	0.99
TM9E100C16MP11	CF/CM/CU48C	1.01	1.11	0.99
TM9E100C16MP11	CF/CM/CU60C	1.01	1.13	0.99
TM9E100C16MP11	CF/CM64D	1.01	1.11	0.97
TM9E100C20MP11	CF/CM/CU42C	1.01	1.15	1.01
TM9E100C20MP11	CF/CM/CU48C	1.01	1.16	0.99
TM9E100C20MP11	CF/CM/CU60C	1.01	1.15	0.99
TM9E100C20MP11	CF/CM64D	1.01	1.15	0.99
TM9E120D20MP11	CF/CM/CU36D	0.99	1.12	0.95
TM9E120D20MP11	CF/CM/CU42D	1.00	1.12	0.95
TM9E120D20MP11	CF/CM/CU48D	1.01	1.13	0.95
TM9E120D20MP11	CF/CM/CU60D	1.01	1.11	0.95
TM9E120D20MP11	CF/CM64D	1.01	1.10	0.94
TM9V060B12MP11C	CF/CM/CU36B	0.97	1.03	1.00
TM9V060B12MP11C	CF42B	0.97	1.03	1.00
TM9V060B12MP12C	CF/CM/CU36B	0.97	1.03	1.00
TM9V060B12MP12C	CF42B	0.97	1.03	1.00
TM9V080B12MP11C	CF/CM/CU36B	0.96	0.98	0.96
TM9V080B12MP11C	CF42B	0.97	1.03	0.97

FURNACE MULTIPLIERS- 3 TON (Continued)

Furnaces	Coil	T.C.	S.C.	KW
TM9V080B12MP12C	CF/CM/CU36B	0.96	0.98	0.96
TM9V080B12MP12C	CF42B	0.97	1.03	0.97
TM9V080C16MP11C	CF/CM/CU36C	0.98	1.05	0.96
TM9V080C16MP11C	CF/CM/CU42C	1.00	1.12	1.00
TM9V080C16MP11C	CF/CM/CU48C	0.99	1.14	0.99
TM9V080C16MP11C	CF/CM/CU60C	1.01	1.14	1.01
TM9V080C16MP11C	CF/CM64D	1.01	1.12	0.99
TM9V080C16MP12C	CF/CM/CU36C	0.98	1.05	0.96
TM9V080C16MP12C	CF/CM/CU42C	1.00	1.12	1.00
TM9V080C16MP12C	CF/CM/CU48C	0.99	1.14	0.99
TM9V080C16MP12C	CF/CM/CU60C	1.01	1.14	1.01
TM9V080C16MP12C	CF/CM64D	1.01	1.12	0.99
TM9V100C16MP11C	CF/CM/CU36C	0.98	1.11	0.97
TM9V100C16MP11C	CF/CM/CU42C	1.00	1.09	0.96
TM9V100C16MP11C	CF/CM/CU48C	0.99	1.11	0.96
TM9V100C16MP11C	CF/CM/CU60C	1.01	1.11	0.97
TM9V100C16MP11C	CF/CM64D	1.01	1.11	0.95
TM9V100C16MP12C	CF/CM/CU36C	0.98	1.11	0.97
TM9V100C16MP12C	CF/CM/CU42C	1.00	1.09	0.96
TM9V100C16MP12C	CF/CM/CU48C	0.99	1.11	0.96
TM9V100C16MP12C	CF/CM/CU60C	1.01	1.11	0.97
TM9V100C16MP12C	CF/CM64D	1.01	1.11	0.95
TM9V100C20MP11C	CF/CM/CU36C	0.99	1.13	0.99
TM9V100C20MP11C	CF/CM/CU42C	1.00	1.13	0.98
TM9V100C20MP11C	CF/CM/CU48C	1.01	1.11	0.97
TM9V100C20MP11C	CF/CM/CU60C	1.01	1.13	0.99
TM9V100C20MP11C	CF/CM64D	1.01	1.11	0.97
TM9V100C20MP12C	CF/CM/CU36C	0.99	1.13	0.99
TM9V100C20MP12C	CF/CM/CU42C	1.00	1.13	0.98
TM9V100C20MP12C	CF/CM/CU48C	1.01	1.11	0.97
TM9V100C20MP12C	CF/CM/CU60C	1.01	1.13	0.99
TM9V100C20MP12C	CF/CM64D	1.01	1.11	0.97
TM9V120D20MP11C	CF/CM/CU36D	0.99	1.12	0.95
TM9V120D20MP11C	CF/CM/CU42D	1.01	1.13	0.95
TM9V120D20MP11C	CF/CM/CU48D	1.01	1.13	0.95
TM9V120D20MP11C	CF/CM/CU60D	1.01	1.14	0.95
TM9V120D20MP11C	CF/CM64D	1.01	1.12	0.95
TM9V120D20MP12C	CF/CM/CU36D	0.99	1.12	0.95
TM9V120D20MP12C	CF/CM/CU42D	1.01	1.13	0.95
TM9V120D20MP12C	CF/CM/CU48D	1.01	1.13	0.95
TM9V120D20MP12C	CF/CM/CU60D	1.01	1.14	0.95
TM9V120D20MP12C	CF/CM64D	1.01	1.12	0.95
TM9Y080B12MP11	CF/CM/CU36B	0.96	0.98	0.96
TM9Y080B12MP11	CF42B	0.97	0.98	0.95
TM9Y100C16MP11	CF/CM/CU36C	0.99	1.13	0.99
TM9Y100C16MP11	CF/CM/CU42C	0.99	1.12	0.99
TM9Y100C16MP11	CF/CM/CU48C	1.01	1.11	0.99
TM9Y100C16MP11	CF/CM/CU60C	1.01	1.13	0.99
TM9Y100C16MP11	CF/CM64D	1.01	1.11	0.97
TM9Y100C20MP11	CF/CM/CU42C	1.01	1.15	1.01
TM9Y100C20MP11	CF/CM/CU48C	1.01	1.16	0.99
TM9Y100C20MP11	CF/CM/CU60C	1.01	1.15	0.99
TM9Y100C20MP11	CF/CM64D	1.01	1.15	0.99
TM9Y120D20MP11	CF/CM/CU36D	0.99	1.12	0.95
TM9Y120D20MP11	CF/CM/CU42D	1.00	1.12	0.95
TM9Y120D20MP11	CF/CM/CU48D	1.01	1.13	0.95
TM9Y120D20MP11	CF/CM/CU60D	1.01	1.11	0.95
TM9Y120D20MP11	CF/CM64D	1.01	1.10	0.94
TM9V060B12MP11C	CF/CM/CU36B	0.97	1.03	1.00
TM9V060B12MP11C	CF42B	0.97	1.03	1.00
TM9V060B12MP12C	CF/CM/CU36B	0.97	1.03	1.00
TM9V060B12MP12C	CF42B	0.97	1.03	1.00
TM9V080B12MP11C	CF/CM/CU36B	0.96	0.98	0.96
TM9V080B12MP11C	CF42B	0.97	1.03	0.97

FURNACE MULTIPLIERS- 3 TON (Continued)

Furnaces	Coil	T.C.	S.C.	KW
TM9Y120D20MP11	CF/CM/CU42D	1.00	1.12	0.95
TM9Y120D20MP11	CF/CM/CU48D	1.01	1.13	0.95
TM9Y120D20MP11	CF/CM/CU60D	1.01	1.11	0.95
TM9Y120D20MP11	CF/CM64D	1.01	1.10	0.94
TMLV080C16MP11C	CF/CM/CU36C	0.99	1.13	0.99
TMLV080C16MP11C	CF/CM/CU42C	0.99	1.12	0.98
TMLV080C16MP11C	CF/CM/CU48C	0.99	1.11	0.98
TMLV080C16MP11C	CF/CM/CU60C	1.01	1.13	0.99
TMLV080C16MP11C	CF/CM64D	1.01	1.11	0.97
TMLV080C16MP12C	CF/CM/CU36C	0.99	1.13	0.99
TMLV080C16MP12C	CF/CM/CU42C	0.99	1.12	0.98
TMLV080C16MP12C	CF/CM/CU48C	0.99	1.11	0.98
TMLV080C16MP12C	CF/CM/CU60C	1.01	1.13	0.99
TMLV080C16MP12C	CF/CM64D	1.01	1.11	0.97
TMLV100C16MP11C	CF/CM/CU36C	0.99	1.13	0.99
TMLV100C16MP11C	CF/CM/CU42C	0.99	1.12	0.98
TMLV100C16MP11C	CF/CM/CU48C	0.99	1.11	0.98
TMLV100C16MP11C	CF/CM/CU60C	1.01	1.13	0.99
TMLV100C16MP11C	CF/CM64D	1.01	1.11	0.97
TMLV100C16MP12C	CF/CM/CU36C	0.99	1.13	0.99
TMLV100C16MP12C	CF/CM/CU42C	0.99	1.12	0.98
TMLV100C16MP12C	CF/CM/CU48C	0.99	1.11	0.98
TMLV100C16MP12C	CF/CM/CU60C	1.01	1.13	0.99
TMLV100C16MP12C	CF/CM64D	1.01	1.11	0.97
TMLV100C20MP11C	CF/CM/CU36C	0.99	1.11	0.95
TMLV100C20MP11C	CF/CM/CU42C	1.01	1.14	0.97
TMLV100C20MP11C	CF/CM/CU48C	1.00	1.12	0.96
TMLV100C20MP11C	CF/CM/CU60C	1.01	1.15	0.97
TMLV100C20MP11C	CF/CM64D	1.01	1.14	0.95
TMLV100C20MP12C	CF/CM/CU36C	0.99	1.11	0.95
TMLV100C20MP12C	CF/CM/CU42C	1.01	1.14	0.97
TMLV100C20MP12C	CF/CM/CU48C	1.00	1.12	0.96
TMLV100C20MP12C	CF/CM/CU60C	1.01	1.15	0.97
TMLV100C20MP12C	CF/CM64D	1.01	1.14	0.95
TMLV120C20MP11C	CF/CM/CU36C	0.99	1.11	0.95
TMLV120C20MP11C	CF/CM/CU42C	1.01	1.14	0.97
TMLV120C20MP11C	CF/CM/CU48C	1.00	1.12	0.96
TMLV120C20MP11C	CF/CM/CU60C	1.01	1.15	0.97
TMLV120C20MP11C	CF/CM64D	1.01	1.14	0.95
TMLV120C20MP12C	CF/CM/CU36C	0.99	1.11	0.95
TMLV120C20MP12C	CF/CM/CU42C	1.01	1.14	0.97
TMLV120C20MP12C	CF/CM/CU48C	1.00	1.12	0.96
TMLV120C20MP12C	CF/CM/CU60C	1.01	1.15	0.97
TMLV120C20MP12C	CF/CM64D	1.01	1.14	0.95
TMLX060A12MP11	CF/CM36A	0.96	1.01	1.00
TMLX080B12MP11	CF/CM/CU36B	0.97	1.07	0.99
TMLX080B12MP11	CF42B	0.98	1.05	0.98
TMLX080C16MP11	CF/CM/CU36C	0.98	1.08	0.95
TMLX080C16MP11	CF/CM/CU42C	0.99	1.06	0.96
TMLX080C16MP11	CF/CM/CU48C	0.99	1.08	0.95
TMLX080C16MP11	CF/CM/CU60C	1.00	1.07	0.95
TMLX080C16MP11	CF/CM64D	1.01	1.07	0.95
TMLX100C16MP11	CF/CM/CU36C	0.98	1.08	0.95
TMLX100C16MP11	CF/CM/CU42C	0.99	1.06	0.96

FURNACE MULTIPLIERS- 3 TON (Continued)

Furnaces	Coil	T.C.	S.C.	KW
TMLX100C16MP11	CF/CM/CU48C	0.99	1.08	0.95
TMLX100C16MP11	CF/CM/CU60C	1.00	1.07	0.95
TMLX100C16MP11	CF/CM64D	1.01	1.07	0.95
TMLX100C20MP11	CF/CM/CU36C	0.99	1.11	0.95
TMLX100C20MP11	CF/CM/CU42C	1.01	1.10	0.95
TMLX100C20MP11	CF/CM/CU48C	1.00	1.12	0.95
TMLX100C20MP11	CF/CM/CU60C	1.01	1.11	0.95
TMLX100C20MP11	CF/CM64D	1.01	1.10	0.94
TMLX120C20MP11	CF/CM/CU36C	0.99	1.11	0.95
TMLX120C20MP11	CF/CM/CU42C	1.01	1.10	0.95
TMLX120C20MP11	CF/CM/CU48C	1.00	1.12	0.95
TMLX120C20MP11	CF/CM/CU60C	1.01	1.11	0.95
TMLX120C20MP11	CF/CM64D	1.01	1.10	0.94
TP9C060B12MP12C	CF/CM/CU36B	0.97	1.03	1.00
TP9C060B12MP12C	CF42B	0.97	1.03	1.00
TP9C060B12MP13C	CF/CM/CU36B	0.97	1.03	1.00
TP9C060B12MP13C	CF42B	0.97	1.03	1.00
TP9C080B12MP12C	CF/CM/CU36B	0.96	0.98	0.96
TP9C080B12MP12C	CF42B	0.97	1.03	0.97
TP9C080B12MP13C	CF/CM/CU36B	0.96	0.98	0.96
TP9C080B12MP13C	CF42B	0.97	1.03	0.97
TP9C080C16MP12C	CF/CM/CU36C	0.98	1.05	0.96
TP9C080C16MP12C	CF/CM/CU42C	1.00	1.12	1.00
TP9C080C16MP12C	CF/CM/CU48C	0.99	1.14	0.99
TP9C080C16MP12C	CF/CM/CU60C	1.01	1.14	1.01
TP9C080C16MP12C	CF/CM64D	1.01	1.12	0.99
TP9C080C16MP13C	CF/CM/CU36C	0.98	1.05	0.96
TP9C080C16MP13C	CF/CM/CU42C	1.00	1.12	1.00
TP9C080C16MP13C	CF/CM/CU48C	0.99	1.14	0.99
TP9C080C16MP13C	CF/CM/CU60C	1.01	1.14	1.01
TP9C080C16MP13C	CF/CM64D	1.01	1.12	0.99
TP9C100C16MP12C	CF/CM/CU36C	0.98	1.11	0.97
TP9C100C16MP12C	CF/CM/CU42C	1.00	1.09	0.96
TP9C100C16MP12C	CF/CM/CU48C	0.99	1.11	0.96
TP9C100C16MP12C	CF/CM/CU60C	1.01	1.11	0.97
TP9C100C16MP12C	CF/CM64D	1.01	1.11	0.95
TP9C100C16MP13C	CF/CM/CU36C	0.98	1.11	0.97
TP9C100C16MP13C	CF/CM/CU42C	1.00	1.09	0.96
TP9C100C16MP13C	CF/CM/CU48C	0.99	1.11	0.96
TP9C100C16MP13C	CF/CM/CU60C	1.01	1.11	0.97
TP9C100C16MP13C	CF/CM64D	1.01	1.11	0.95
TP9C100C20MP12C	CF/CM/CU36C	0.99	1.13	0.99
TP9C100C20MP12C	CF/CM/CU42C	1.00	1.13	0.98
TP9C100C20MP12C	CF/CM/CU48C	1.01	1.11	0.97
TP9C100C20MP12C	CF/CM/CU60C	1.01	1.13	0.99
TP9C100C20MP12C	CF/CM64D	1.01	1.11	0.97
TP9C100C20MP13C	CF/CM/CU36C	0.99	1.13	0.99
TP9C100C20MP13C	CF/CM/CU42C	1.00	1.13	0.98
TP9C100C20MP13C	CF/CM/CU48C	1.01	1.11	0.97
TP9C100C20MP13C	CF/CM/CU60C	1.01	1.13	0.99
TP9C100C20MP13C	CF/CM64D	1.01	1.11	0.97
TP9C120D20MP12C	CF/CM/CU36D	0.99	1.12	0.95
TP9C120D20MP12C	CF/CM/CU42D	1.01	1.13	0.95
TP9C120D20MP12C	CF/CM/CU48D	1.01	1.13	0.95

FURNACE MULTIPLIERS- 3 TON (Continued)

Furnaces	Coil	T.C.	S.C.	KW
TP9C120D20MP12C	CF/CM/CU60D	1.01	1.14	0.95
TP9C120D20MP12C	CF/CM64D	1.01	1.12	0.95
TP9C120D20MP13C	CF/CM/CU36D	0.99	1.12	0.95
TP9C120D20MP13C	CF/CM/CU42D	1.01	1.13	0.95
TP9C120D20MP13C	CF/CM/CU48D	1.01	1.13	0.95
TP9C120D20MP13C	CF/CM/CU60D	1.01	1.14	0.95
TP9C120D20MP13C	CF/CM64D	1.01	1.12	0.95
TPLC080C16MP12C	CF/CM/CU36C	0.99	1.13	0.99
TPLC080C16MP12C	CF/CM/CU42C	0.99	1.12	0.98
TPLC080C16MP12C	CF/CM/CU48C	0.99	1.11	0.98
TPLC080C16MP12C	CF/CM/CU60C	1.01	1.13	0.99
TPLC080C16MP12C	CF/CM64D	1.01	1.11	0.97
TPLC080C16MP13C	CF/CM/CU36C	0.99	1.13	0.99
TPLC080C16MP13C	CF/CM/CU42C	0.99	1.12	0.98
TPLC080C16MP13C	CF/CM/CU48C	0.99	1.11	0.98
TPLC080C16MP13C	CF/CM/CU60C	1.01	1.13	0.99
TPLC080C16MP13C	CF/CM64D	1.01	1.11	0.97
TPLC100C16MP12C	CF/CM/CU36C	0.99	1.13	0.99
TPLC100C16MP12C	CF/CM/CU42C	0.99	1.12	0.98
TPLC100C16MP12C	CF/CM/CU48C	0.99	1.11	0.98
TPLC100C16MP12C	CF/CM/CU60C	1.01	1.13	0.99
TPLC100C16MP12C	CF/CM64D	1.01	1.11	0.97
TPLC100C16MP13C	CF/CM/CU36C	0.99	1.13	0.99
TPLC100C16MP13C	CF/CM/CU42C	0.99	1.12	0.98
TPLC100C16MP13C	CF/CM/CU48C	0.99	1.11	0.98
TPLC100C16MP13C	CF/CM/CU60C	1.01	1.13	0.99
TPLC100C16MP13C	CF/CM64D	1.01	1.11	0.97
TPLC100C20MP12C	CF/CM/CU36C	0.99	1.11	0.95
TPLC100C20MP12C	CF/CM/CU42C	1.01	1.14	0.97
TPLC100C20MP12C	CF/CM/CU48C	1.00	1.12	0.96
TPLC100C20MP12C	CF/CM/CU60C	1.01	1.15	0.97
TPLC100C20MP12C	CF/CM64D	1.01	1.14	0.95
TPLC100C20MP13C	CF/CM/CU36C	0.99	1.11	0.95
TPLC100C20MP13C	CF/CM/CU42C	1.01	1.14	0.97
TPLC100C20MP13C	CF/CM/CU48C	1.00	1.12	0.96
TPLC100C20MP13C	CF/CM/CU60C	1.01	1.15	0.97
TPLC100C20MP13C	CF/CM64D	1.01	1.14	0.95
TPLC120C20MP12C	CF/CM/CU36C	0.99	1.11	0.95
TPLC120C20MP12C	CF/CM/CU42C	1.01	1.14	0.97
TPLC120C20MP12C	CF/CM/CU48C	1.00	1.12	0.96
TPLC120C20MP12C	CF/CM/CU60C	1.01	1.15	0.97
TPLC120C20MP12C	CF/CM64D	1.01	1.14	0.95
TPLC120C20MP13C	CF/CM/CU36C	0.99	1.11	0.95
TPLC120C20MP13C	CF/CM/CU42C	1.01	1.14	0.97
TPLC120C20MP13C	CF/CM/CU48C	1.00	1.12	0.96
TPLC120C20MP13C	CF/CM/CU60C	1.01	1.15	0.97
TPLC120C20MP13C	CF/CM64D	1.01	1.14	0.95
YP9C060B12MP12C	CF/CM/CU36B	0.97	1.03	1.00
YP9C060B12MP12C	CF42B	0.97	1.03	1.00
YP9C060B12MP13C	CF/CM/CU36B	0.97	1.03	1.00
YP9C060B12MP13C	CF42B	0.97	1.03	1.00
YP9C080B12MP12C	CF/CM/CU36B	0.96	0.98	0.96
YP9C080B12MP12C	CF42B	0.97	1.03	0.97
YP9C080B12MP13C	CF/CM/CU36B	0.96	0.98	0.96

FURNACE MULTIPLIERS- 3 TON (Continued)

Furnaces	Coil	T.C.	S.C.	KW
YP9C080B12MP13C	CF42B	0.97	1.03	0.97
YP9C080C16MP12C	CF/CM/CU36C	0.98	1.05	0.96
YP9C080C16MP12C	CF/CM/CU42C	1.00	1.12	1.00
YP9C080C16MP12C	CF/CM/CU48C	0.99	1.14	0.99
YP9C080C16MP12C	CF/CM/CU60C	1.01	1.14	1.01
YP9C080C16MP12C	CF/CM64D	1.01	1.12	0.99
YP9C080C16MP13C	CF/CM/CU36C	0.98	1.05	0.96
YP9C080C16MP13C	CF/CM/CU42C	1.00	1.12	1.00
YP9C080C16MP13C	CF/CM/CU48C	0.99	1.14	0.99
YP9C080C16MP13C	CF/CM/CU60C	1.01	1.14	1.01
YP9C080C16MP13C	CF/CM64D	1.01	1.12	0.99
YP9C100C16MP12C	CF/CM/CU36C	0.98	1.11	0.97
YP9C100C16MP12C	CF/CM/CU42C	1.00	1.09	0.96
YP9C100C16MP12C	CF/CM/CU48C	0.99	1.11	0.96
YP9C100C16MP12C	CF/CM/CU60C	1.01	1.11	0.97
YP9C100C16MP12C	CF/CM64D	1.01	1.11	0.95
YP9C100C16MP13C	CF/CM/CU36C	0.98	1.11	0.97
YP9C100C16MP13C	CF/CM/CU42C	1.00	1.09	0.96
YP9C100C16MP13C	CF/CM/CU48C	0.99	1.11	0.96
YP9C100C16MP13C	CF/CM/CU60C	1.01	1.11	0.97
YP9C100C16MP13C	CF/CM64D	1.01	1.11	0.95
YP9C100C20MP12C	CF/CM/CU36C	0.99	1.13	0.99
YP9C100C20MP12C	CF/CM/CU42C	1.00	1.13	0.98
YP9C100C20MP12C	CF/CM/CU48C	1.01	1.11	0.97
YP9C100C20MP12C	CF/CM/CU60C	1.01	1.13	0.99
YP9C100C20MP12C	CF/CM64D	1.01	1.11	0.97
YP9C100C20MP13C	CF/CM/CU36C	0.99	1.13	0.99
YP9C100C20MP13C	CF/CM/CU42C	1.00	1.13	0.98
YP9C100C20MP13C	CF/CM/CU48C	1.01	1.11	0.97
YP9C100C20MP13C	CF/CM/CU60C	1.01	1.13	0.99
YP9C100C20MP13C	CF/CM64D	1.01	1.11	0.97
YP9C120D20MP12C	CF/CM/CU36D	0.99	1.12	0.95
YP9C120D20MP12C	CF/CM/CU42D	1.01	1.13	0.95
YP9C120D20MP12C	CF/CM/CU48D	1.01	1.13	0.95
YP9C120D20MP12C	CF/CM/CU60D	1.01	1.14	0.95
YP9C120D20MP12C	CF/CM64D	1.01	1.12	0.95
YP9C120D20MP13C	CF/CM/CU36D	0.99	1.12	0.95
YP9C120D20MP13C	CF/CM/CU42D	1.01	1.13	0.95
YP9C120D20MP13C	CF/CM/CU48D	1.01	1.13	0.95
YP9C120D20MP13C	CF/CM/CU60D	1.01	1.14	0.95
YP9C120D20MP13C	CF/CM64D	1.01	1.12	0.95
YPLC080C16MP12C	CF/CM/CU36C	0.99	1.13	0.99
YPLC080C16MP12C	CF/CM/CU42C	0.99	1.12	0.98
YPLC080C16MP12C	CF/CM/CU48C	0.99	1.11	0.98
YPLC080C16MP12C	CF/CM/CU60C	1.01	1.13	0.99
YPLC080C16MP12C	CF/CM64D	1.01	1.11	0.97
YPLC080C16MP13C	CF/CM/CU36C	0.99	1.13	0.99
YPLC080C16MP13C	CF/CM/CU42C	0.99	1.12	0.98
YPLC080C16MP13C	CF/CM/CU48C	0.99	1.11	0.98
YPLC080C16MP13C	CF/CM/CU60C	1.01	1.13	0.99
YPLC080C16MP13C	CF/CM64D	1.01	1.11	0.97
YPLC100C16MP12C	CF/CM/CU36C	0.99	1.13	0.99
YPLC100C16MP12C	CF/CM/CU42C	0.99	1.12	0.98
YPLC100C16MP12C	CF/CM/CU48C	0.99	1.11	0.98

FURNACE MULTIPLIERS- 3 TON (Continued)

Furnaces	Coil	T.C.	S.C.	KW
YPLC100C16MP12C	CF/CM/CU60C	1.01	1.13	0.99
YPLC100C16MP12C	CF/CM64D	1.01	1.11	0.97
YPLC100C16MP13C	CF/CM/CU36C	0.99	1.13	0.99
YPLC100C16MP13C	CF/CM/CU42C	0.99	1.12	0.98
YPLC100C16MP13C	CF/CM/CU48C	0.99	1.11	0.98
YPLC100C16MP13C	CF/CM/CU60C	1.01	1.13	0.99
YPLC100C16MP13C	CF/CM64D	1.01	1.11	0.97
YPLC100C20MP12C	CF/CM/CU36C	0.99	1.11	0.95
YPLC100C20MP12C	CF/CM/CU42C	1.01	1.14	0.97
YPLC100C20MP12C	CF/CM/CU48C	1.00	1.12	0.96
YPLC100C20MP12C	CF/CM/CU60C	1.01	1.15	0.97
YPLC100C20MP12C	CF/CM64D	1.01	1.14	0.95
YPLC100C20MP13C	CF/CM/CU36C	0.99	1.11	0.95
YPLC100C20MP13C	CF/CM/CU42C	1.01	1.14	0.97
YPLC100C20MP13C	CF/CM/CU48C	1.00	1.12	0.96

FURNACE MULTIPLIERS- 3 TON (Continued)

Furnaces	Coil	T.C.	S.C.	KW
YPLC100C20MP13C	CF/CM/CU60C	1.01	1.15	0.97
YPLC100C20MP13C	CF/CM64D	1.01	1.14	0.95
YPLC120C20MP12C	CF/CM/CU36C	0.99	1.11	0.95
YPLC120C20MP12C	CF/CM/CU42C	1.01	1.14	0.97
YPLC120C20MP12C	CF/CM/CU48C	1.00	1.12	0.96
YPLC120C20MP12C	CF/CM/CU60C	1.01	1.15	0.97
YPLC120C20MP12C	CF/CM64D	1.01	1.14	0.95
YPLC120C20MP13C	CF/CM/CU36C	0.99	1.11	0.95
YPLC120C20MP13C	CF/CM/CU42C	1.01	1.14	0.97
YPLC120C20MP13C	CF/CM/CU48C	1.00	1.12	0.96
YPLC120C20MP13C	CF/CM/CU60C	1.01	1.15	0.97
YPLC120C20MP13C	CF/CM64D	1.01	1.14	0.95

PERFORMANCE DATA - 4 TON

CONDENSER-ONLY DATA (OUTDOOR UNIT)																		
MODEL	SATURATED SUCTION @ COMPRESSOR		Outdoor Ambient Temperature															
			55 °F		65 °F		75 °F		85 °F		95 °F		105 °F		115 °F		125 °F	
	T (°F)	P (PSIG)	MBH	KW	MBH	KW	MBH	KW	MBH	KW	MBH	KW	MBH	KW	MBH	KW	MBH	KW
YXT48B21S (Stage 2)	35	107	46.8	2.68	44.4	2.94	42.1	3.22	39.7	3.55	37.3	3.91	34.8	4.34	32.1	4.83	29.2	5.38
	40	118	51.4	2.70	48.8	2.95	46.3	3.23	43.8	3.54	41.2	3.91	38.4	4.34	35.5	4.83	32.4	5.38
	45	130	55.8	2.74	53.5	2.96	50.9	3.23	48.1	3.54	45.3	3.90	42.3	4.33	39.2	4.83	35.8	5.37
	50	142	60.8	2.79	58.6	2.97	55.7	3.23	52.8	3.54	49.7	3.89	46.5	4.32	43.1	4.82	39.5	5.36
	55	156	67.0	2.77	64.0	2.99	60.9	3.24	57.7	3.55	54.4	3.90	51.0	4.32	47.3	4.81	43.4	5.35
YXT48B21S (Stage 1)	35	107	32.2	1.81	30.2	2.05	28.2	2.32	26.1	2.63	23.6	2.97	20.9	3.37	17.7	3.81	14.1	4.30
	40	118	35.6	1.76	33.5	2.00	31.4	2.27	29.2	2.58	26.6	2.92	23.7	3.32	20.4	3.76	16.6	4.25
	45	130	39.3	1.72	37.1	1.96	34.9	2.22	32.5	2.53	29.8	2.87	26.8	3.26	23.3	3.71	19.3	4.19
	50	142	43.2	1.67	40.9	1.91	38.6	2.18	36.1	2.47	33.2	2.81	30.1	3.21	26.4	3.65	22.3	4.14
	55	156	47.3	1.63	44.8	1.87	42.5	2.13	39.9	2.42	36.9	2.75	33.6	3.14	29.8	3.59	25.5	4.07

Notes:

- For Outdoor Unit (Condenser) performance only. Data does not include the effects of air handler power or heat.
- Performance based on 15°F subcooling and 15°F superheat at the Outdoor Unit base valves.
 - Increase capacity by 1% for each 2°F increase in subcooling.
 - Decrease capacity by 1% for each 2°F decrease in subcooling.
- Maximum recommended condensing temperature is 140°F.

COOLING PERFORMANCE DATA																
OUTDOOR UNIT MODEL NO.		YXT48B21S														
INDOOR COIL MODEL NO.		CF64DXA1														
AIR TEMP. ENTERING OUTDOOR UNIT (°F)	ID CFM	1350					1600					1850				
	ID DB (°F)	80	80	75	80	80	80	80	75	80	80	80	80	75	80	80
	ID WB (°F)	57	62	62	67	72	57	62	62	67	72	57	62	62	67	72
55	T.C.	44.6	48.8	48.8	52.6	54.7	46.8	50.0	50.0	53.3	55.3	48.9	51.1	51.2	54.0	56.0
	S.C.	44.6	39.8	33.8	32.5	24.6	46.8	42.5	35.6	33.4	24.8	48.9	45.2	37.5	34.4	25.0
	KW	2.42	2.44	2.44	2.47	2.48	2.52	2.54	2.54	2.56	2.57	2.63	2.64	2.64	2.66	2.66
65	T.C.	43.3	47.2	47.4	51.7	54.9	45.5	48.5	48.6	52.6	55.9	47.7	49.7	49.9	53.5	56.8
	S.C.	43.3	39.4	33.4	32.6	25.1	45.5	42.4	35.5	34.1	25.8	47.7	45.4	37.6	35.7	26.5
	KW	2.65	2.68	2.68	2.72	2.74	2.76	2.78	2.78	2.81	2.83	2.87	2.88	2.88	2.91	2.93
75	T.C.	42.0	45.7	46.1	50.8	55.1	44.2	47.0	47.3	51.9	56.4	46.5	48.3	48.5	53.0	57.7
	S.C.	42.0	38.9	32.9	32.7	25.7	44.2	42.3	35.3	34.8	26.8	46.5	45.6	37.7	37.0	28.0
	KW	2.89	2.92	2.92	2.96	3.00	3.00	3.02	3.02	3.06	3.10	3.11	3.12	3.12	3.16	3.19
85	T.C.	40.8	43.9	44.1	48.8	53.3	42.8	45.1	45.4	49.9	54.6	44.8	46.4	46.6	51.0	56.0
	S.C.	40.8	38.3	32.1	32.0	25.0	42.8	41.7	34.6	34.3	26.2	44.8	45.1	37.2	36.6	27.4
	KW	3.22	3.24	3.24	3.28	3.31	3.33	3.34	3.34	3.38	3.41	3.43	3.44	3.44	3.47	3.51
95	T.C.	39.6	42.1	42.2	46.9	51.5	41.4	43.3	43.5	48.0	52.9	43.2	44.5	44.7	49.1	54.2
	S.C.	39.6	37.7	31.3	31.4	24.4	41.4	41.2	34.0	33.8	25.6	43.2	44.5	36.6	36.2	26.7
	KW	3.54	3.56	3.56	3.59	3.63	3.65	3.66	3.66	3.69	3.72	3.75	3.76	3.75	3.79	3.82
105	T.C.	37.0	39.7	39.8	44.2	48.6	39.0	40.8	40.9	45.1	49.8	41.0	41.9	42.1	46.0	51.0
	S.C.	37.0	36.4	30.3	30.1	23.4	39.0	39.3	32.9	32.7	24.7	41.0	41.9	35.5	35.2	25.9
	KW	4.00	4.02	4.02	4.05	4.08	4.10	4.12	4.11	4.15	4.18	4.21	4.21	4.21	4.25	4.28
115	T.C.	34.5	37.4	37.4	41.6	45.7	36.7	38.4	38.4	42.3	46.8	38.8	39.4	39.5	43.0	47.9
	S.C.	34.5	35.2	29.4	28.9	22.4	36.7	37.4	31.8	31.6	23.8	38.8	39.4	34.3	34.2	25.1
	KW	4.44	4.46	4.46	4.49	4.53	4.55	4.56	4.56	4.60	4.63	4.66	4.65	4.65	4.70	4.72
125	T.C.	32.0	35.0	35.0	38.9	42.8	34.3	36.0	36.0	39.5	43.8	36.7	36.9	37.0	40.0	44.9
	S.C.	32.0	33.9	28.4	27.7	21.5	34.3	35.6	30.8	30.4	22.9	36.7	36.9	33.2	33.2	24.2
	KW	4.88	4.91	4.90	4.94	4.97	4.99	5.00	5.00	5.04	5.07	5.10	5.10	5.10	5.15	5.17
NOTE: ALL CAPACITIES INCLUDE INDOOR FAN HEAT. KW VALUES ARE FOR THE SYSTEM (OUTDOOR + INDOOR).																
Green shaded cells are ACCA (TVA) conditions.																
Blue shaded cells are AHRI conditions.																

Multipliers for determining the performance with other indoor sections.

NOTE: For dry bulb temperatures different than those listed (between 73-87 °F), sensible capacity increases by 1060 BTUH per 1000 CFM per degree above the listed temperature and decreases by 1060 BTUH per 1000 CFM per degree below the listed temperature.

COIL MULTIPLIERS- 4 TON

Air Handler	Coil	T.C.	S.C.	KW
–	CF/CM/CU48C	0.97	1.02	1.05
–	CF/CM/CU60C	1.00	1.10	1.04
–	CF/CM64D	1.00	1.00	1.00
AE48CX21	–	0.99	1.06	1.03
AE48DX21	–	0.99	1.06	0.99
AE60CX21	–	1.00	1.05	0.96
AE60DX21	–	1.00	1.14	0.98
AVC48CX21	–	1.00	1.03	0.98
AVC48DX21	–	1.00	1.04	0.96
AVC60CX21	–	1.00	1.05	1.00
AVC60DX21	–	1.00	1.05	0.96
ME14DN21	CF/CM48D	1.00	1.03	0.96
ME14DN21	CF/CM60D	1.00	1.05	0.96
ME14DN21	CF/CM64D	1.00	1.07	0.96
ME16CN21	CF/CM48C	1.00	1.08	1.00
ME16CN21	CF/CM60C	1.00	1.08	1.00
ME20DN21	CF/CM48D	1.00	1.07	1.00
ME20DN21	CF/CM60D	1.00	1.13	0.96
ME20DN21	CF/CM64D	1.00	1.12	0.96
MVC12CN21	CF/CM48C	1.00	1.03	0.96
MVC12CN21	CF/CM60C	1.00	1.05	0.96
MVC14DN21	CF/CM48D	1.00	1.03	0.95
MVC16CN21	CF/CM48C	1.00	1.07	0.98
MVC16CN21	CF/CM60C	1.00	1.08	0.98
MVC20DN21	CF/CM48D	1.00	1.04	0.95
MVC20DN21	CF/CM60D	1.00	1.14	0.96
MVC20DN21	CF/CM64D	1.00	1.14	0.96

FURNACE MULTIPLIERS- 4 TON

Furnaces	Coil	T.C.	S.C.	KW
TM8V080C16MP11C	CF/CM/CU48C	1.00	1.04	1.00
TM8V080C16MP11C	CF/CM/CU60C	1.00	1.05	1.00
TM8V080C16MP11C	CF/CM64D	1.00	1.05	1.00
TM8V080C16MP12C	CF/CM/CU48C	1.00	1.04	1.00
TM8V080C16MP12C	CF/CM/CU60C	1.00	1.05	1.00
TM8V080C16MP12C	CF/CM64D	1.00	1.05	1.00
TM8V100C16MP11C	CF/CM/CU48C	1.00	1.04	1.00
TM8V100C16MP11C	CF/CM/CU60C	1.00	1.05	1.00
TM8V100C16MP11C	CF/CM64D	1.00	1.05	1.00
TM8V100C16MP12C	CF/CM/CU48C	1.00	1.04	1.00
TM8V100C16MP12C	CF/CM/CU60C	1.00	1.05	1.00
TM8V100C16MP12C	CF/CM64D	1.00	1.05	1.00
TM8V100C20MP11C	CF/CM/CU48C	1.00	1.04	0.98
TM8V100C20MP11C	CF/CM/CU60C	1.00	1.09	1.00
TM8V100C20MP11C	CF/CM64D	1.00	1.05	0.98
TM8V100C20MP12C	CF/CM/CU48C	1.00	1.04	0.98
TM8V100C20MP12C	CF/CM/CU60C	1.00	1.09	1.00
TM8V100C20MP12C	CF/CM64D	1.00	1.05	0.98
TM8V120C20MP11C	CF/CM/CU48C	1.00	1.04	0.98
TM8V120C20MP11C	CF/CM/CU60C	1.00	1.09	1.00
TM8V120C20MP11C	CF/CM64D	1.00	1.05	0.98
TM8V120C20MP12C	CF/CM/CU48C	1.00	1.04	0.98
TM8V120C20MP12C	CF/CM/CU60C	1.00	1.09	1.00
TM8V120C20MP12C	CF/CM64D	1.00	1.05	0.98
TM8X080C16MP11	CF/CM/CU48C	1.00	1.08	1.04

FURNACE MULTIPLIERS- 4 TON (Continued)

Furnaces	Coil	T.C.	S.C.	KW
TM8X080C16MP11	CF/CM/CU60C	1.00	1.08	1.04
TM8X080C16MP11	CF/CM64D	1.00	1.08	1.00
TM8X100C16MP11	CF/CM/CU48C	1.00	1.08	1.04
TM8X100C16MP11	CF/CM/CU60C	1.00	1.08	1.04
TM8X100C16MP11	CF/CM64D	1.00	1.08	1.00
TM8X100C20MP11	CF/CM/CU48C	1.00	1.04	0.98
TM8X100C20MP11	CF/CM/CU60C	1.00	1.05	0.98
TM8X100C20MP11	CF/CM64D	1.00	1.04	0.96
TM8X120C20MP11	CF/CM/CU48C	1.00	1.04	0.98
TM8X120C20MP11	CF/CM/CU60C	1.00	1.05	0.98
TM8X120C20MP11	CF/CM64D	1.00	1.04	0.96
TM8Y080C16MP11	CF/CM/CU48C	1.00	1.08	1.04
TM8Y080C16MP11	CF/CM/CU60C	1.00	1.08	1.04
TM8Y080C16MP11	CF/CM64D	1.00	1.08	1.00
TM8Y100C16MP11	CF/CM/CU48C	1.00	1.08	1.04
TM8Y100C16MP11	CF/CM/CU60C	1.00	1.08	1.04
TM8Y100C16MP11	CF/CM64D	1.00	1.08	1.00
TM8Y100C20MP11	CF/CM/CU48C	1.00	1.04	0.98
TM8Y100C20MP11	CF/CM/CU60C	1.00	1.05	0.98
TM8Y100C20MP11	CF/CM64D	1.00	1.04	0.96
TM8Y120C20MP11	CF/CM/CU48C	1.00	1.04	0.98
TM8Y120C20MP11	CF/CM/CU60C	1.00	1.05	0.98
TM8Y120C20MP11	CF/CM64D	1.00	1.04	0.96
TM9E100C16MP11	CF/CM/CU48C	0.99	1.04	1.01
TM9E100C16MP11	CF/CM/CU60C	1.00	1.05	1.02
TM9E100C16MP11	CF/CM64D	1.00	1.04	1.00
TM9E100C20MP11	CF/CM/CU48C	1.00	1.03	1.00
TM9E100C20MP11	CF/CM/CU60C	0.99	1.02	0.99
TM9E100C20MP11	CF/CM64D	1.00	1.08	1.00
TM9E120D20MP11	CF/CM/CU48D	1.00	1.05	0.98
TM9E120D20MP11	CF/CM/CU60D	1.00	1.05	0.98
TM9E120D20MP11	CF/CM64D	1.00	1.04	0.98
TM9V080C16MP11C	CF/CM/CU48C	0.99	1.02	1.01
TM9V080C16MP11C	CF/CM/CU60C	1.00	1.05	1.02
TM9V080C16MP11C	CF/CM64D	1.00	1.07	1.02
TM9V080C16MP12C	CF/CM/CU48C	0.99	1.02	1.01
TM9V080C16MP12C	CF/CM/CU60C	1.00	1.05	1.02
TM9V080C16MP12C	CF/CM64D	1.00	1.07	1.02
TM9V100C16MP11C	CF/CM/CU48C	0.99	1.01	0.99
TM9V100C16MP11C	CF/CM/CU60C	1.00	1.10	1.04
TM9V100C16MP11C	CF/CM64D	1.00	1.07	1.00
TM9V100C16MP12C	CF/CM/CU48C	0.99	1.01	0.99
TM9V100C16MP12C	CF/CM/CU60C	1.00	1.10	1.04
TM9V100C16MP12C	CF/CM64D	1.00	1.07	1.00
TM9V100C20MP11C	CF/CM/CU48C	1.00	1.03	1.00
TM9V100C20MP11C	CF/CM/CU60C	1.00	1.10	1.04
TM9V100C20MP11C	CF/CM64D	1.00	1.07	1.00
TM9V100C20MP12C	CF/CM/CU48C	1.00	1.03	1.00
TM9V100C20MP12C	CF/CM/CU60C	1.00	1.10	1.04
TM9V100C20MP12C	CF/CM64D	1.00	1.07	1.00
TM9V120D20MP11C	CF/CM/CU48D	1.00	1.05	0.98
TM9V120D20MP11C	CF/CM/CU60D	1.00	1.09	0.98
TM9V120D20MP11C	CF/CM64D	1.00	1.05	0.98
TM9V120D20MP12C	CF/CM/CU48D	1.00	1.05	0.98
TM9V120D20MP12C	CF/CM/CU60D	1.00	1.09	0.98

FURNACE MULTIPLIERS- 4 TON (Continued)

Furnaces	Coil	T.C.	S.C.	KW
TM9V120D20MP12C	CF/CM64D	1.00	1.05	0.98
TM9Y100C16MP11	CF/CM/CU48C	0.99	1.04	1.01
TM9Y100C16MP11	CF/CM/CU60C	1.00	1.05	1.02
TM9Y100C16MP11	CF/CM64D	1.00	1.04	1.00
TM9Y100C20MP11	CF/CM/CU48C	1.00	1.03	1.00
TM9Y100C20MP11	CF/CM/CU60C	0.99	1.02	0.99
TM9Y100C20MP11	CF/CM64D	1.00	1.08	1.00
TM9Y120D20MP11	CF/CM/CU48D	1.00	1.05	0.98
TM9Y120D20MP11	CF/CM/CU60D	1.00	1.05	0.98
TM9Y120D20MP11	CF/CM64D	1.00	1.04	0.98
TMLV080C16MP11C	CF/CM/CU48C	1.00	1.04	1.00
TMLV080C16MP11C	CF/CM/CU60C	1.00	1.05	1.00
TMLV080C16MP11C	CF/CM64D	1.00	1.05	1.00
TMLV080C16MP12C	CF/CM/CU48C	1.00	1.04	1.00
TMLV080C16MP12C	CF/CM/CU60C	1.00	1.05	1.00
TMLV080C16MP12C	CF/CM64D	1.00	1.05	1.00
TMLV100C16MP11C	CF/CM/CU48C	1.00	1.04	1.00
TMLV100C16MP11C	CF/CM/CU60C	1.00	1.05	1.00
TMLV100C16MP11C	CF/CM64D	1.00	1.05	1.00
TMLV100C16MP12C	CF/CM/CU48C	1.00	1.04	1.00
TMLV100C16MP12C	CF/CM/CU60C	1.00	1.05	1.00
TMLV100C16MP12C	CF/CM64D	1.00	1.05	1.00
TMLV100C20MP11C	CF/CM/CU48C	1.00	1.04	0.98
TMLV100C20MP11C	CF/CM/CU60C	1.00	1.09	1.00
TMLV100C20MP11C	CF/CM64D	1.00	1.05	0.98
TMLV100C20MP12C	CF/CM/CU48C	1.00	1.04	0.98
TMLV100C20MP12C	CF/CM/CU60C	1.00	1.09	1.00
TMLV100C20MP12C	CF/CM64D	1.00	1.05	0.98
TMLV120C20MP11C	CF/CM/CU48C	1.00	1.04	0.98
TMLV120C20MP11C	CF/CM/CU60C	1.00	1.09	1.00
TMLV120C20MP11C	CF/CM64D	1.00	1.05	0.98
TMLV120C20MP12C	CF/CM/CU48C	1.00	1.04	0.98
TMLV120C20MP12C	CF/CM/CU60C	1.00	1.09	1.00
TMLV120C20MP12C	CF/CM64D	1.00	1.05	0.98
TMLX080C16MP11	CF/CM/CU48C	1.00	1.08	1.04
TMLX080C16MP11	CF/CM/CU60C	1.00	1.08	1.04
TMLX080C16MP11	CF/CM64D	1.00	1.08	1.00
TMLX100C16MP11	CF/CM/CU48C	1.00	1.08	1.04
TMLX100C16MP11	CF/CM/CU60C	1.00	1.08	1.04
TMLX100C16MP11	CF/CM64D	1.00	1.08	1.00
TMLX100C20MP11	CF/CM/CU48C	1.00	1.04	0.98
TMLX100C20MP11	CF/CM/CU60C	1.00	1.05	0.98
TMLX100C20MP11	CF/CM64D	1.00	1.04	0.96
TMLX120C20MP11	CF/CM/CU48C	1.00	1.04	0.98
TMLX120C20MP11	CF/CM/CU60C	1.00	1.05	0.98
TMLX120C20MP11	CF/CM64D	1.00	1.04	0.96
TP9C080C16MP12C	CF/CM/CU48C	0.99	1.02	1.01
TP9C080C16MP12C	CF/CM/CU60C	1.00	1.05	1.02
TP9C080C16MP12C	CF/CM64D	1.00	1.07	1.02
TP9C080C16MP13C	CF/CM/CU48C	0.99	1.02	1.01
TP9C080C16MP13C	CF/CM/CU60C	1.00	1.05	1.02
TP9C080C16MP13C	CF/CM64D	1.00	1.07	1.02
TP9C100C16MP12C	CF/CM/CU48C	0.99	1.01	0.99
TP9C100C16MP12C	CF/CM/CU60C	1.00	1.10	1.04
TP9C100C16MP12C	CF/CM64D	1.00	1.07	1.00

FURNACE MULTIPLIERS- 4 TON (Continued)

Furnaces	Coil	T.C.	S.C.	KW
TP9C100C16MP13C	CF/CM/CU48C	0.99	1.01	0.99
TP9C100C16MP13C	CF/CM/CU60C	1.00	1.10	1.04
TP9C100C16MP13C	CF/CM64D	1.00	1.07	1.00
TP9C100C20MP12C	CF/CM/CU48C	1.00	1.03	1.00
TP9C100C20MP12C	CF/CM/CU60C	1.00	1.10	1.04
TP9C100C20MP12C	CF/CM64D	1.00	1.07	1.00
TP9C100C20MP13C	CF/CM/CU48C	1.00	1.03	1.00
TP9C100C20MP13C	CF/CM/CU60C	1.00	1.10	1.04
TP9C100C20MP13C	CF/CM64D	1.00	1.07	1.00
TP9C120D20MP12C	CF/CM/CU48D	1.00	1.05	0.98
TP9C120D20MP12C	CF/CM/CU60D	1.00	1.09	0.98
TP9C120D20MP12C	CF/CM64D	1.00	1.05	0.98
TP9C120D20MP13C	CF/CM/CU48D	1.00	1.05	0.98
TP9C120D20MP13C	CF/CM/CU60D	1.00	1.09	0.98
TP9C120D20MP13C	CF/CM64D	1.00	1.05	0.98
TPLC080C16MP12C	CF/CM/CU48C	1.00	1.04	1.00
TPLC080C16MP12C	CF/CM/CU60C	1.00	1.05	1.00
TPLC080C16MP12C	CF/CM64D	1.00	1.05	1.00
TPLC080C16MP13C	CF/CM/CU48C	1.00	1.04	1.00
TPLC080C16MP13C	CF/CM/CU60C	1.00	1.05	1.00
TPLC080C16MP13C	CF/CM64D	1.00	1.05	1.00
TPLC100C16MP12C	CF/CM/CU48C	1.00	1.04	1.00
TPLC100C16MP12C	CF/CM/CU60C	1.00	1.05	1.00
TPLC100C16MP12C	CF/CM64D	1.00	1.05	1.00
TPLC100C16MP13C	CF/CM/CU48C	1.00	1.04	1.00
TPLC100C16MP13C	CF/CM/CU60C	1.00	1.05	1.00
TPLC100C16MP13C	CF/CM64D	1.00	1.05	1.00
YP9C080C16MP12C	CF/CM/CU48C	0.99	1.02	1.01
YP9C080C16MP12C	CF/CM/CU60C	1.00	1.05	1.02
YP9C080C16MP12C	CF/CM64D	1.00	1.07	1.02
YP9C080C16MP13C	CF/CM/CU48C	0.99	1.02	1.01
YP9C080C16MP13C	CF/CM/CU60C	1.00	1.05	1.02
YP9C080C16MP13C	CF/CM64D	1.00	1.07	1.02
YP9C100C16MP12C	CF/CM/CU48C	0.99	1.01	0.99
YP9C100C16MP12C	CF/CM/CU60C	1.00	1.10	1.04
YP9C100C16MP12C	CF/CM64D	1.00	1.07	1.00
YP9C100C16MP13C	CF/CM/CU48C	0.99	1.01	0.99
YP9C100C16MP13C	CF/CM/CU60C	1.00	1.10	1.04
YP9C100C16MP13C	CF/CM64D	1.00	1.07	1.00
YP9C100C20MP12C	CF/CM/CU48C	1.00	1.03	1.00
YP9C100C20MP12C	CF/CM/CU60C	1.00	1.10	1.04
YP9C100C20MP12C	CF/CM64D	1.00	1.07	1.00
YP9C100C20MP13C	CF/CM/CU48C	1.00	1.03	1.00

FURNACE MULTIPLIERS- 4 TON (Continued)

Furnaces	Coil	T.C.	S.C.	KW
YP9C100C20MP13C	CF/CM/CU60C	1.00	1.10	1.04
YP9C100C20MP13C	CF/CM64D	1.00	1.07	1.00
YP9C120D20MP12C	CF/CM/CU48D	1.00	1.05	0.98
YP9C120D20MP12C	CF/CM/CU60D	1.00	1.09	0.98
YP9C120D20MP12C	CF/CM64D	1.00	1.05	0.98
YP9C120D20MP13C	CF/CM/CU48D	1.00	1.05	0.98
YP9C120D20MP13C	CF/CM/CU60D	1.00	1.09	0.98
YP9C120D20MP13C	CF/CM64D	1.00	1.05	0.98
YPLC080C16MP12C	CF/CM/CU48C	1.00	1.04	1.00
YPLC080C16MP12C	CF/CM/CU60C	1.00	1.05	1.00
YPLC080C16MP12C	CF/CM64D	1.00	1.05	1.00
YPLC080C16MP13C	CF/CM/CU48C	1.00	1.04	1.00
YPLC080C16MP13C	CF/CM/CU60C	1.00	1.05	1.00
YPLC080C16MP13C	CF/CM64D	1.00	1.05	1.00
YPLC100C16MP12C	CF/CM/CU48C	1.00	1.04	1.00
YPLC100C16MP12C	CF/CM/CU60C	1.00	1.05	1.00
YPLC100C16MP12C	CF/CM64D	1.00	1.05	1.00

FURNACE MULTIPLIERS- 4 TON (Continued)

Furnaces	Coil	T.C.	S.C.	KW
YPLC100C16MP13C	CF/CM/CU48C	1.00	1.04	1.00
YPLC100C16MP13C	CF/CM/CU60C	1.00	1.05	1.00
YPLC100C16MP13C	CF/CM64D	1.00	1.05	1.00
YPLC100C20MP12C	CF/CM/CU48C	1.00	1.04	0.98
YPLC100C20MP12C	CF/CM/CU60C	1.00	1.09	1.00
YPLC100C20MP12C	CF/CM64D	1.00	1.05	0.98
YPLC100C20MP13C	CF/CM/CU48C	1.00	1.04	0.98
YPLC100C20MP13C	CF/CM/CU60C	1.00	1.09	1.00
YPLC100C20MP13C	CF/CM64D	1.00	1.05	0.98
YPLC120C20MP12C	CF/CM/CU48C	1.00	1.04	0.98
YPLC120C20MP12C	CF/CM/CU60C	1.00	1.09	1.00
YPLC120C20MP12C	CF/CM64D	1.00	1.05	0.98
YPLC120C20MP13C	CF/CM/CU48C	1.00	1.04	0.98
YPLC120C20MP13C	CF/CM/CU60C	1.00	1.09	1.00
YPLC120C20MP13C	CF/CM64D	1.00	1.05	0.98

PERFORMANCE DATA - 5 TON

CONDENSER-ONLY DATA (OUTDOOR UNIT)																		
MODEL	SATURATED SUCTION @ COMPRESSOR		Outdoor Ambient Temperature															
			55 °F		65 °F		75 °F		85 °F		95 °F		105 °F		115 °F		125 °F	
	T (°F)	P (PSIG)	MBH	KW	MBH	KW	MBH	KW	MBH	KW	MBH	KW	MBH	KW	MBH	KW	MBH	KW
YXT60B21S (Stage 2)	35	107	56.0	3.18	53.3	3.46	50.6	3.79	47.8	4.17	44.8	4.61	41.7	5.13	38.3	5.73	34.7	6.42
	40	118	61.4	3.21	58.6	3.49	55.6	3.81	52.6	4.18	49.4	4.61	46.0	5.13	42.4	5.72	38.5	6.40
	45	130	67.0	3.26	64.2	3.53	61.0	3.84	57.7	4.20	54.2	4.62	50.6	5.13	46.7	5.72	42.6	6.38
	50	142	73.0	3.32	69.6	3.59	65.9	3.90	62.6	4.24	59.4	4.65	55.5	5.14	51.4	5.72	46.9	6.37
	55	156	78.3	3.40	75.8	3.65	72.0	3.96	68.4	4.29	64.7	4.68	60.6	5.17	56.2	5.74	51.6	6.36
YXT60B21S (Stage 1)	35	107	37.1	2.20	35.0	2.51	33.1	2.85	31.1	3.22	28.8	3.64	26.2	4.14	23.2	4.70	19.8	5.34
	40	118	41.0	2.14	38.8	2.46	36.7	2.79	34.5	3.16	32.1	3.58	29.4	4.07	26.3	4.63	22.8	5.26
	45	130	45.2	2.09	42.8	2.40	40.5	2.74	38.1	3.11	35.6	3.52	32.8	4.00	29.6	4.56	25.9	5.18
	50	142	49.8	2.05	47.1	2.35	44.5	2.68	42.0	3.04	39.3	3.45	36.3	3.93	33.0	4.48	29.2	5.09
	55	156	54.6	1.98	51.6	2.29	48.9	2.62	46.1	2.97	43.2	3.38	40.1	3.85	36.6	4.40	32.7	5.00

Notes:

1. For Outdoor Unit (Condenser) performance only. Data does not include the effects of air handler power or heat.
2. Performance based on 15°F subcooling and 15°F superheat at the Outdoor Unit base valves.
 - a. Increase capacity by 1% for each 2°F increase in subcooling.
 - b. Decrease capacity by 1% for each 2°F decrease in subcooling.
3. Maximum recommended condensing temperature is 140°F.

COOLING PERFORMANCE DATA																
OUTDOOR UNIT MODEL NO.		YXT60B21S														
INDOOR COIL MODEL NO.		CF64DXA1														
AIR TEMP. ENTERING OUTDOOR UNIT (°F)	ID CFM	1500					1750					2000				
	ID DB (°F)	80	80	75	80	80	80	80	75	80	80	80	80	75	80	80
	ID WB (°F)	57	62	62	67	72	57	62	62	67	72	57	62	62	67	72
55	T.C.	55.6	59.6	59.4	61.6	62.0	57.6	60.4	60.2	61.9	62.2	59.6	61.2	61.1	62.1	62.3
	S.C.	54.2	46.9	40.5	37.7	29.2	56.5	48.5	41.8	38.5	29.5	58.7	50.2	43.1	39.3	29.9
	KW	3.04	3.07	3.07	3.07	3.07	3.15	3.16	3.16	3.16	3.16	3.25	3.25	3.26	3.26	3.25
65	T.C.	54.0	58.0	57.8	61.5	64.5	56.1	59.1	58.9	62.2	65.2	58.2	60.3	60.1	62.9	65.9
	S.C.	52.9	46.6	39.8	38.3	30.1	55.1	49.1	41.8	39.9	30.9	57.3	51.6	43.8	41.5	31.7
	KW	3.35	3.38	3.38	3.40	3.42	3.45	3.48	3.48	3.50	3.52	3.55	3.57	3.58	3.59	3.61
75	T.C.	52.5	56.4	56.2	61.4	66.9	54.6	57.8	57.6	62.6	68.2	56.8	59.3	59.0	63.8	69.4
	S.C.	51.6	46.2	39.1	38.8	31.1	53.7	49.7	41.8	41.2	32.3	55.9	53.1	44.4	43.6	33.5
	KW	3.65	3.69	3.69	3.73	3.77	3.75	3.79	3.79	3.83	3.87	3.86	3.90	3.90	3.93	3.97
85	T.C.	51.2	54.4	54.2	59.2	64.2	53.4	55.8	55.6	60.3	65.5	55.6	57.2	56.9	61.4	66.8
	S.C.	50.4	45.7	38.6	38.1	30.2	52.6	49.2	41.3	40.6	31.6	54.7	52.8	44.0	43.1	33.0
	KW	4.05	4.09	4.09	4.13	4.18	4.16	4.20	4.19	4.24	4.28	4.27	4.30	4.30	4.34	4.38
95	T.C.	50.0	52.4	52.2	57.0	61.5	52.2	53.8	53.5	58.0	62.9	54.4	55.2	54.8	59.0	64.3
	S.C.	49.2	45.2	38.0	37.4	29.3	51.4	48.8	40.8	40.0	31.0	53.6	52.4	43.6	42.6	32.6
	KW	4.46	4.50	4.49	4.53	4.59	4.57	4.60	4.60	4.64	4.69	4.68	4.70	4.70	4.75	4.80
105	T.C.	46.7	48.7	48.6	53.2	58.1	48.9	50.1	49.7	54.2	59.1	51.1	51.6	50.9	55.2	60.1
	S.C.	46.0	43.3	36.2	35.9	28.1	48.1	46.4	39.0	38.5	29.7	50.3	49.5	41.7	41.1	31.3
	KW	5.06	5.09	5.08	5.13	5.18	5.17	5.19	5.19	5.24	5.28	5.28	5.29	5.29	5.34	5.39
115	T.C.	43.5	45.1	45.1	49.6	54.8	45.7	46.6	46.1	50.5	55.4	47.8	48.1	47.1	51.5	56.0
	S.C.	42.9	41.4	34.6	34.4	26.9	45.0	44.1	37.2	37.0	28.5	47.1	46.7	39.8	39.6	30.0
	KW	5.64	5.66	5.65	5.71	5.75	5.75	5.76	5.76	5.81	5.85	5.86	5.87	5.87	5.92	5.96
125	T.C.	40.4	41.5	41.6	46.0	51.6	42.5	43.1	42.4	46.8	51.8	44.6	44.7	43.3	47.7	51.9
	S.C.	39.7	39.5	32.9	32.9	25.8	41.8	41.7	35.4	35.5	27.2	43.9	44.0	37.9	38.2	28.7
	KW	6.22	6.23	6.22	6.29	6.32	6.33	6.34	6.34	6.39	6.43	6.44	6.44	6.45	6.50	6.53
NOTE: ALL CAPACITIES INCLUDE INDOOR FAN HEAT. KW VALUES ARE FOR THE SYSTEM (OUTDOOR + INDOOR).																
Green shaded cells are ACCA (TVA) conditions.																
Blue shaded cells are AHRI conditions.																

Multipliers for determining the performance with other indoor sections.

NOTE: For dry bulb temperatures different than those listed (between 73-87 °F), sensible capacity increases by 1060 BTUH per 1000 CFM per degree above the listed temperature and decreases by 1060 BTUH per 1000 CFM per degree below the listed temperature.

COIL MULTIPLIERS- 5 TON

Air Handler	Coil	T.C.	S.C.	KW
–	CF/CM/CU60D	1.00	1.09	1.04
–	CF/CM64D	1.00	1.00	1.00
AE60CX21	–	1.00	1.07	1.00
AE60DX21	–	1.03	1.11	0.99
AVC60CX21	–	0.99	1.04	1.03
AVC60DX21	–	1.01	1.06	0.97
ME14DN21	CF/CM60D	0.99	1.02	0.95
ME14DN21	CF/CM64D	1.01	1.03	0.97
ME16CN21	CF/CM60C	0.99	1.02	0.97
ME20DN21	CF/CM60D	1.01	1.09	1.03
ME20DN21	CF/CM64D	1.03	1.09	0.97
MVC14DN21	CF/CM60D	0.99	1.01	0.95
MVC14DN21	CF/CM64D	1.01	1.02	0.95
MVC16CN21	CF/CM60C	1.01	1.09	1.01
MVC20DN21	CF/CM60D	1.02	1.11	0.98
MVC20DN21	CF/CM64D	1.03	1.13	0.99

FURNACE MULTIPLIERS- 5 TON

Furnaces	Coil	T.C.	S.C.	KW
TM8V080C16MP11C	CF/CM/CU60C	0.99	1.07	1.03
TM8V080C16MP11C	CF/CM/CU60D	0.99	1.06	1.03
TM8V080C16MP11C	CF/CM64D	1.01	1.09	1.05
TM8V080C16MP12C	CF/CM/CU60C	0.99	1.07	1.03
TM8V080C16MP12C	CF/CM/CU60D	0.99	1.06	1.03
TM8V080C16MP12C	CF/CM64D	1.01	1.09	1.05
TM8V100C16MP11C	CF/CM/CU60C	0.99	1.07	1.03
TM8V100C16MP11C	CF/CM/CU60D	0.99	1.06	1.03
TM8V100C16MP11C	CF/CM64D	1.01	1.09	1.05
TM8V100C16MP12C	CF/CM/CU60C	0.99	1.07	1.03
TM8V100C16MP12C	CF/CM/CU60D	0.99	1.06	1.03
TM8V100C16MP12C	CF/CM64D	1.01	1.09	1.05
TM8V100C20MP11C	CF/CM/CU60C	0.99	1.04	0.99
TM8V100C20MP11C	CF/CM/CU60D	1.00	1.06	1.00
TM8V100C20MP11C	CF/CM64D	1.01	1.05	0.99
TM8V100C20MP12C	CF/CM/CU60C	0.99	1.04	0.99
TM8V100C20MP12C	CF/CM/CU60D	1.00	1.06	1.00
TM8V100C20MP12C	CF/CM64D	1.01	1.05	0.99
TM8V120C20MP11C	CF/CM/CU60C	0.99	1.04	0.99
TM8V120C20MP11C	CF/CM/CU60D	1.00	1.06	1.00
TM8V120C20MP11C	CF/CM64D	1.01	1.05	0.99
TM8V120C20MP12C	CF/CM/CU60C	0.99	1.04	0.99
TM8V120C20MP12C	CF/CM/CU60D	1.00	1.06	1.00
TM8V120C20MP12C	CF/CM64D	1.01	1.05	0.99
TM8X080C16MP11	CF/CM/CU60C	0.98	1.01	0.99
TM8X080C16MP11	CF/CM/CU60D	0.98	1.03	0.99
TM8X080C16MP11	CF/CM64D	1.00	1.03	0.99
TM8X100C16MP11	CF/CM/CU60C	0.98	1.01	0.99
TM8X100C16MP11	CF/CM/CU60D	0.98	1.03	0.99
TM8X100C16MP11	CF/CM64D	1.00	1.03	0.99
TM8X100C20MP11	CF/CM/CU60C	0.99	1.04	0.99
TM8X100C20MP11	CF/CM/CU60D	0.99	1.05	0.99
TM8X100C20MP11	CF/CM64D	1.01	1.05	0.99
TM8X120C20MP11	CF/CM/CU60C	0.99	1.04	0.99
TM8X120C20MP11	CF/CM/CU60D	0.99	1.05	0.99
TM8X120C20MP11	CF/CM64D	1.01	1.05	0.99

FURNACE MULTIPLIERS- 5 TON (Continued)

Furnaces	Coil	T.C.	S.C.	KW
TM8Y080C16MP11	CF/CM/CU60C	0.98	1.01	0.99
TM8Y080C16MP11	CF/CM/CU60D	0.98	1.03	0.99
TM8Y080C16MP11	CF/CM64D	1.00	1.03	0.99
TM8Y100C16MP11	CF/CM/CU60C	0.98	1.01	0.99
TM8Y100C16MP11	CF/CM/CU60D	0.98	1.03	0.99
TM8Y100C16MP11	CF/CM64D	1.00	1.03	0.99
TM8Y100C20MP11	CF/CM/CU60C	0.99	1.04	0.99
TM8Y100C20MP11	CF/CM/CU60D	0.99	1.05	0.99
TM8Y100C20MP11	CF/CM64D	1.01	1.05	0.99
TM8Y120C20MP11	CF/CM/CU60C	0.99	1.04	0.99
TM8Y120C20MP11	CF/CM/CU60D	0.99	1.05	0.99
TM8Y120C20MP11	CF/CM64D	1.01	1.05	0.99
TM9E100C20MP11	CF/CM/CU60C	0.98	1.01	0.99
TM9E100C20MP11	CF/CM/CU60D	0.99	1.03	0.99
TM9E100C20MP11	CF/CM64D	1.00	1.03	0.99
TM9E120D20MP11	CF/CM/CU60D	0.99	1.05	0.99
TM9E120D20MP11	CF/CM64D	1.00	1.04	0.99
TM9V080C16MP11C	CF/CM/CU60C	0.98	1.01	0.99
TM9V080C16MP11C	CF/CM/CU60D	0.98	1.01	0.99
TM9V080C16MP11C	CF/CM64D	0.99	1.03	0.99
TM9V080C16MP12C	CF/CM/CU60C	0.98	1.01	0.99
TM9V080C16MP12C	CF/CM/CU60D	0.98	1.01	0.99
TM9V080C16MP12C	CF/CM64D	0.99	1.03	0.99
TM9V100C16MP11C	CF/CM/CU60C	0.99	1.04	0.99
TM9V100C16MP11C	CF/CM/CU60D	0.99	1.05	0.99
TM9V100C16MP11C	CF/CM64D	1.00	1.02	0.99
TM9V100C16MP12C	CF/CM/CU60C	0.99	1.04	0.99
TM9V100C16MP12C	CF/CM/CU60D	0.99	1.05	0.99
TM9V100C16MP12C	CF/CM64D	1.00	1.02	0.99
TM9V100C20MP11C	CF/CM/CU60C	0.99	1.05	0.99
TM9V100C20MP11C	CF/CM64D	1.00	1.05	0.99
TM9V100C20MP12C	CF/CM/CU60C	0.99	1.05	0.99
TM9V100C20MP12C	CF/CM64D	1.00	1.05	0.99
TM9V120D20MP11C	CF/CM/CU60D	0.97	1.02	0.99
TM9V120D20MP11C	CF/CM64D	1.03	1.12	0.99
TM9V120D20MP12C	CF/CM/CU60D	0.97	1.02	0.99
TM9V120D20MP12C	CF/CM64D	1.03	1.12	0.99
TM9Y100C20MP11	CF/CM/CU60C	0.98	1.01	0.99
TM9Y100C20MP11	CF/CM/CU60D	0.99	1.03	0.99
TM9Y100C20MP11	CF/CM64D	1.00	1.03	0.99
TM9Y120D20MP11	CF/CM/CU60D	0.99	1.05	0.99
TM9Y120D20MP11	CF/CM64D	1.00	1.04	0.99
TMLV080C16MP11C	CF/CM/CU60C	0.99	1.07	0.99
TMLV080C16MP11C	CF/CM/CU60D	0.99	1.06	0.99
TMLV080C16MP11C	CF/CM64D	1.01	1.09	0.99
TMLV080C16MP12C	CF/CM/CU60C	0.99	1.07	0.99
TMLV080C16MP12C	CF/CM/CU60D	0.99	1.06	0.99
TMLV080C16MP12C	CF/CM64D	1.01	1.09	0.99
TMLV100C16MP11C	CF/CM/CU60C	0.99	1.07	0.99
TMLV100C16MP11C	CF/CM/CU60D	0.99	1.06	0.99
TMLV100C16MP11C	CF/CM64D	1.01	1.09	0.99
TMLV100C16MP12C	CF/CM/CU60C	0.99	1.07	0.99
TMLV100C16MP12C	CF/CM/CU60D	0.99	1.06	0.99
TMLV100C16MP12C	CF/CM64D	1.01	1.09	0.99
TMLV100C20MP11C	CF/CM/CU60C	0.99	1.04	0.99

FURNACE MULTIPLIERS- 5 TON (Continued)

Furnaces	Coil	T.C.	S.C.	KW
TMLV100C20MP11C	CF/CM/CU60D	1.00	1.06	0.99
TMLV100C20MP11C	CF/CM64D	1.01	1.05	0.99
TMLV100C20MP12C	CF/CM/CU60C	0.99	1.04	0.99
TMLV100C20MP12C	CF/CM/CU60D	1.00	1.06	0.99
TMLV100C20MP12C	CF/CM64D	1.01	1.05	0.99
TMLV120C20MP11C	CF/CM/CU60C	0.99	1.04	0.99
TMLV120C20MP11C	CF/CM/CU60D	1.00	1.06	0.99
TMLV120C20MP11C	CF/CM64D	1.01	1.05	0.99
TMLV120C20MP12C	CF/CM/CU60C	0.99	1.04	0.99
TMLV120C20MP12C	CF/CM/CU60D	1.00	1.06	0.99
TMLV120C20MP12C	CF/CM64D	1.01	1.05	0.99
TMLX080C16MP11	CF/CM/CU60C	0.98	1.01	0.99
TMLX080C16MP11	CF/CM/CU60D	0.98	1.03	0.99
TMLX080C16MP11	CF/CM64D	1.00	1.03	0.99
TMLX100C16MP11	CF/CM/CU60C	0.98	1.01	0.99
TMLX100C16MP11	CF/CM/CU60D	0.98	1.03	0.99
TMLX100C16MP11	CF/CM64D	1.00	1.03	0.99
TMLX100C20MP11	CF/CM/CU60C	0.99	1.04	0.99
TMLX100C20MP11	CF/CM/CU60D	0.99	1.05	0.99
TMLX100C20MP11	CF/CM64D	1.01	1.05	0.99
TMLX120C20MP11	CF/CM/CU60C	0.99	1.04	0.99
TMLX120C20MP11	CF/CM/CU60D	0.99	1.05	0.99
TMLX120C20MP11	CF/CM64D	1.01	1.05	0.99
TP9C080C16MP12C	CF/CM/CU60C	0.98	1.01	0.99
TP9C080C16MP12C	CF/CM/CU60D	0.98	1.01	0.99
TP9C080C16MP12C	CF/CM64D	0.99	1.03	0.99
TP9C080C16MP13C	CF/CM/CU60C	0.98	1.01	0.99
TP9C080C16MP13C	CF/CM/CU60D	0.98	1.01	0.99
TP9C080C16MP13C	CF/CM64D	0.99	1.03	0.99
TP9C100C16MP12C	CF/CM/CU60C	0.99	1.04	0.99
TP9C100C16MP12C	CF/CM/CU60D	0.99	1.05	0.99
TP9C100C16MP12C	CF/CM64D	1.00	1.02	0.99
TP9C100C16MP13C	CF/CM/CU60C	0.99	1.04	0.99
TP9C100C16MP13C	CF/CM/CU60D	0.99	1.05	0.99
TP9C100C16MP13C	CF/CM64D	1.00	1.02	0.99
TP9C100C20MP12C	CF/CM/CU60C	0.99	1.05	0.99
TP9C100C20MP12C	CF/CM64D	1.00	1.05	0.99
TP9C100C20MP13C	CF/CM/CU60C	0.99	1.05	0.99
TP9C100C20MP13C	CF/CM64D	1.00	1.05	0.99
TP9C120D20MP12C	CF/CM/CU60D	0.97	1.02	0.99
TP9C120D20MP12C	CF/CM64D	1.03	1.12	0.99
TP9C120D20MP13C	CF/CM/CU60D	0.97	1.02	0.99
TP9C120D20MP13C	CF/CM64D	1.03	1.12	0.99
TPLC080C16MP12C	CF/CM/CU60C	0.99	1.07	0.99
TPLC080C16MP12C	CF/CM/CU60D	0.99	1.06	0.99
TPLC080C16MP12C	CF/CM64D	1.01	1.09	0.99
TPLC080C16MP13C	CF/CM/CU60C	0.99	1.07	0.99
TPLC080C16MP13C	CF/CM/CU60D	0.99	1.06	0.99
TPLC080C16MP13C	CF/CM64D	1.01	1.09	0.99
TPLC100C16MP12C	CF/CM/CU60C	0.99	1.07	0.99
TPLC100C16MP12C	CF/CM/CU60D	0.99	1.06	0.99
TPLC100C16MP12C	CF/CM64D	1.01	1.09	0.99
TPLC100C16MP13C	CF/CM/CU60C	0.99	1.07	0.99
TPLC100C16MP13C	CF/CM/CU60D	0.99	1.06	0.99
TPLC100C16MP13C	CF/CM64D	1.01	1.09	0.99
TPLC120C20MP12C	CF/CM/CU60C	0.99	1.04	0.99
TPLC120C20MP12C	CF/CM/CU60D	1.00	1.06	0.99
TPLC120C20MP12C	CF/CM64D	1.01	1.05	0.99
TPLC120C20MP13C	CF/CM/CU60C	0.99	1.04	0.99
TPLC120C20MP13C	CF/CM/CU60D	1.00	1.06	0.99
TPLC120C20MP13C	CF/CM64D	1.01	1.05	0.99

FURNACE MULTIPLIERS- 5 TON (Continued)

Furnaces	Coil	T.C.	S.C.	KW
TPLC100C20MP12C	CF/CM/CU60D	1.00	1.06	0.99
TPLC100C20MP12C	CF/CM64D	1.01	1.05	0.99
TPLC100C20MP13C	CF/CM/CU60C	0.99	1.04	0.99
TPLC100C20MP13C	CF/CM/CU60D	1.00	1.06	0.99
TPLC100C20MP13C	CF/CM64D	1.01	1.05	0.99
TPLC120C20MP12C	CF/CM/CU60C	0.99	1.04	0.99
TPLC120C20MP12C	CF/CM/CU60D	1.00	1.06	0.99
TPLC120C20MP12C	CF/CM64D	1.01	1.05	0.99
TPLC120C20MP13C	CF/CM/CU60C	0.99	1.04	0.99
TPLC120C20MP13C	CF/CM/CU60D	1.00	1.06	0.99
TPLC120C20MP13C	CF/CM64D	1.01	1.05	0.99
YP9C080C16MP12C	CF/CM/CU60C	0.98	1.01	0.99
YP9C080C16MP12C	CF/CM/CU60D	0.98	1.01	0.99
YP9C080C16MP12C	CF/CM64D	0.99	1.03	0.99
YP9C080C16MP13C	CF/CM/CU60C	0.98	1.01	0.99
YP9C080C16MP13C	CF/CM/CU60D	0.98	1.01	0.99
YP9C080C16MP13C	CF/CM64D	0.99	1.03	0.99
YP9C100C16MP12C	CF/CM/CU60C	0.99	1.04	0.99
YP9C100C16MP12C	CF/CM/CU60D	0.99	1.05	0.99
YP9C100C16MP12C	CF/CM64D	1.00	1.02	0.99
YP9C100C16MP13C	CF/CM/CU60C	0.99	1.04	0.99
YP9C100C16MP13C	CF/CM/CU60D	0.99	1.05	0.99
YP9C100C16MP13C	CF/CM64D	1.00	1.02	0.99
YP9C100C20MP12C	CF/CM/CU60C	0.99	1.05	0.99
YP9C100C20MP12C	CF/CM64D	1.00	1.05	0.99
YP9C100C20MP13C	CF/CM/CU60C	0.99	1.05	0.99
YP9C100C20MP13C	CF/CM64D	1.00	1.05	0.99
YP9C120D20MP12C	CF/CM/CU60D	0.97	1.02	0.99
YP9C120D20MP12C	CF/CM64D	1.03	1.12	0.99
YP9C120D20MP13C	CF/CM/CU60D	0.97	1.02	0.99
YP9C120D20MP13C	CF/CM64D	1.03	1.12	0.99
YPLC080C16MP12C	CF/CM/CU60C	0.99	1.07	0.99
YPLC080C16MP12C	CF/CM/CU60D	0.99	1.06	0.99
YPLC080C16MP12C	CF/CM64D	1.01	1.09	0.99
YPLC080C16MP13C	CF/CM/CU60C	0.99	1.07	0.99
YPLC080C16MP13C	CF/CM/CU60D	0.99	1.06	0.99
YPLC080C16MP13C	CF/CM64D	1.01	1.09	0.99
YPLC100C16MP12C	CF/CM/CU60C	0.99	1.07	0.99
YPLC100C16MP12C	CF/CM/CU60D	0.99	1.06	0.99
YPLC100C16MP12C	CF/CM64D	1.01	1.09	0.99
YPLC100C16MP13C	CF/CM/CU60C	0.99	1.07	0.99
YPLC100C16MP13C	CF/CM/CU60D	0.99	1.06	0.99
YPLC100C16MP13C	CF/CM64D	1.01	1.09	0.99
YPLC100C20MP12C	CF/CM/CU60C	0.99	1.04	0.99
YPLC100C20MP12C	CF/CM/CU60D	1.00	1.06	0.99
YPLC100C20MP12C	CF/CM64D	1.01	1.05	0.99
YPLC100C20MP13C	CF/CM/CU60C	0.99	1.04	0.99
YPLC100C20MP13C	CF/CM/CU60D	1.00	1.06	0.99
YPLC100C20MP13C	CF/CM64D	1.01	1.05	0.99
YPLC120C20MP12C	CF/CM/CU60C	0.99	1.04	0.99
YPLC120C20MP12C	CF/CM/CU60D	1.00	1.06	0.99
YPLC120C20MP13C	CF/CM/CU60D	1.00	1.06	0.99
YPLC120C20MP13C	CF/CM64D	1.01	1.05	0.99

NOTES